



US00D850188S

(12) **United States Design Patent**  
**Lindsay et al.**

(10) **Patent No.:** **US D850,188 S**  
(45) **Date of Patent:** **\*\* Jun. 4, 2019**

(54) **LID FOR A CONTAINER**  
(71) Applicant: **Sistema Plastics Limited**, Mangere,  
Auckland (NZ)  
(72) Inventors: **Cameron Lindsay**, Auckland (NZ);  
**James Manley**, Auckland (NZ)  
(73) Assignee: **SISTEMA PLASTICS LIMITED**  
(NZ)  
(\*\*) Term: **15 Years**  
(21) Appl. No.: **29/634,981**  
(22) Filed: **Jan. 26, 2018**

D560,488 S \* 1/2008 Rust ..... D9/414  
D682,047 S \* 5/2013 Myoung ..... D7/629  
D747,961 S \* 1/2016 Tamm ..... D9/420  
D821,808 S \* 7/2018 Diner ..... D7/391  
D828,716 S \* 9/2018 Zhang ..... B65D 45/00  
D7/392.1  
D830,790 S \* 10/2018 Lee ..... D7/629  
2014/0217101 A1 \* 8/2014 Wang ..... B65D 45/00  
220/324

\* cited by examiner

*Primary Examiner* — Ricky Pham  
(74) *Attorney, Agent, or Firm* — McCarter & English,  
LLP

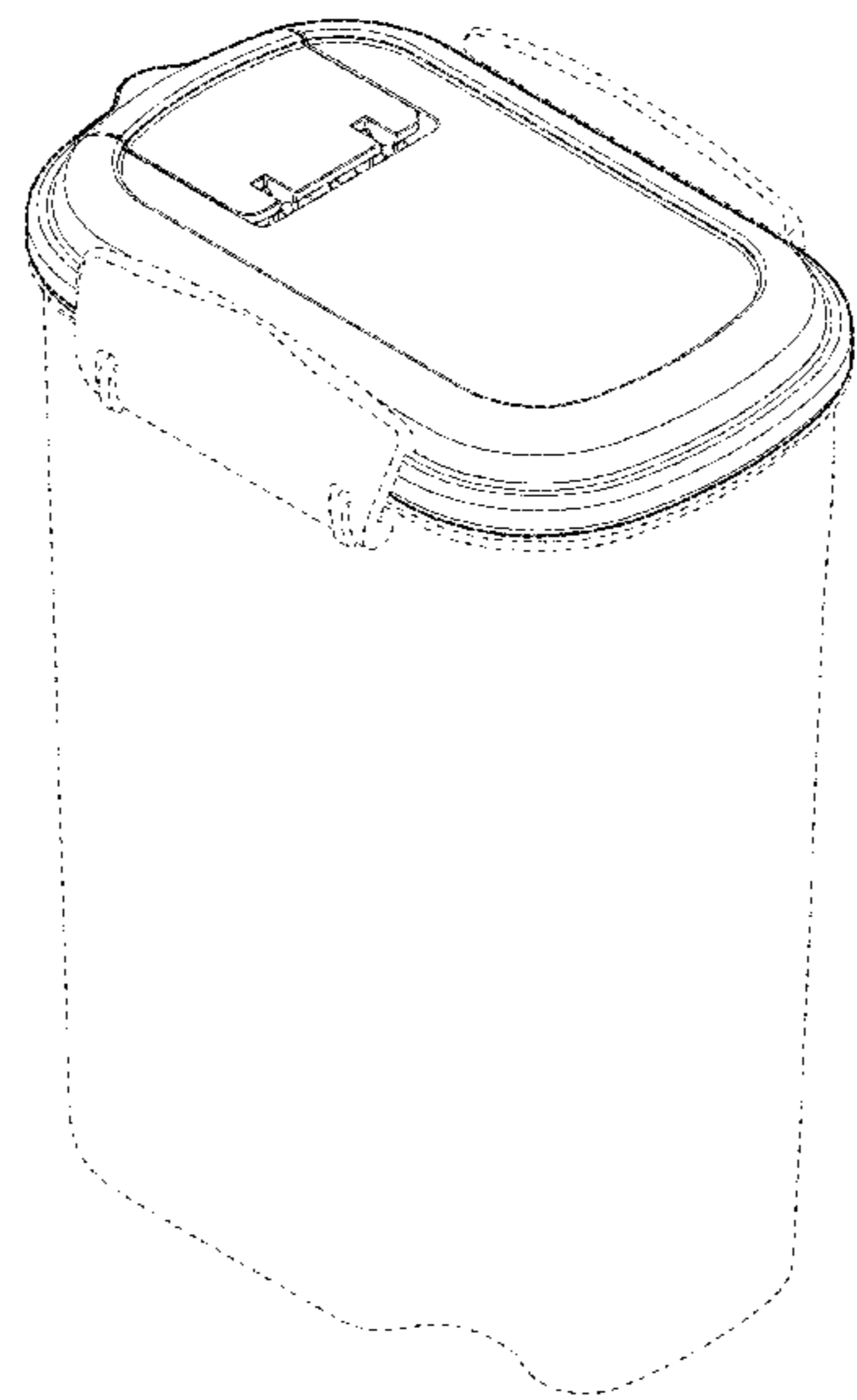
(30) **Foreign Application Priority Data**  
Jul. 28, 2017 (ZA) ..... F2017/01192  
(51) **LOC (11) Cl.** ..... **07-02**  
(52) **U.S. Cl.**  
USPC ..... **D7/391**  
(58) **Field of Classification Search**  
USPC ..... D7/391, 392, 392.1, 393, 397, 629;  
D9/414, 424-432, 435, 443, 451-452  
CPC ..... A47J 36/027; A47J 36/06; A47J 37/10;  
A47J 37/101; B65D 21/0209; B65D  
43/00; B65D 43/02; B65D 43/022; B65D  
43/161; B65D 43/162; B65D 45/00;  
B65D 45/16; B65D 45/18; B65D 51/16;  
B65D 51/1683; B65D 51/1688; B65D  
51/1694; B65F 1/1615  
See application file for complete search history.

(57) **CLAIM**  
The ornamental design for a lid for a container, as shown and  
described.

(56) **References Cited**  
U.S. PATENT DOCUMENTS  
D277,724 S \* 2/1985 Daenen ..... D7/392  
D385,190 S \* 10/1997 Kobilarcik ..... D3/323

**DESCRIPTION**  
FIG. 1 is a top front perspective view of a lid for a container;  
FIG. 2 is a front view of the lid of FIG. 1;  
FIG. 3 is a rear view of the lid of FIG. 1;  
FIG. 4 is left side view of the lid of FIG. 1;  
FIG. 5 is a right side view of the lid of FIG. 1;  
FIG. 6 is a top view of the lid of FIG. 1; and,  
FIG. 7 is a bottom view the lid of FIG. 1.  
The broken lines show structure that is not part of the  
claimed design, but rather are directed to environment in  
which the design is associated, or show portions of the  
article on which the design is embodied or applied, and are  
for illustrative purposes only. The broken lines form no part  
of the claimed design.

**1 Claim, 7 Drawing Sheets**



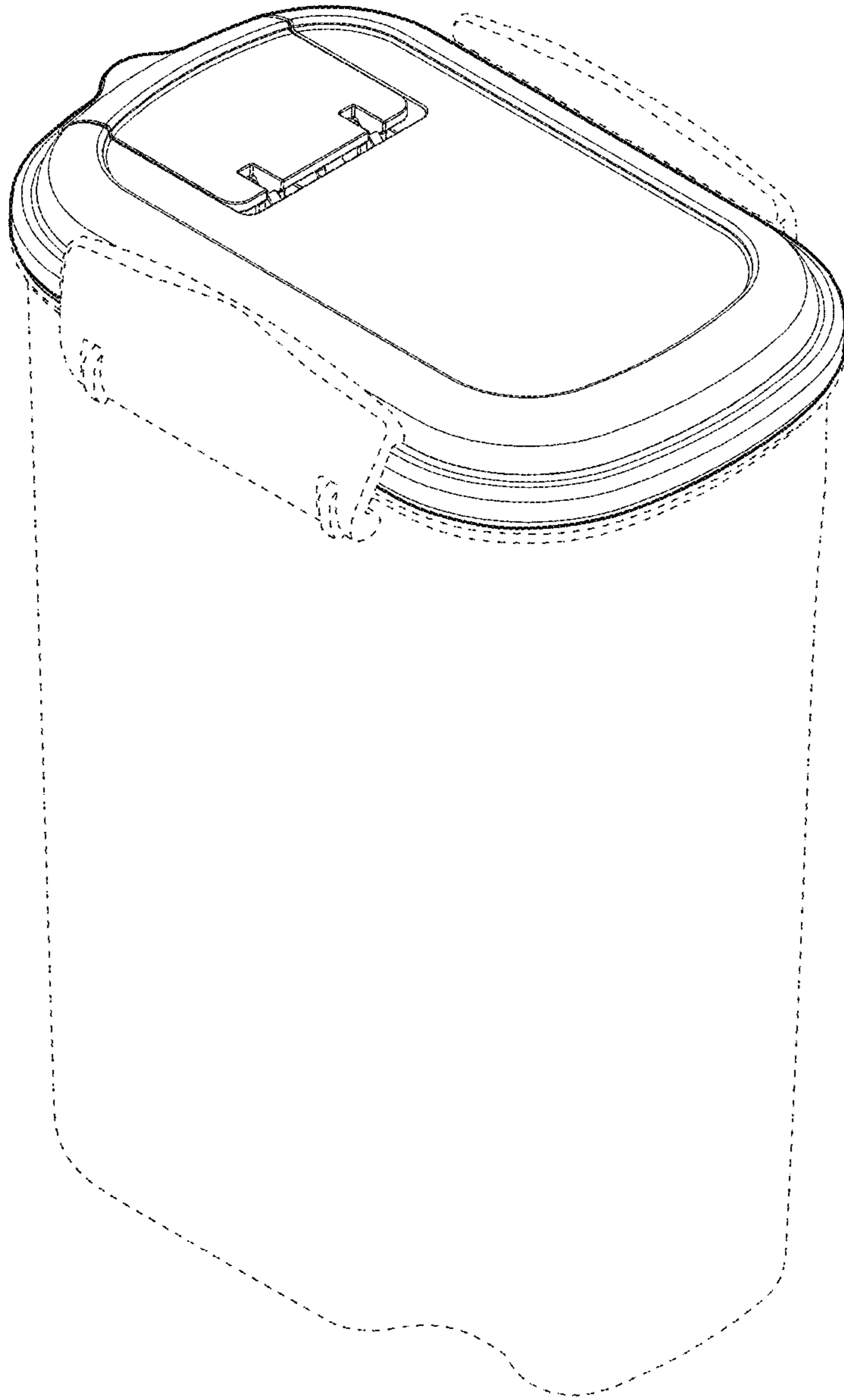


FIG. 1




FIG. 2




FIG. 3




FIG. 4




FIG. 5

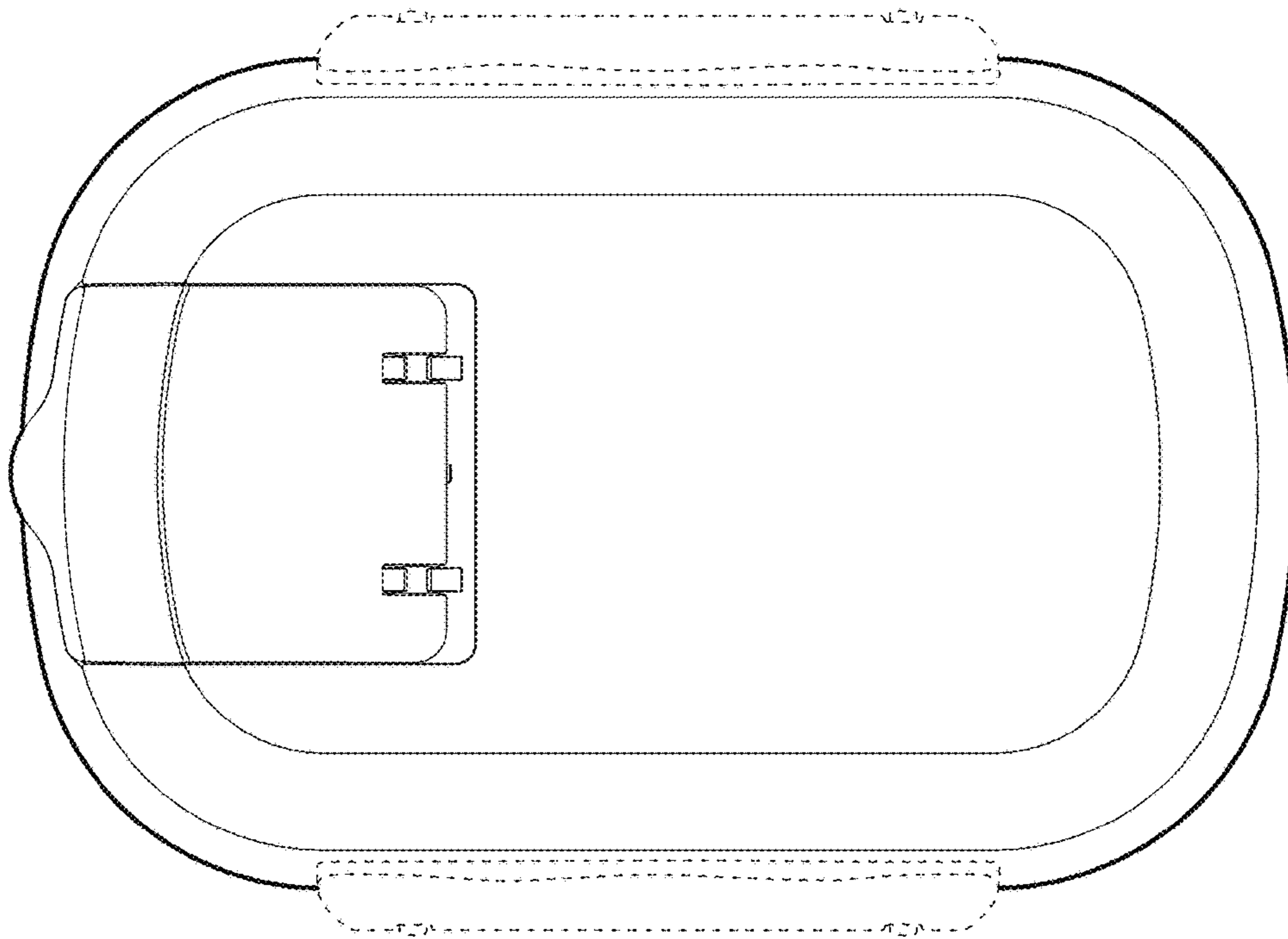


FIG. 6

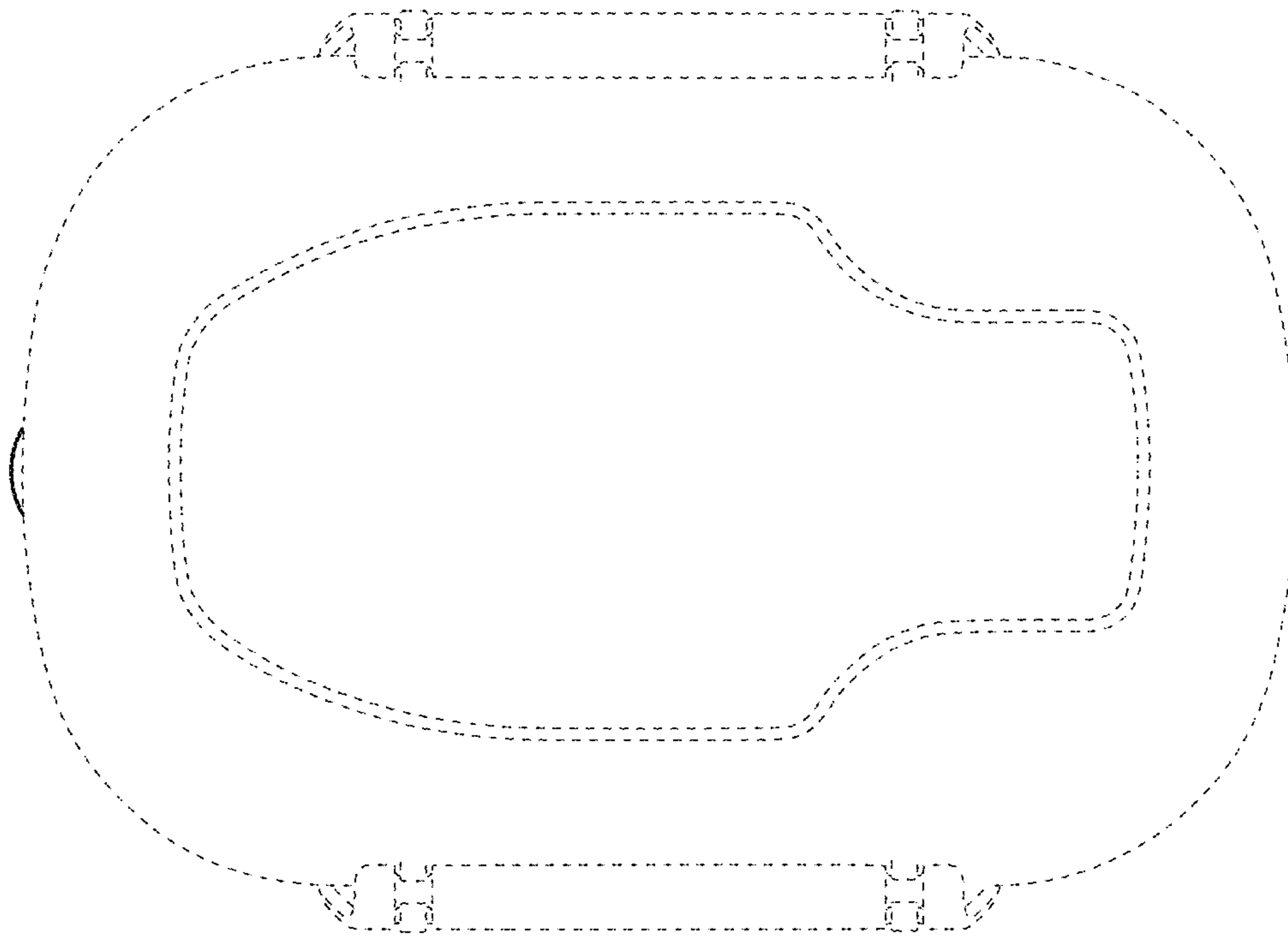


FIG. 7