



US00D850177S

(12) **United States Design Patent** (10) **Patent No.:** **US D850,177 S**
Scott et al. (45) **Date of Patent:** **** Jun. 4, 2019**

(54) **AIRCRAFT SEAT ARMRESTS**

(71) Applicant: **Molon Labe, LLC**, Lakewood, CO (US)

(72) Inventors: **Frank Matthew Scott**, Breckenridge, CO (US); **Kevin Van Liere**, Longmont, CO (US)

(73) Assignee: **Molon Labe, LLC**, Lakewood, CO (US)

(**) Term: **15 Years**

(21) Appl. No.: **29/629,834**

(22) Filed: **Dec. 15, 2017**

(51) **LOC (11) Cl.** **06-06**

(52) **U.S. Cl.**
USPC **D6/716.2**

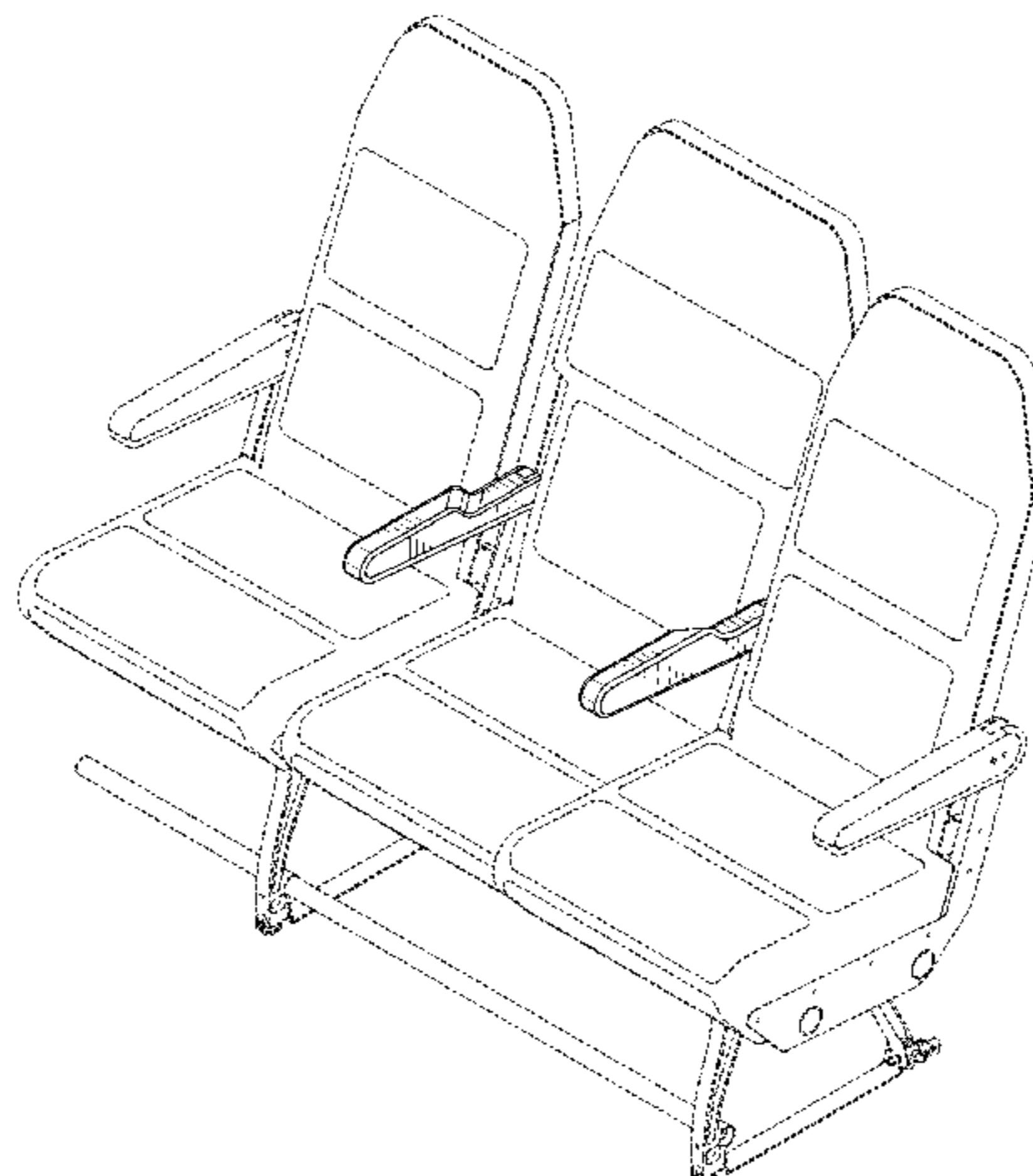
(58) **Field of Classification Search**
USPC D6/328, 334, 354, 355, 356, 364, 366, D6/601, 655, 702, 708, 708.16, 708.17, D6/708.18, 708.23, 708.24, 708.25, 712, D6/716.1, 716.2, 716.3, 716.4, 716.5, D6/716.6, 716.7; D21/662, 694, 695
CPC .. A47C 1/03; A47C 4/02; A47C 31/00; B64D 11/06; B62J 1/18; B60N 2/01; H01R 13/60

See application file for complete search history.

3,638,997 A	2/1972	Shapiro et al.	
3,887,230 A	6/1975	Groning et al.	
3,893,729 A	7/1975	Sherman et al.	
4,113,311 A	9/1978	Reida	
D268,973 S *	5/1983	White	D6/356
D274,138 S	6/1984	Grussner	
D296,094 S *	6/1988	Sheek	D12/421
4,832,628 A	5/1989	Huska	
4,881,702 A	11/1989	Slettebak	
4,936,620 A	6/1990	Francois et al.	
5,104,065 A	4/1992	Daharsh et al.	
5,131,607 A	7/1992	Arnold et al.	
5,178,345 A	1/1993	Peltola et al.	
D338,791 S *	8/1993	Cohen	D6/716.2
5,284,379 A	2/1994	Arnold et al.	
5,342,111 A	8/1994	Charles	
D356,641 S *	3/1995	Stewart	D24/176
5,509,722 A	4/1996	Beroth	
5,527,093 A	6/1996	Park	
5,558,309 A	9/1996	Marechal	
D376,060 S *	12/1996	Cohen	D6/716.2
5,584,532 A	12/1996	Marechal	
5,597,139 A	1/1997	Beroth	
5,660,434 A	8/1997	Nicksic	
5,660,436 A	8/1997	Wilson	
5,673,973 A	10/1997	Marechal	
5,727,845 A	3/1998	Jackson-Wynch	
5,829,836 A	11/1998	Schumacher et al.	
6,155,519 A	12/2000	Rajasingham	
6,554,364 B1	4/2003	Dammermann et al.	
6,644,441 B1	11/2003	Ebrahimi	
6,824,213 B2	11/2004	Skelly	
7,070,149 B2	7/2006	McDonnell	
D543,737 S *	6/2007	Held	D6/716.2
D547,981 S *	8/2007	Cohen	D6/716.2
7,252,569 B2	8/2007	Everhart et al.	
D557,949 S *	12/2007	Moorhouse	D6/716.2
7,410,127 B1	8/2008	Had	
D577,499 S	9/2008	Tsay	
7,448,575 B2	11/2008	Cheung et al.	
7,578,551 B2	8/2009	Linero	
D605,863 S *	12/2009	Aruga	D6/356
7,828,390 B2	11/2010	Liu	
7,959,231 B2	6/2011	Lee	
8,002,357 B2 *	8/2011	Cebula	B60N 2/767 297/411.32
D645,681 S *	9/2011	Grell	D6/716.2
8,091,961 B2	1/2012	Dryburgh	
8,118,359 B2	2/2012	Kyogoku et al.	
8,162,396 B2	4/2012	Edwards	
8,172,321 B2	5/2012	Hankinson et al.	
8,182,014 B2	5/2012	Mabuchi et al.	
D665,588 S *	8/2012	Wada	D6/356

(56) **References Cited**
U.S. PATENT DOCUMENTS

151,411 A	5/1874	Marshall	
371,091 A	10/1887	Miller	
972,393 A	10/1910	Moore	
1,643,236 A	9/1927	Bell	
1,714,645 A	5/1929	Taggart	
2,026,016 A	12/1935	Blood	
2,116,366 A	5/1938	Scott	
2,523,960 A	9/1950	Liljengren et al.	
2,696,246 A	9/1950	Putnam	
D180,972 S *	9/1957	Umanoff	297/411.43
D180,975 S *	9/1957	Umanoff	297/45
3,572,615 A	3/1971	Firestone	



US D850,177 S

Page 2

8,251,427	B2	8/2012	Lindsay	
8,393,677	B2	3/2013	Wieclawski	
8,393,680	B2	3/2013	Zimmermann et al.	
8,419,135	B2	4/2013	Moeseneder et al.	
D686,422	S	7/2013	Robinson	
8,506,015	B2	8/2013	Le et al.	
D693,617	S *	11/2013	Koski	D6/716.2
8,616,631	B2	12/2013	Westerink et al.	
8,678,311	B2	3/2014	Cheung et al.	
8,708,410	B2	4/2014	Scott et al.	
8,763,954	B2	7/2014	Rajasingham	
8,864,071	B2	10/2014	Vergnaud et al.	
8,888,160	B2	11/2014	Woodhouse et al.	
8,931,846	B2	1/2015	Merensky	
8,950,796	B2	2/2015	Woodhouse et al.	
D723,822	S	3/2015	Cai	
D724,338	S	3/2015	Nicholas	
D724,339	S *	3/2015	Cai	D6/356
8,973,966	B2	3/2015	Woodhouse et al.	
8,998,139	B2	4/2015	Dryburgh et al.	
9,060,614	B1	6/2015	Gibilterra	
D733,442	S	7/2015	Dryburgh et al.	
9,102,243	B2	8/2015	Woodhouse et al.	
9,132,918	B2	9/2015	Bamford et al.	
D750,392	S	3/2016	Wilkens	
9,315,270	B2	4/2016	Dryburgh et al.	
9,346,504	B2 *	5/2016	Segato	B62J 1/00
9,358,908	B2	6/2016	Rajasingham	
9,359,079	B2	6/2016	Scott et al.	
9,398,812	B2	7/2016	Sanae	
9,428,088	B1	8/2016	Rajasingham	
9,446,686	B2	9/2016	Woodhouse et al.	
9,475,407	B2	10/2016	Byun	
9,511,694	B2	12/2016	Mendicino et al.	
9,533,765	B2	1/2017	Vergnaud et al.	
9,623,776	B2	4/2017	Colsky	
9,630,717	B2	4/2017	Wilkens	
9,682,643	B2	6/2017	Wegenka et al.	
9,708,065	B2	7/2017	Sankrithi et al.	
9,718,550	B2	8/2017	Ko	
9,764,844	B2	9/2017	Le et al.	
9,771,156	B2	9/2017	Brownjohn et al.	
9,796,296	B2	10/2017	Cailleteau	
9,821,691	B2	11/2017	Brockman	
9,828,101	B2	11/2017	Shih	
9,834,308	B2 *	12/2017	Henshaw	B64D 11/0606
9,908,445	B2	3/2018	Park et al.	
9,925,895	B2	3/2018	Ellis et al.	
10,017,255	B2	7/2018	Smallhorn	
10,035,433	B2	7/2018	Muraiti et al.	
10,035,599	B2	7/2018	Ruiz Lara et al.	
2002/0033432	A1	3/2002	Mikosza	
2007/0241233	A1	10/2007	Cona	
2007/0241235	A1	10/2007	Atchison	
2008/0087767	A1	4/2008	Scott	
2009/0127911	A1	5/2009	Schumacher et al.	
2010/0282902	A1	11/2010	Rajasingham	
2010/0295358	A1	11/2010	Lee	
2011/0031772	A1	2/2011	Mabuchi et al.	
2011/0175411	A1	7/2011	Wagner et al.	
2012/0274108	A1	11/2012	Kim	
2012/0292957	A1	11/2012	Vergnaud et al.	
2012/0305705	A1	12/2012	Vergnaud et al.	
2013/0193726	A1	8/2013	Rajasingham	
2015/0014481	A1	1/2015	Vandewall	
2015/0166181	A1	6/2015	Scott	
2015/0202992	A1	7/2015	Cailleteau	
2015/0210395	A1	7/2015	St. Jalmes	
2016/0009397	A1	1/2016	Rajasingham	
2016/0150887	A1	6/2016	Wallis	
2016/0318611	A1	11/2016	Brownjohn et al.	
2018/0105272	A1 *	4/2018	Scott	B64D 11/0646

FOREIGN PATENT DOCUMENTS

CN	102015358	A	4/2011
CN	102753436	A	10/2012
CN	102849212	A	1/2013
CN	104507808	A	4/2015

CN	102753436	B	5/2015
CN	105857328	A	8/2016
CN	102849212	B	3/2017
DE	10 2010 019 192	A1	11/2011
EP	0658477	A1	6/1995
EP	0 747 286	A2	12/1996
EP	1801010		6/2007
EP	1 864 850	A1	12/2007
EP	2 214 927	A1	8/2010
EP	2 471 684	A1	4/2012
EP	2520491	A1	7/2012
EP	2507131	A2	10/2012
EP	2 214 927	B1	11/2013
EP	2507131	B1	2/2017
FR	2953168	A1	2/2009
FR	2949214	A1	2/2011
GB	2455130	B	3/2009
GB	2514356	A	11/2014
GB	2514356	B	11/2017
WO	1990002685	A1	3/1990
WO	2008043430		4/2008
WO	2011067286	A2	6/2011
WO	2011067286	A3	6/2011
WO	2011081289		7/2011
WO	2013185035	A1	12/2013
WO	2014011320		1/2014
WO	2014161853	A1	10/2014
WO	2016168200	A1	10/2016

OTHER PUBLICATIONS

“Molon Labe Rethinks the Middle Seat With Staggered Seating Options” Mar. 23, 2017, apex.aero, site visited Jan. 3, 2019 <<https://apex.aero/2017/03/23/molon-lab-rethinks-middle-seat-staggered-seating-options>> (Year: 2017).*

Coffee, Helen, “New Aeroplane Design Could See Passengers Fighting over who gets the Middle seat”, Jan. 25, 2017, <http://www.express.co.uk/travel/articles/758728/flight-side-slip-seat-design>, 2017.

English Abstract of CN102015358, Apr. 13, 2011, 1 pp.

English Abstract of CN102753436A, Oct. 24, 2012, 1 pp.

English Abstract of CN102753436B, May 13, 2015, 2 pp.

English Abstract of CN102849212A, Jan. 2, 2013, 2 pp.

English Abstract of CN102849212B, Mar. 1, 2017, 2 pp.

English Abstract of CN104507808A, Apr. 8, 2015, 2 pp.

English Abstract of CN105857328A, Aug. 17, 2016, 2 pp.

English Abstract of DE102010019192, Nov. 10, 2011, 1 pp.

English Abstract of EP2507131B1, Feb. 22, 2017, 2 pp.

English Abstract of FR2953168, Jun. 3, 2011, 2 pp.

* cited by examiner

Primary Examiner — Kevin K Rudzinski
Assistant Examiner — Paul D Bohannon
 (74) *Attorney, Agent, or Firm* — James A. Sheridan;
 Sheridan Law, LLC

(57) CLAIM

We claim the ornamental design for a aircraft seat armrests, as shown and described.

DESCRIPTION

FIG. 1 is a perspective view of an aircraft seat armrests, showing our new design, with differing height and angled support surfaces for passengers in adjacent seats in a staggered formation;

FIG. 2 is a front perspective view thereof;

FIG. 3 is a front elevational view thereof;

FIG. 4 is a rear elevational view thereof;

FIG. 5 is a top plan view thereof;

FIG. 6 is a bottom plan view thereof;

FIG. 7 is a perspective view of a right armrest of the paired configuration of FIG. 1;

FIG. 8 is another perspective view of the right armrest of FIG. 7;

FIG. 9 is a right side elevational view of the right armrest of FIGS. 7 and 8;

FIG. 10 is a left side elevational view of the right armrest of FIGS. 7 and 8;

FIG. 11 is a front elevational view of the right armrest of FIGS. 7 and 8;

FIG. 12 is a rear elevational view of the right armrest of FIGS. 7 and 8;

FIG. 13 is a top plan view of the right armrest of FIGS. 7 and 8;

FIG. 14 is a bottom plan view of the right armrest of FIGS. 7 and 8;

FIG. 15 is a perspective view of a left armrest of the paired configuration of FIG. 1;

FIG. 16 is another perspective view of the left armrest of FIG. 15;

FIG. 17 is a left side elevational view of the left armrest of FIGS. 15 and 16;

FIG. 18 is a right side elevational view of the left armrest of FIGS. 15 and 16;

FIG. 19 is a rear elevational view of the left armrest of FIGS. 15 and 16;

FIG. 20 is a front elevational view of the left armrest of FIGS. 15 and 16;

FIG. 21 is a top plan view of the left armrest of FIGS. 15 and 16; and,

FIG. 22 is a bottom plan view of the left armrest of FIGS. 15 and 16.

The seat portions surrounding the aircraft seat armrests are shown in broken lines for illustrative purposes only and forms no part of the claimed design.

1 Claim, 12 Drawing Sheets



FIG. 1

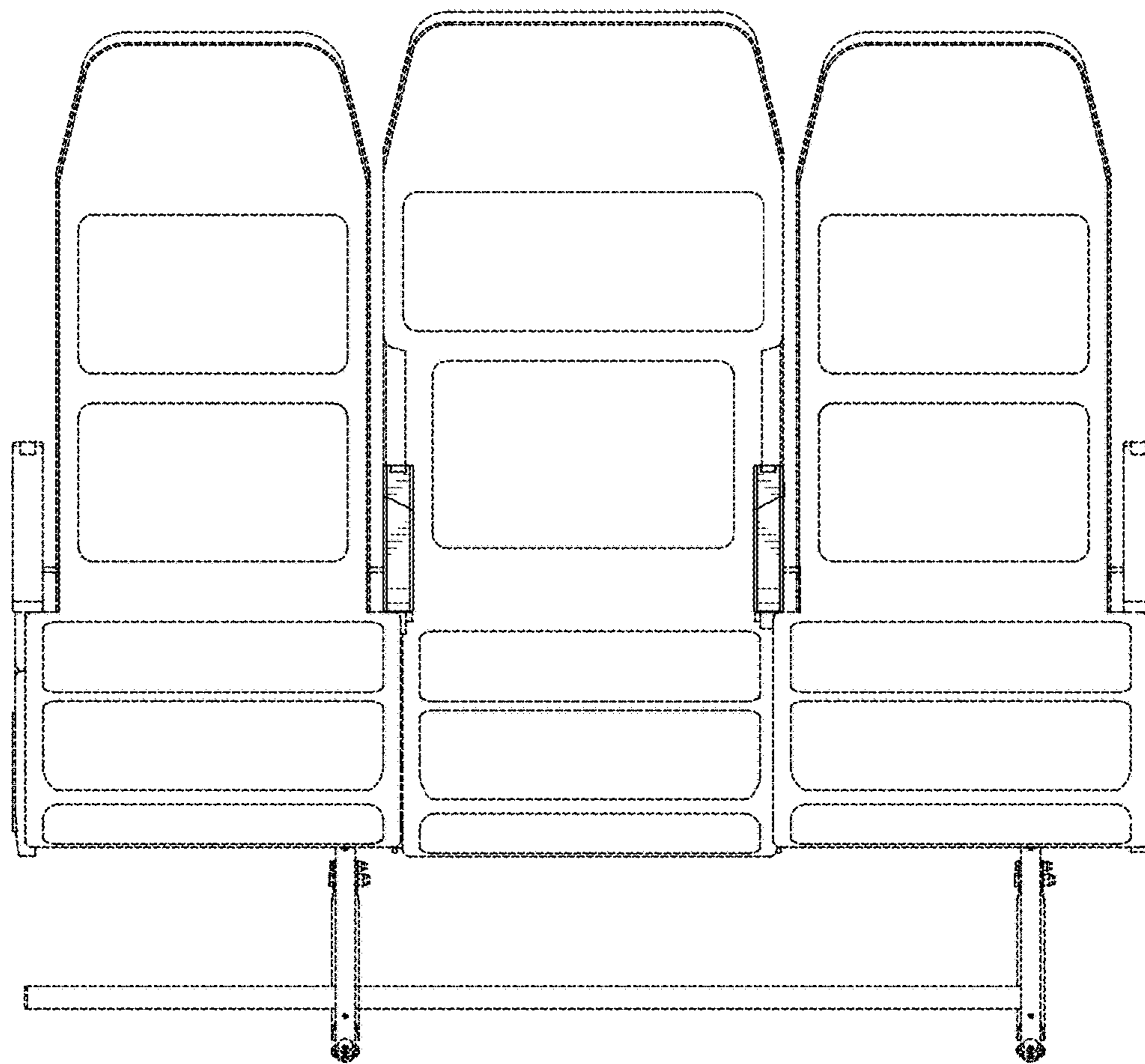


FIG. 2

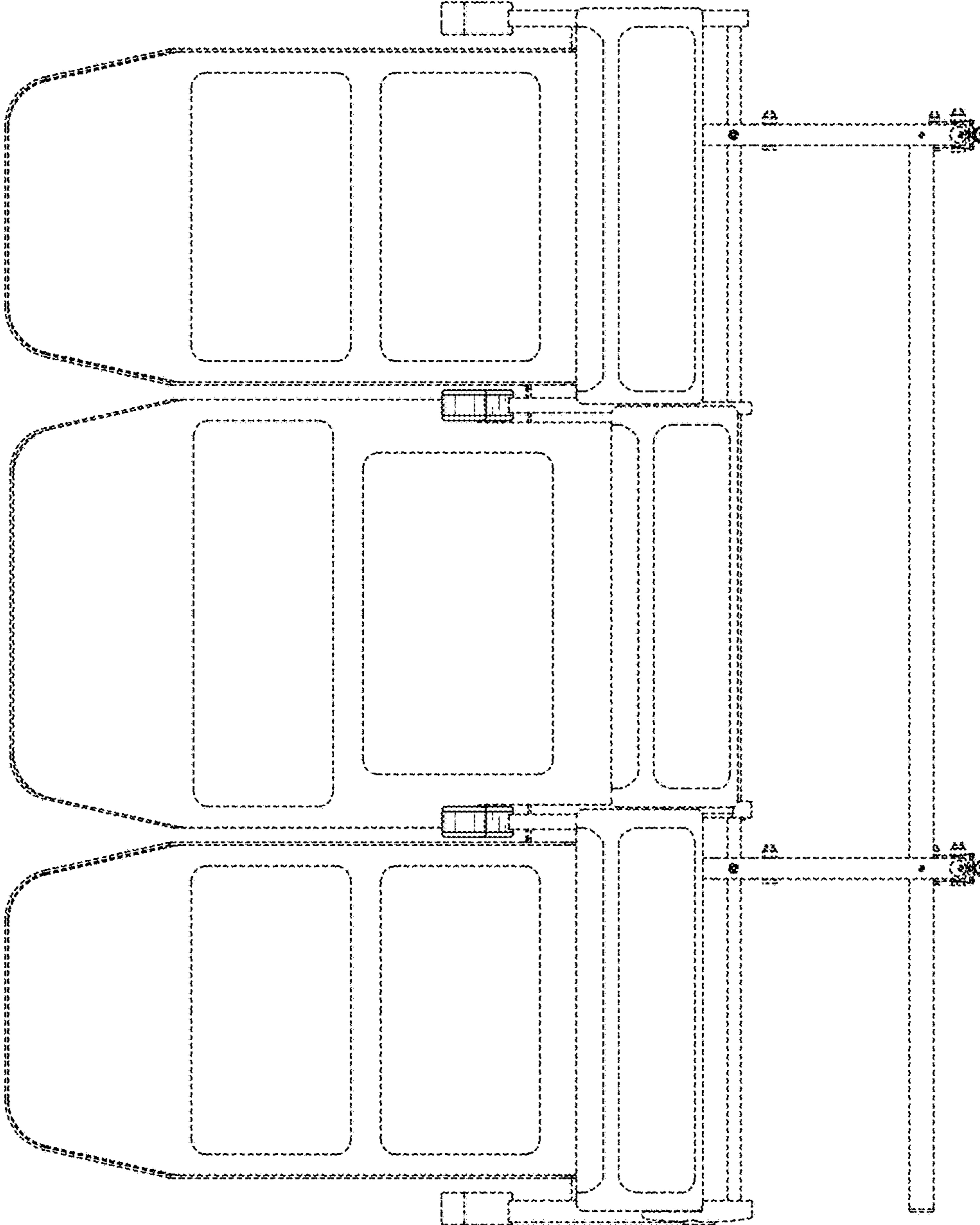


FIG. 3

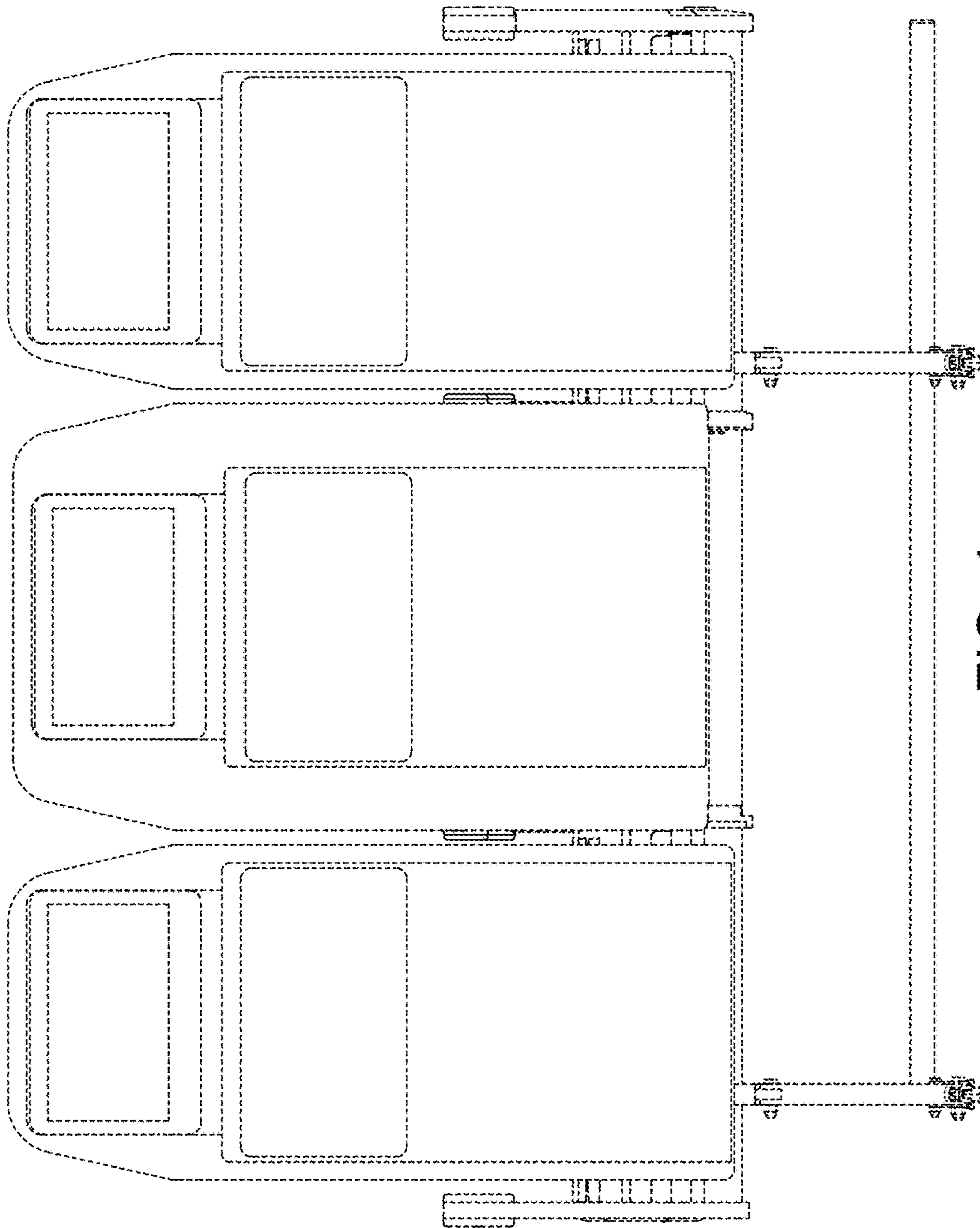


FIG. 4

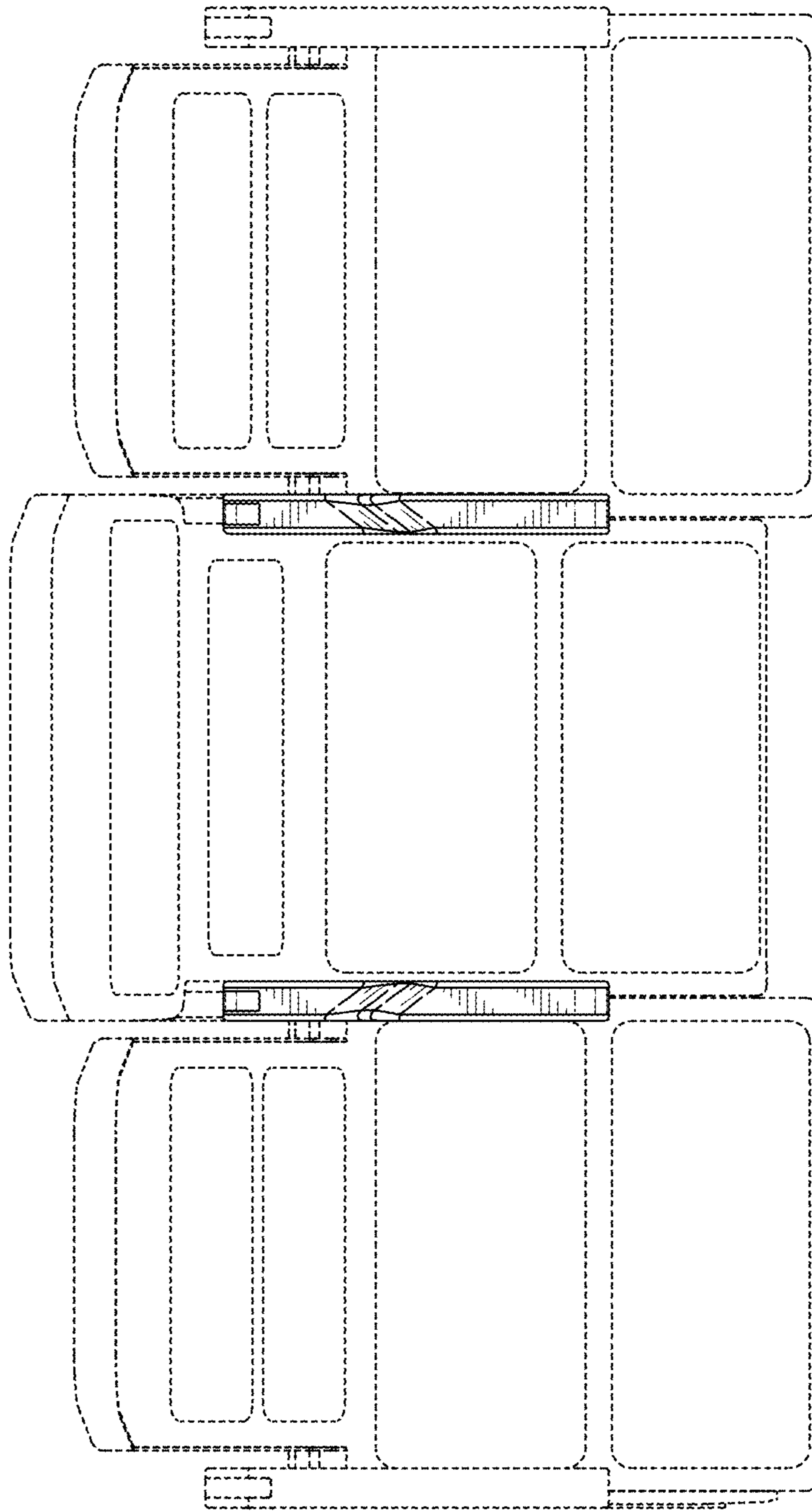


FIG. 5

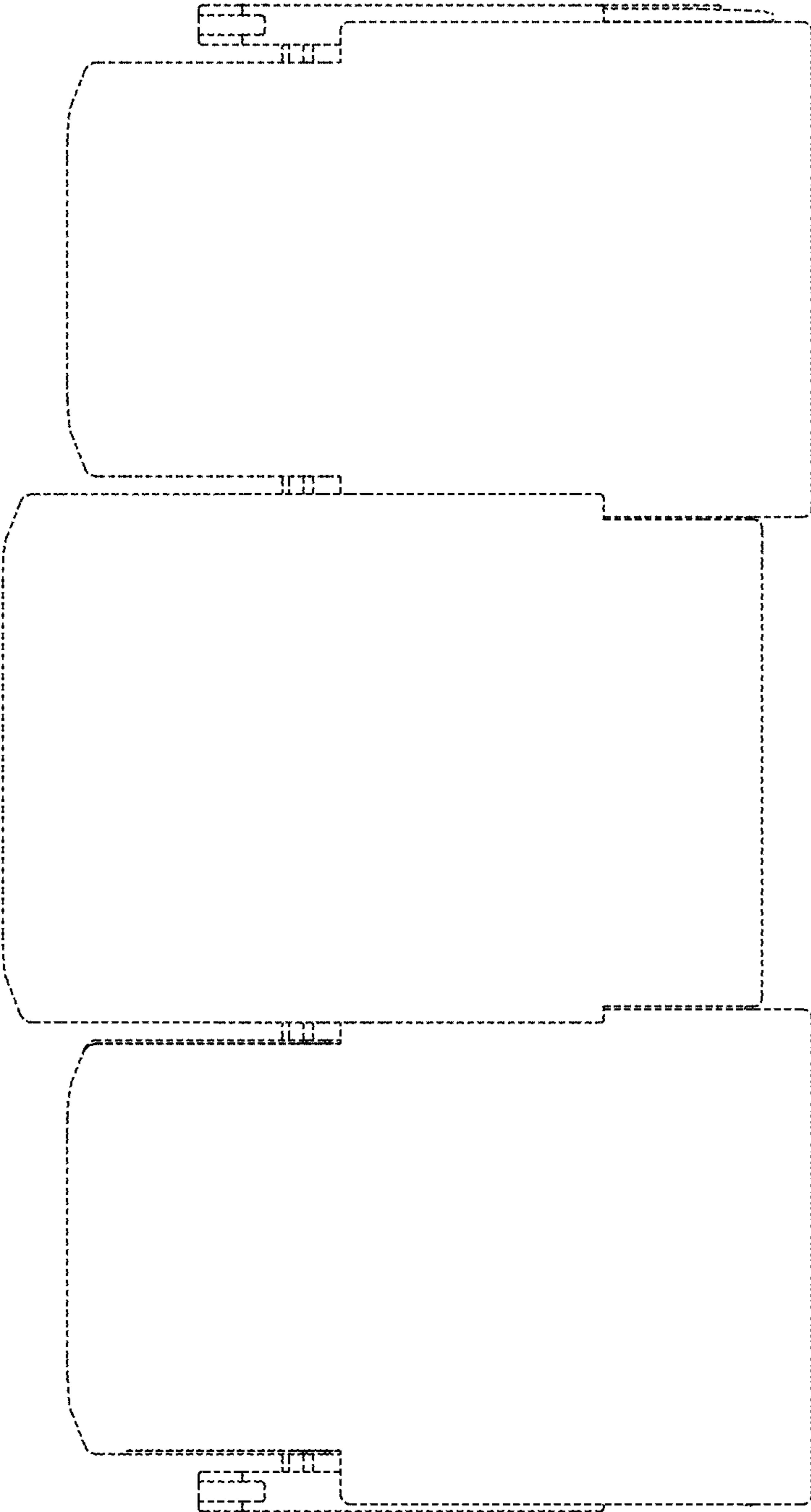


FIG. 6

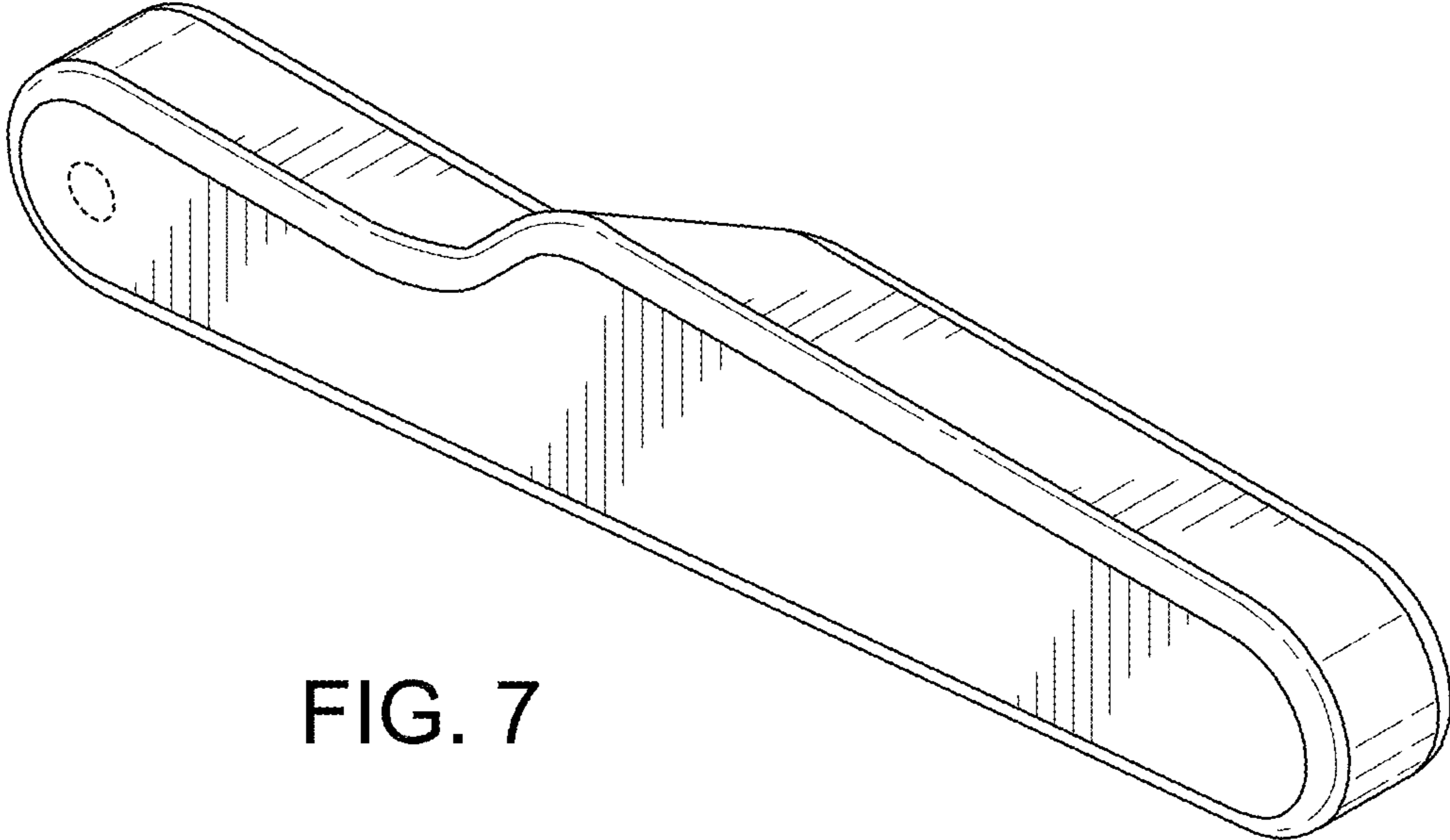


FIG. 7

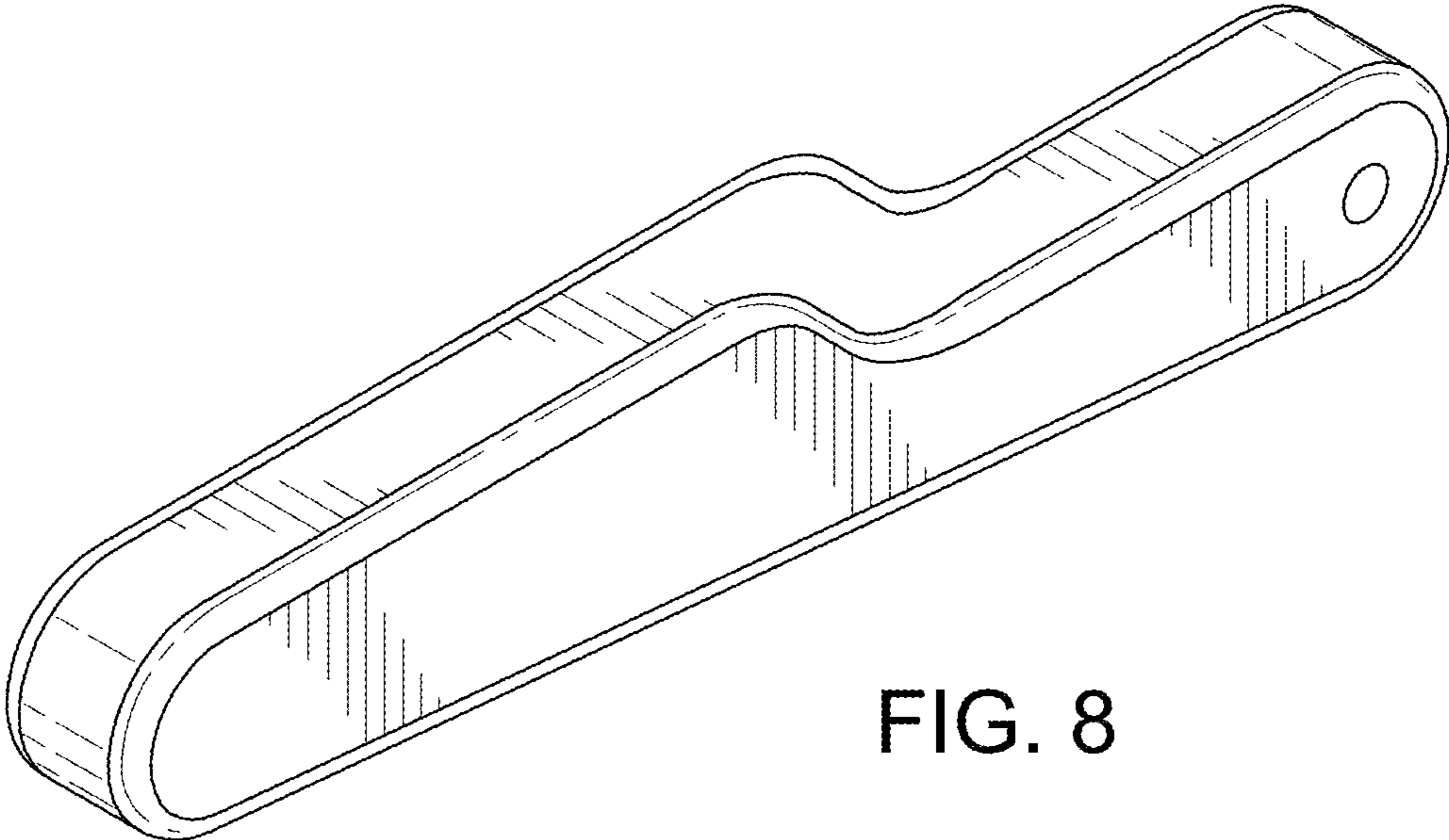


FIG. 8

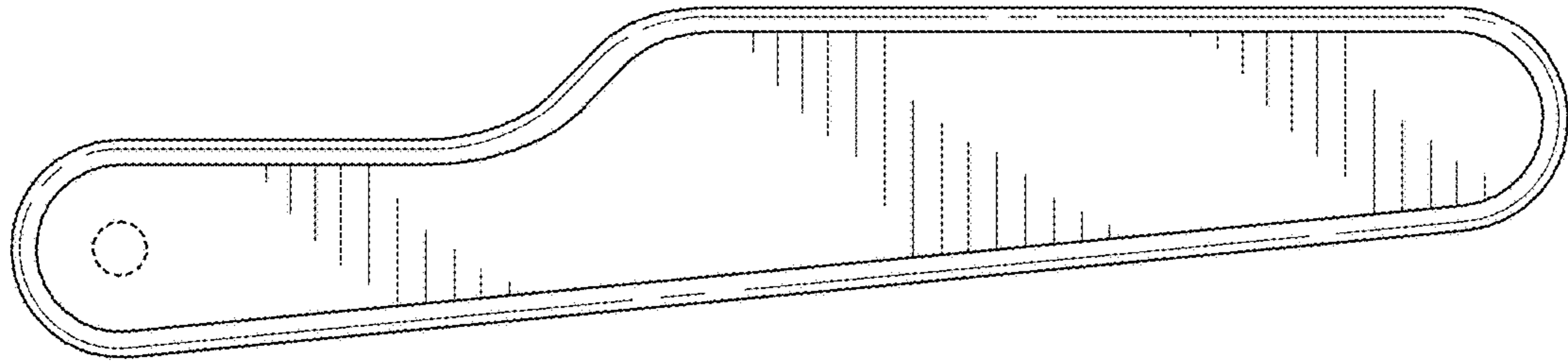


FIG. 9

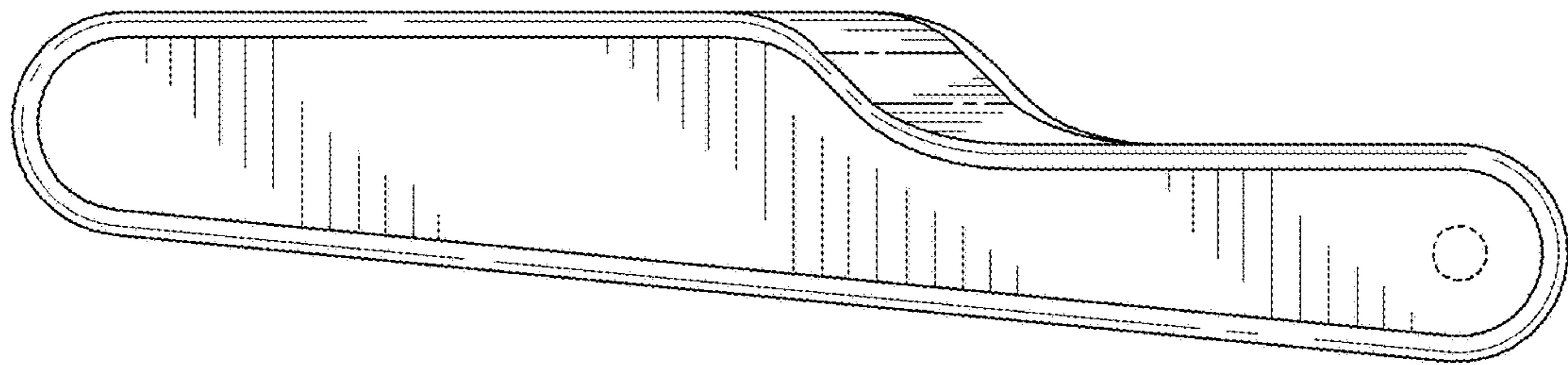


FIG. 10

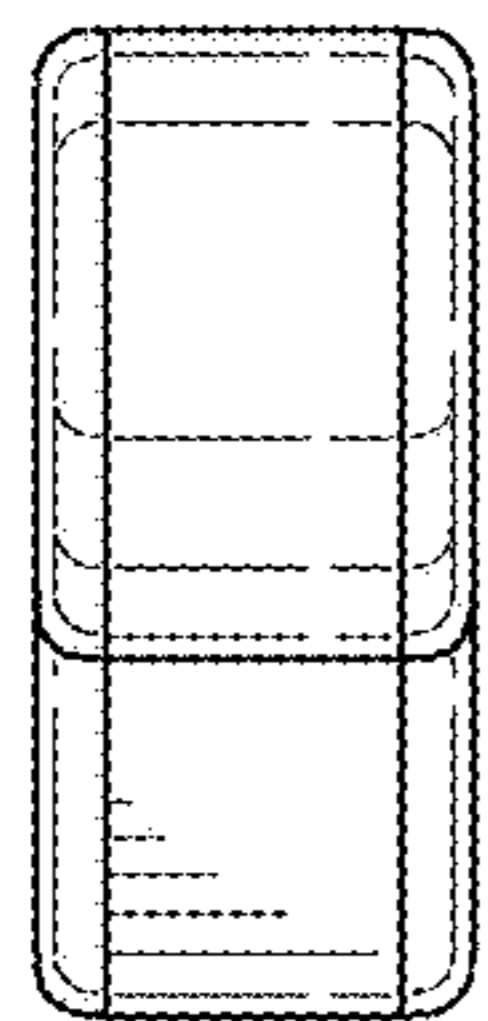


FIG. 11

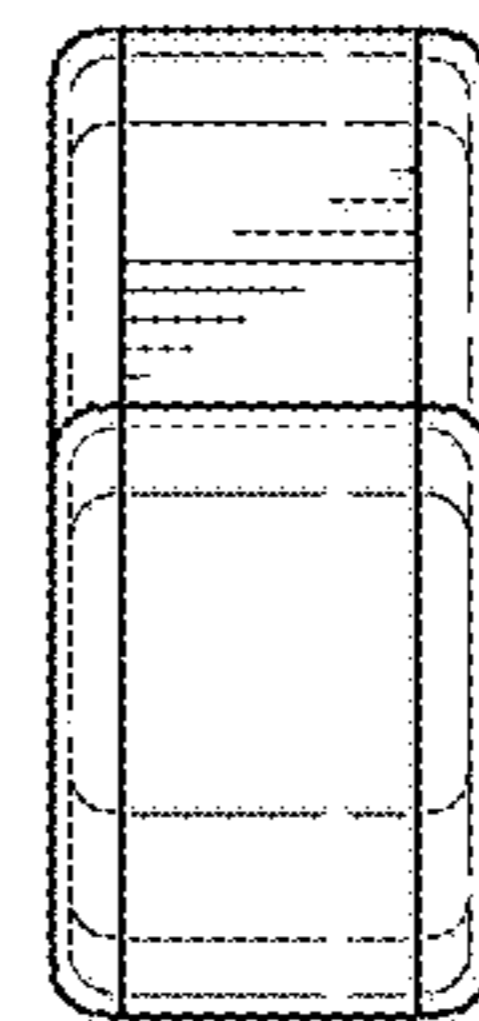


FIG. 12

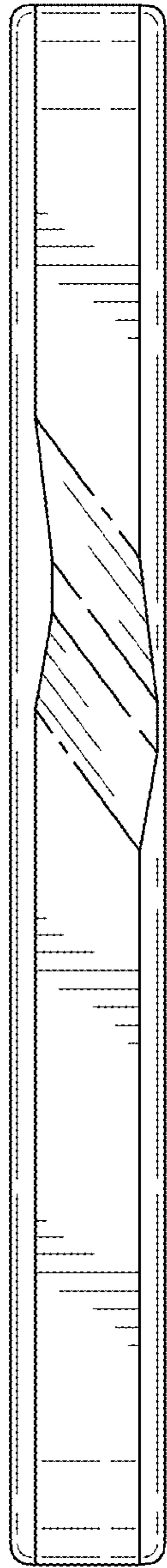


FIG. 13




FIG. 14

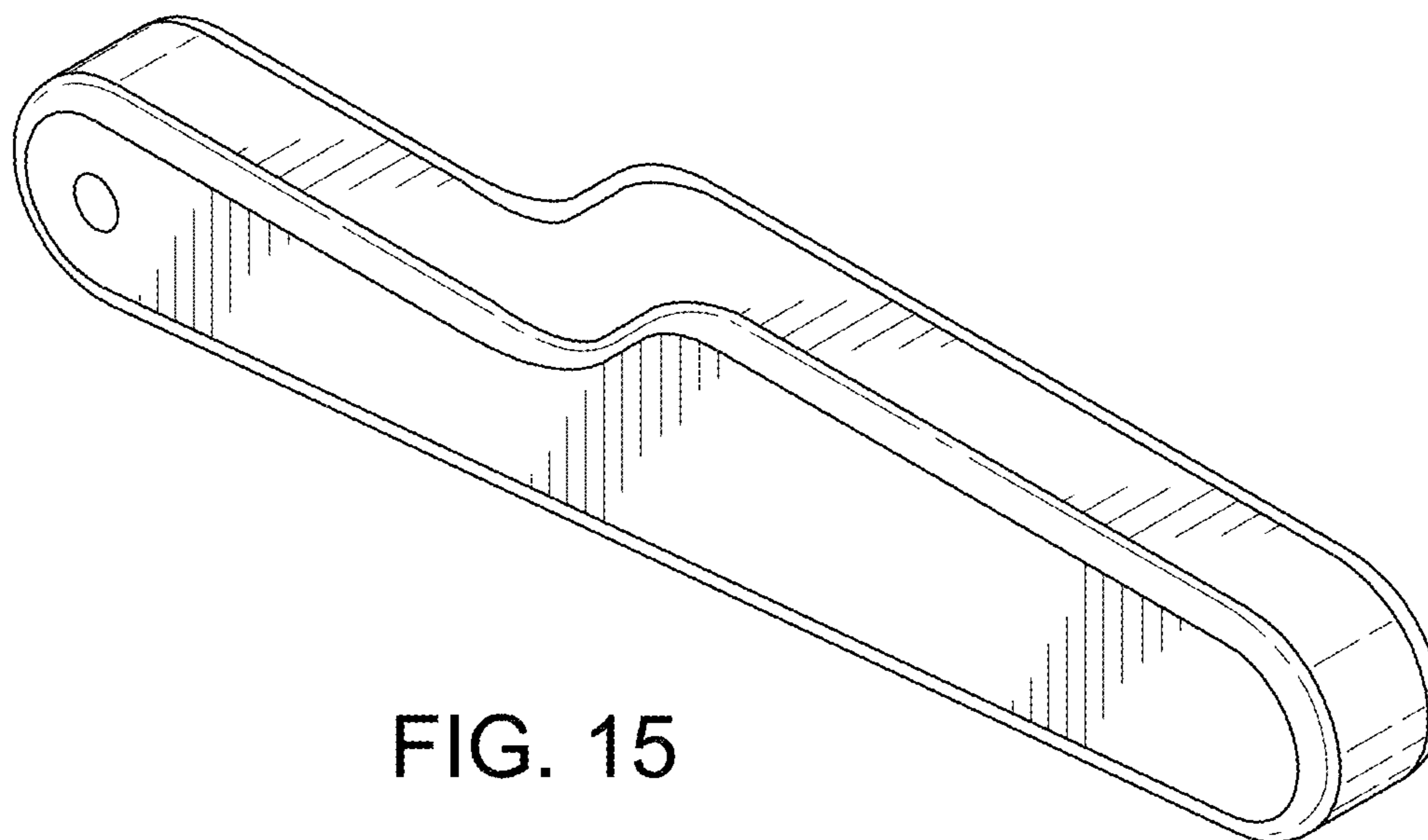


FIG. 15

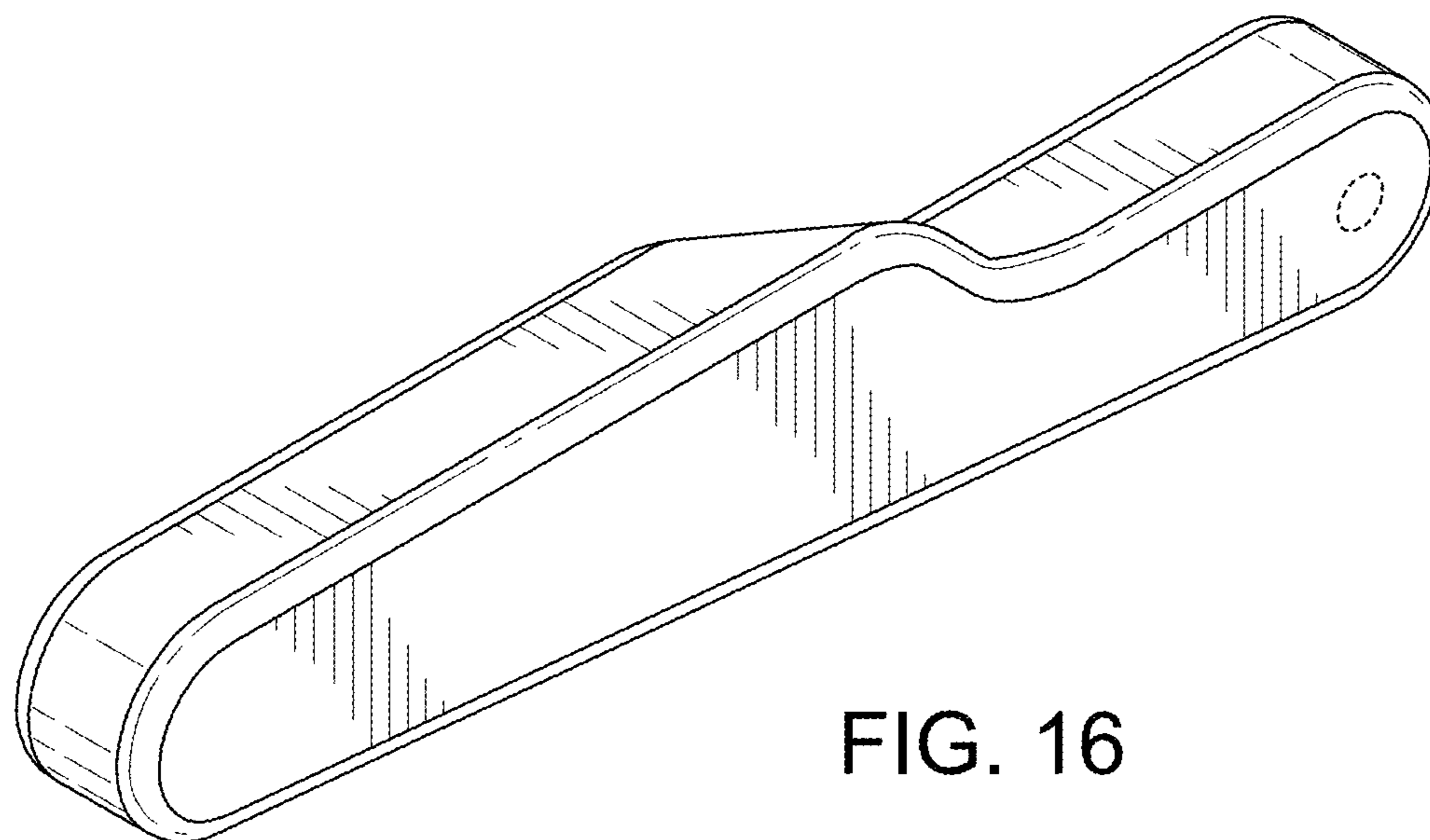


FIG. 16

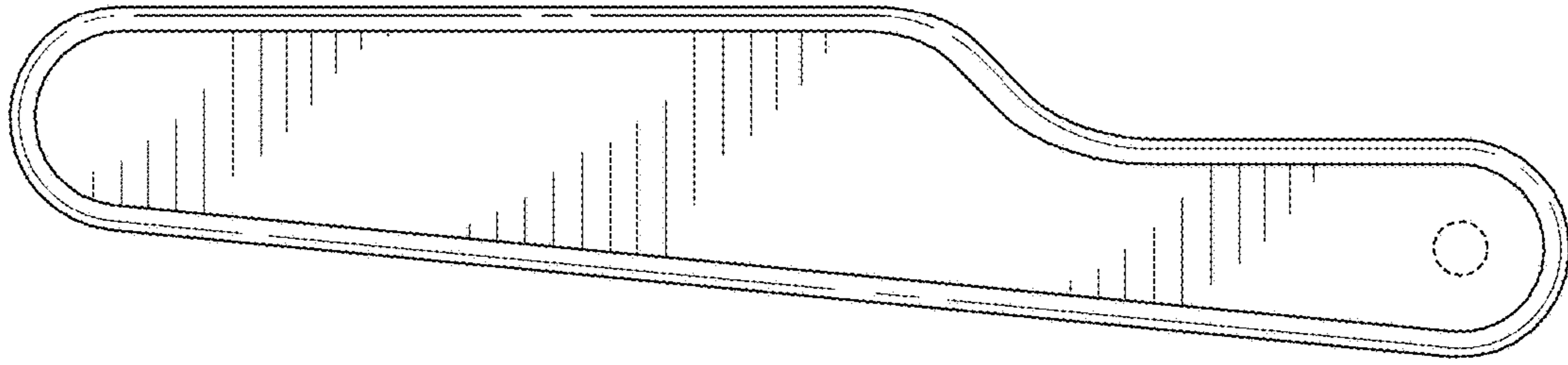


FIG. 17

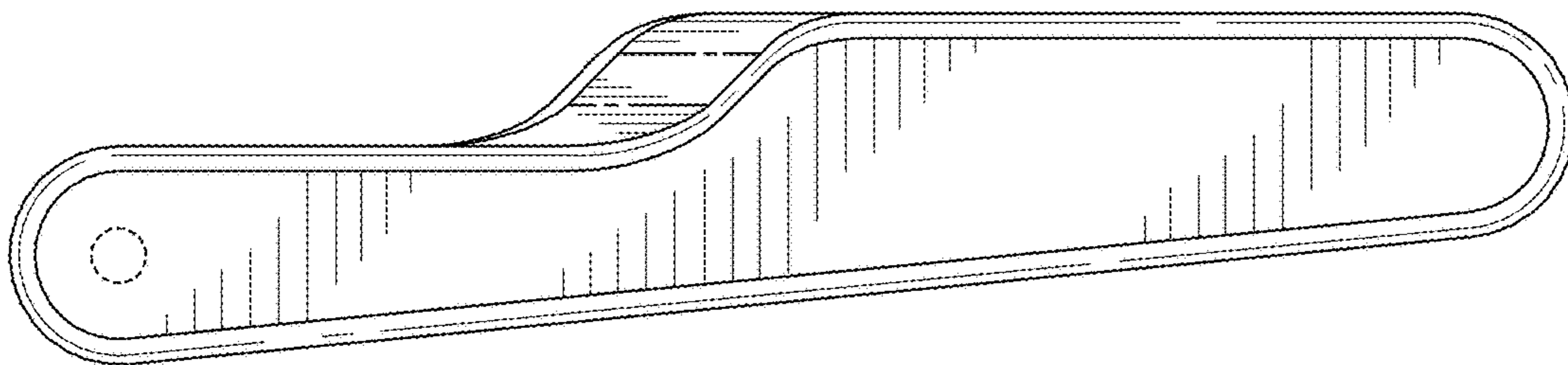


FIG. 18

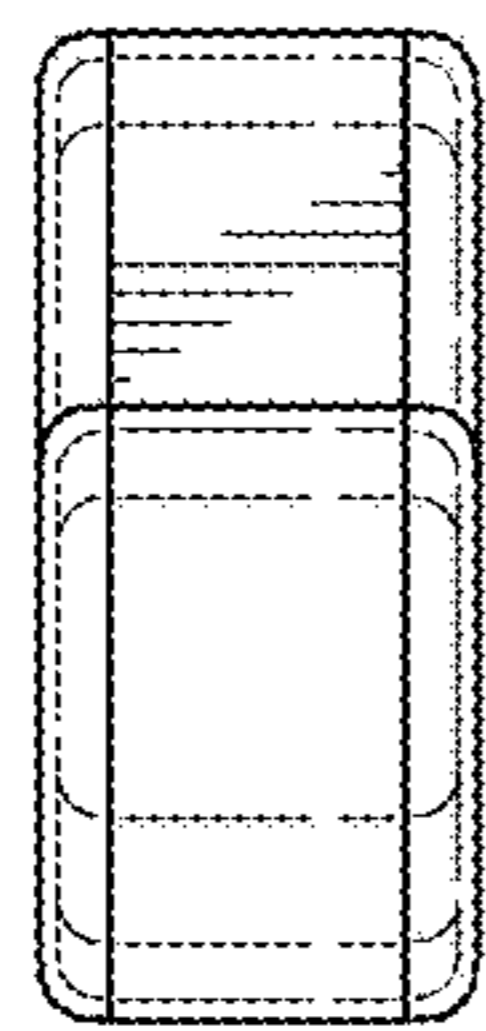


FIG. 19

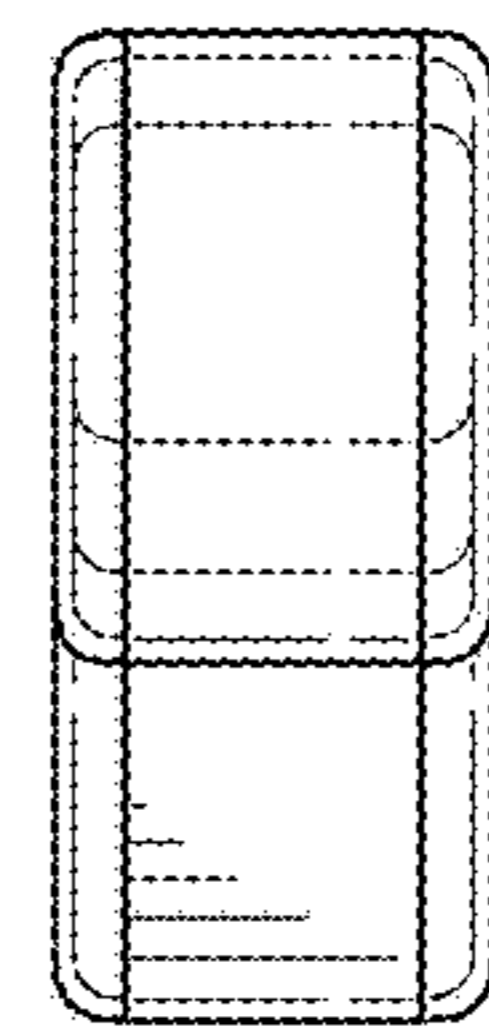


FIG. 20

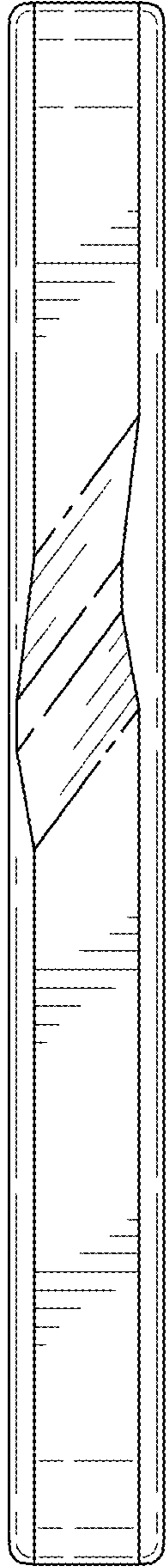


FIG. 21




FIG. 22