

US00D850167S

(12) **United States Design Patent** (10) **Patent No.:** **US D850,167 S**
Stukenberg et al. (45) **Date of Patent:** **** Jun. 4, 2019**

(54) **DISPLAY UNIT**

(71) Applicant: **Target Brands, Inc.**, Minneapolis, MN (US)

(72) Inventors: **Joseph R. Stukenberg**, Minneapolis, MN (US); **James Voigt**, St. Paul, MN (US); **Jeremiah Albrecht**, Minneapolis, MN (US)

(73) Assignee: **Target Brands, Inc.**, Minneapolis, MN (US)

(**) Term: **15 Years**

(21) Appl. No.: **29/629,796**

(22) Filed: **Dec. 15, 2017**

(51) **LOC (11) Cl.** **06-04**

(52) **U.S. Cl.**

USPC **D6/674**

(58) **Field of Classification Search**

USPC D6/672, 673, 674, 675; D21/483, 494, D21/506, 507, 508, 509; D25/7, 14, 18.3

CPC A47F 3/00; A47F 3/043; A47F 3/0439; A47F 3/125; A47F 5/00; A47F 5/0081; A47F 5/0093; A47F 7/00

See application file for complete search history.

(56) **References Cited**

U.S. PATENT DOCUMENTS

D98,075 S * 1/1936 Knopf et al. D6/672
D121,213 S * 6/1940 Sandin et al. D25/14

D230,410 S * 2/1974 Schmidt et al. D21/508
D262,098 S * 12/1981 Odle D11/133
D385,182 S * 10/1997 Haas D21/508
D422,442 S * 4/2000 Fry D6/559
D440,795 S * 4/2001 Matty D6/674
D501,962 S * 2/2005 Neves D30/161
D502,616 S * 3/2005 Tamburri D6/674
D531,836 S * 11/2006 Watson D6/674

* cited by examiner

Primary Examiner — John Windmuller

Assistant Examiner — Steven J Czyz

(74) *Attorney, Agent, or Firm* — Leanne Taveggia Farrell; Westman, Champlin & Koehler, P.A.

(57) **CLAIM**

The ornamental design for a display unit, as shown and described.

DESCRIPTION

FIG. 1 is a front perspective view of a display unit showing our new design;

FIG. 2 is a rear perspective view thereof;

FIG. 3 is a front view thereof;

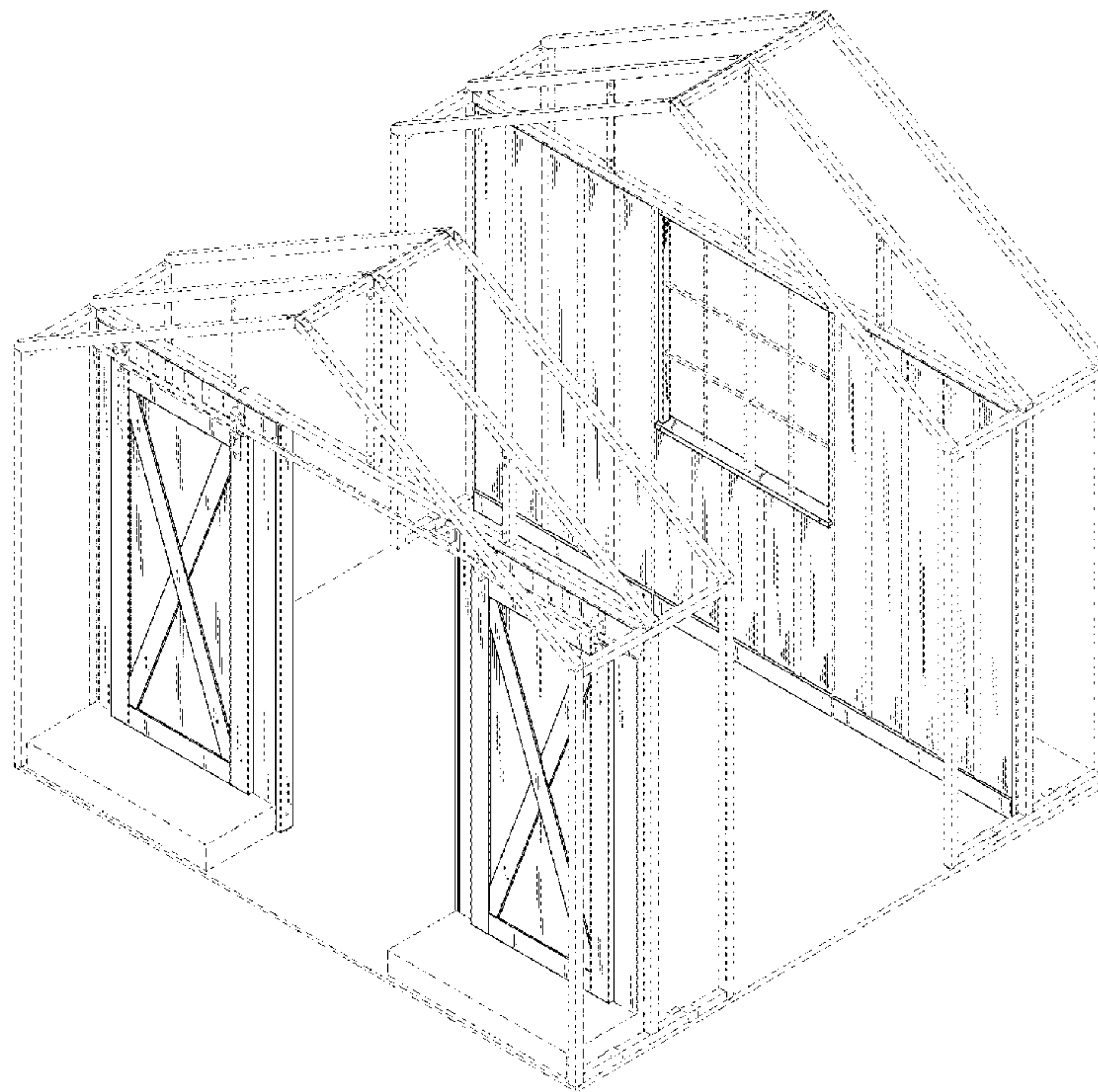
FIG. 4 is a rearview thereof;

FIG. 5 is a right side view, with the left side view being a mirror image thereof; and,

FIG. 6 is a top view thereof.

The broken lines depict portions of the article that form no part of the claimed design.

1 Claim, 6 Drawing Sheets



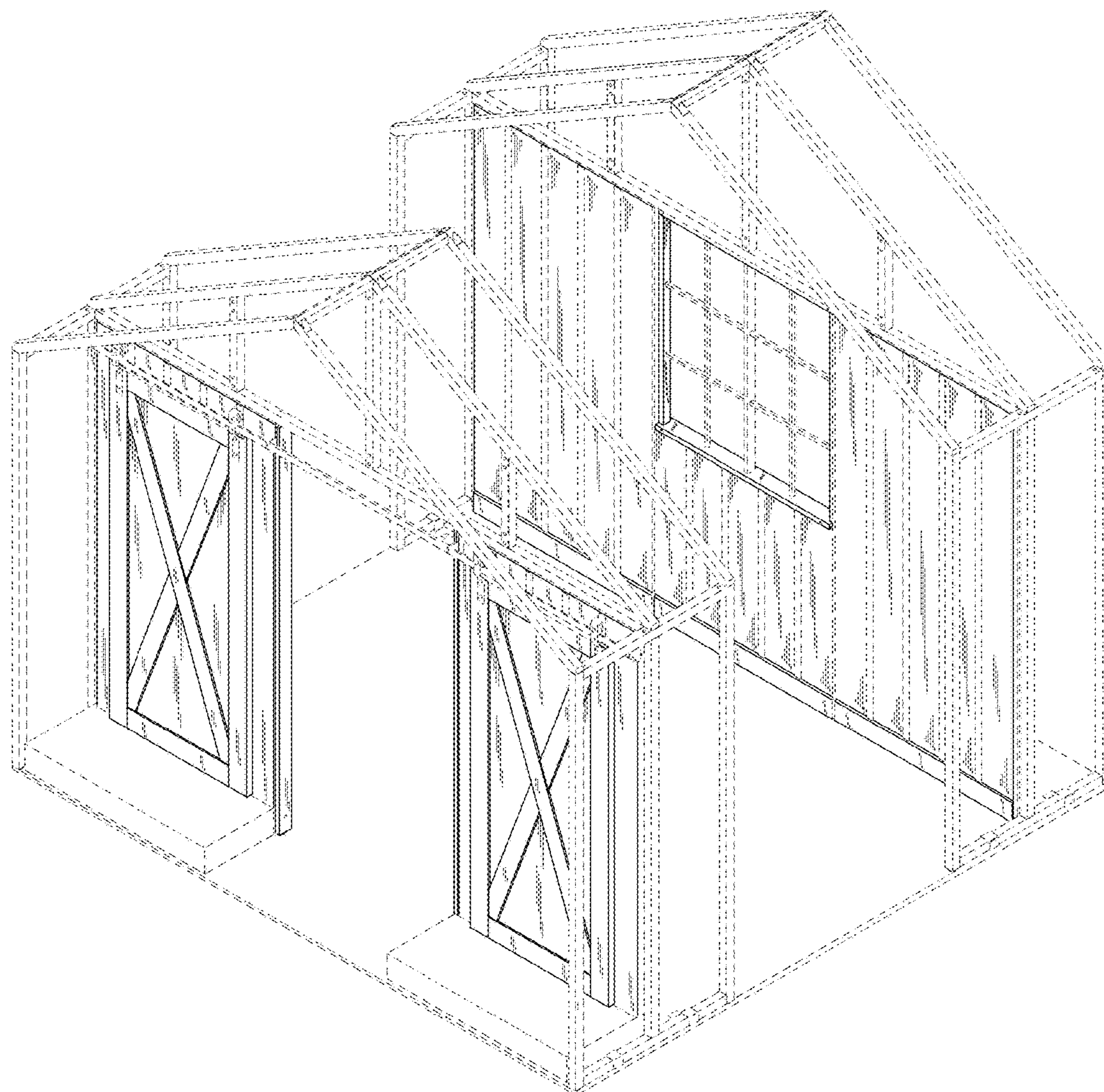


FIG. 1

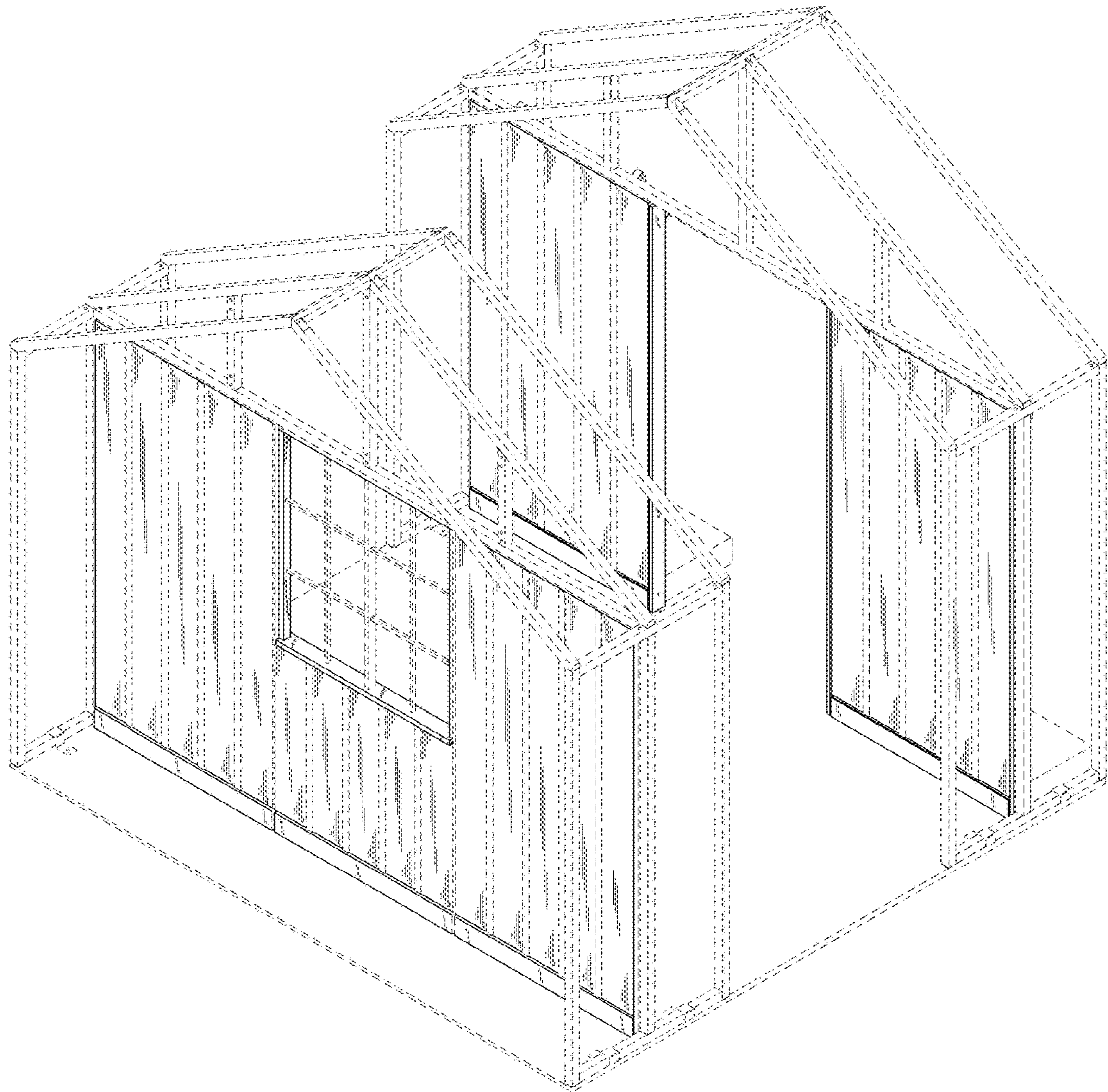


FIG. 2

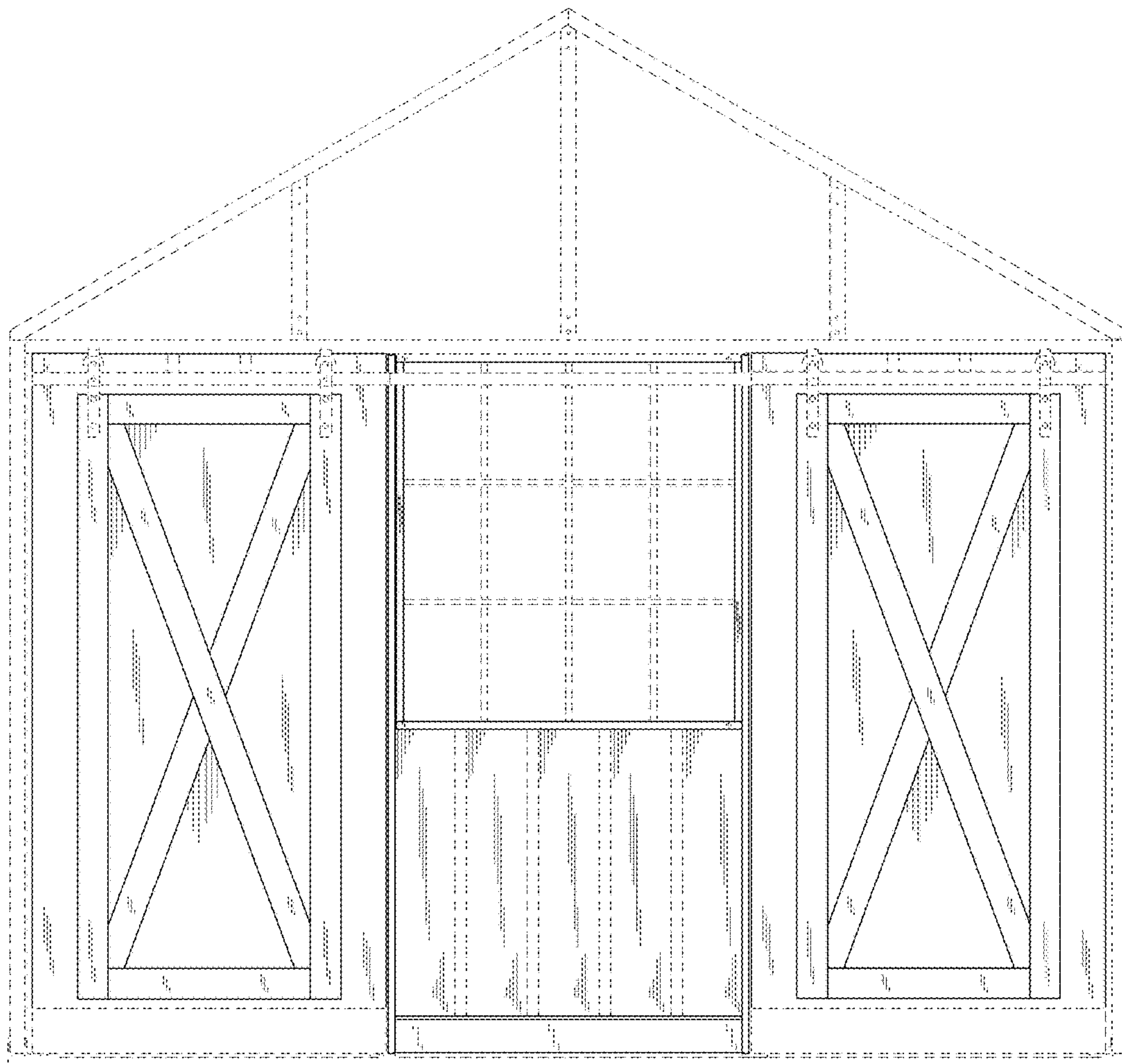


FIG. 3

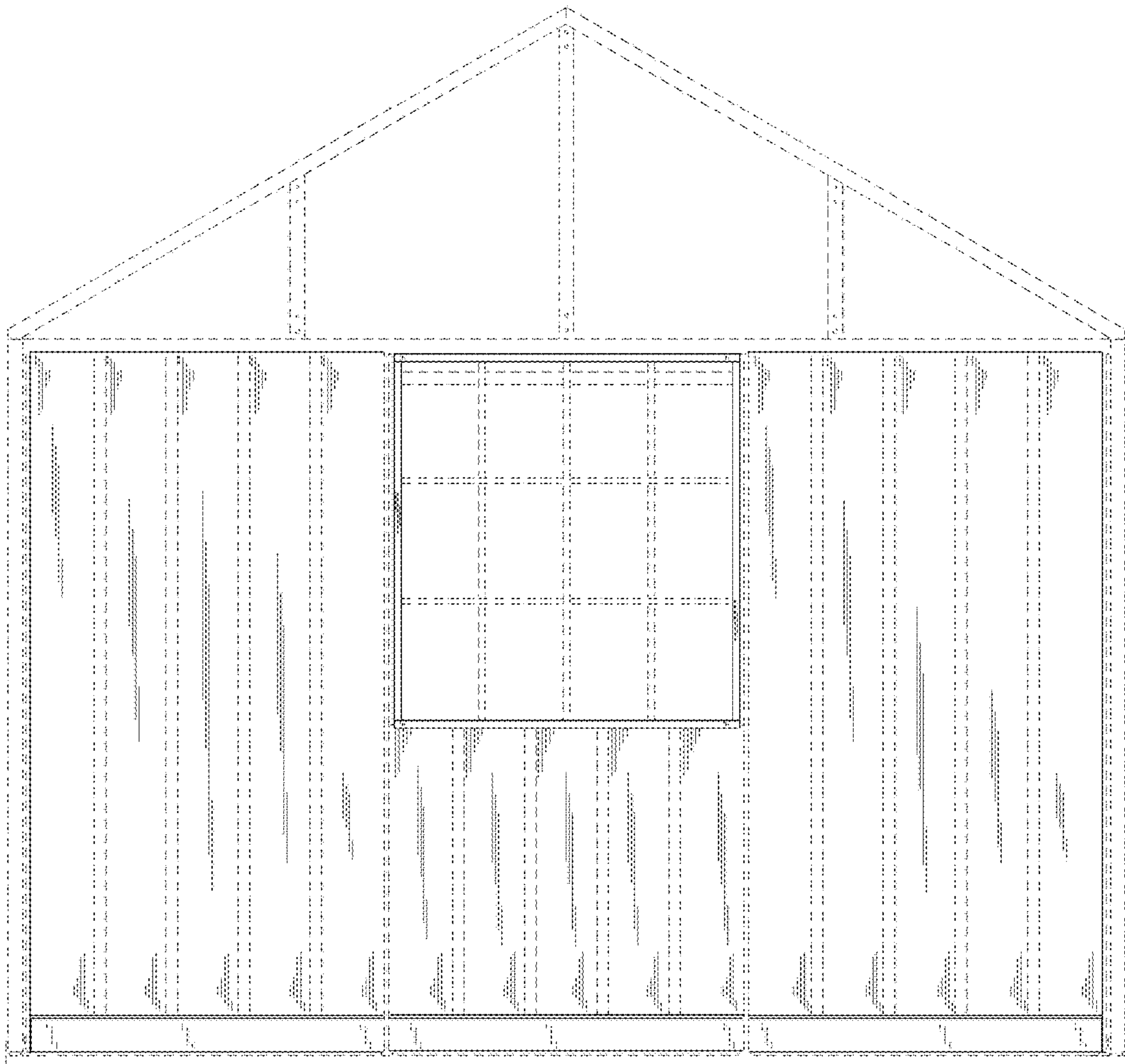


FIG. 4




FIG. 5




FIG. 6