

US00D850161S

(12) **United States Design Patent** (10) **Patent No.:** **US D850,161 S**
Ping (45) **Date of Patent:** **** Jun. 4, 2019**

(54) **THREE-LAYER MATTRESS SPRING UNIT**

(71) Applicant: **BOMEI TEX LTD.**, Toronto (CA)

(72) Inventor: **Lei Ping**, Maple (CA)

(73) Assignee: **BOMEI TEX LTD.**, Toronto (CA)

(**) Term: **15 Years**

(21) Appl. No.: **29/645,167**

(22) Filed: **Apr. 24, 2018**

(30) **Foreign Application Priority Data**

Oct. 26, 2017 (CA) 177894

(51) **LOC (11) Cl.** **06-09**

(52) **U.S. Cl.**
USPC **D6/606**

(58) **Field of Classification Search**
USPC D6/595, 596, 604–606, 118, 902, 720;
5/413 AM, 420, 690, 691, 697–701, 706,
5/716–718, 722, 737, 740
CPC A47C 23/00; A47C 27/00; A47C 27/001;
A47C 27/05; A47C 27/053; A47C
27/056; A47C 27/06; A47C 27/14; A47C
27/142

See application file for complete search history.

(56) **References Cited**

U.S. PATENT DOCUMENTS

- 149,350 A * 4/1874 Smith A47C 27/001
5/722
- 2,541,468 A * 2/1951 Ebert A47C 27/001
267/94
- 3,230,558 A * 1/1966 Duncan A47C 27/064
5/720
- 6,256,820 B1 * 7/2001 Moser A47C 27/062
267/166
- D527,565 S * 9/2006 Contreras D6/606

- D831,382 S * 10/2018 Huang D6/596
- 2002/0029424 A1 * 3/2002 Balsavich A47C 23/04
5/720
- 2010/0090383 A1 4/2010 Rawls-Meehan
- 2010/0139006 A1 6/2010 Kilic
- 2012/0246833 A1 * 10/2012 Kluft A47C 23/30
5/717
- 2015/0101127 A1 * 4/2015 Winton A47C 27/063
5/720
- 2015/0121625 A1 * 5/2015 Myers A47C 21/00
5/636
- 2016/0045034 A1 * 2/2016 Hager A47C 27/064
5/720
- 2016/0073789 A1 * 3/2016 Hyltenfeldt A47C 27/061
5/720
- 2016/0166076 A1 * 6/2016 Mossbeck A47C 27/064
5/720

FOREIGN PATENT DOCUMENTS

WO 2016148661 A1 9/2016

* cited by examiner

Primary Examiner — R. Johnson

(74) *Attorney, Agent, or Firm* — Norton Rose Fulbright
Canada LLP

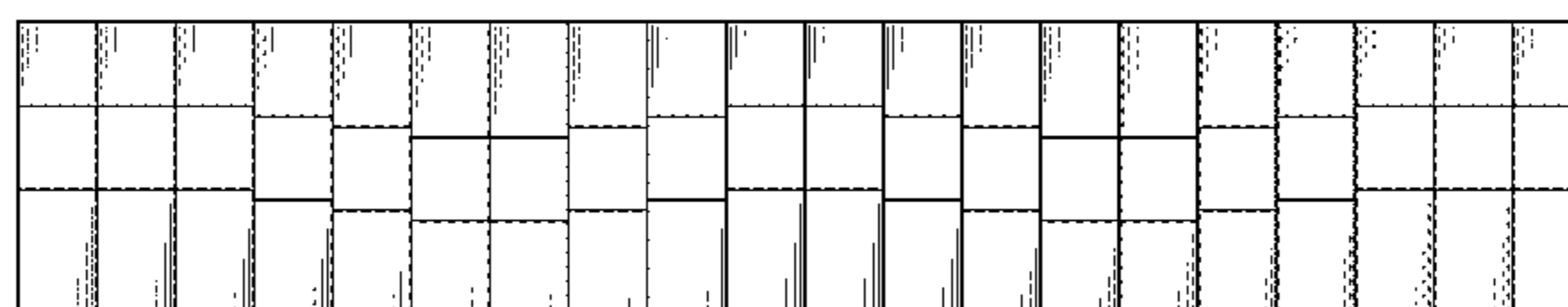
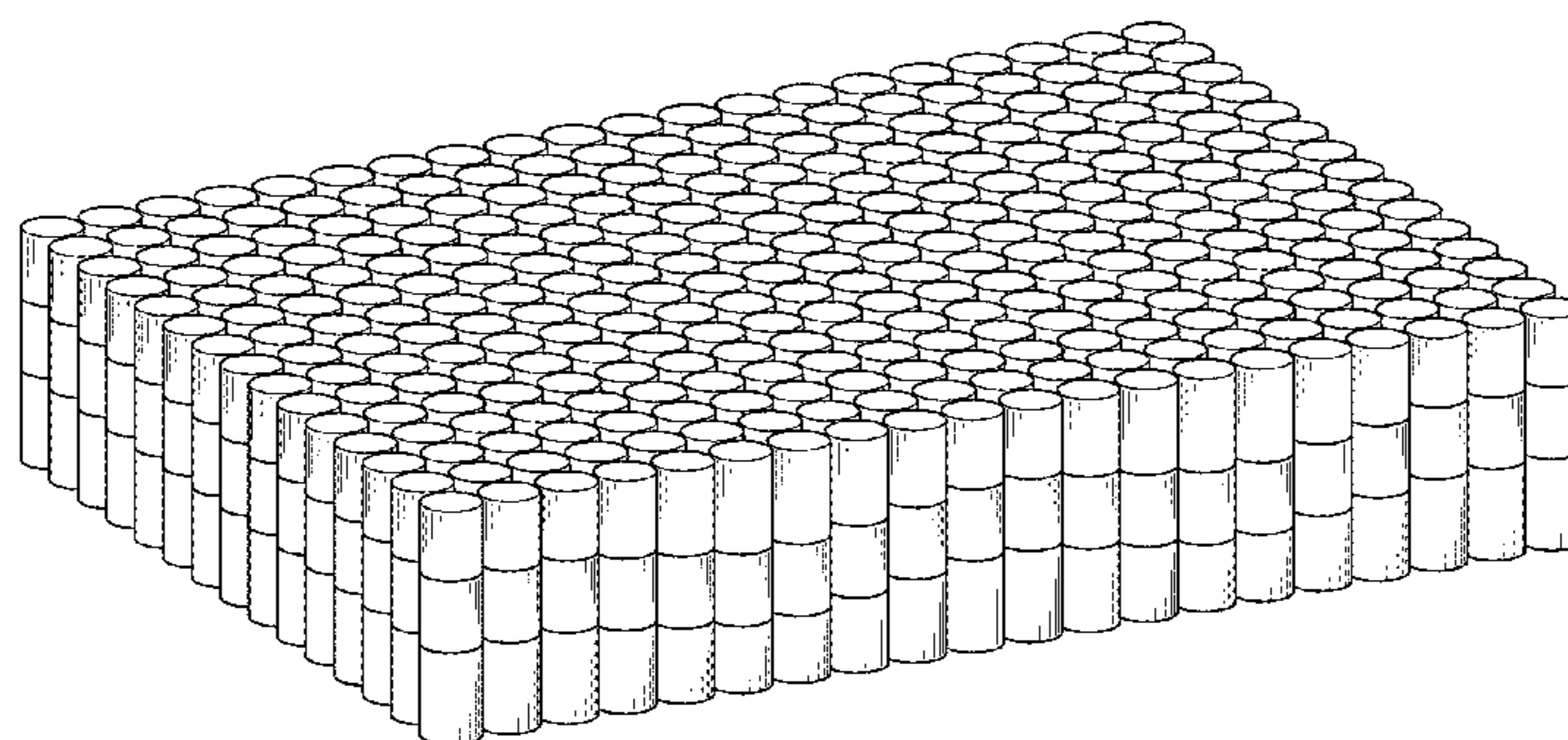
(57) **CLAIM**

The ornamental design for a three-layer mattress spring unit,
as shown and described.

DESCRIPTION

FIG. 1 is a perspective view of the three-layer mattress
spring unit;
FIG. 2 is a right side view thereof, the left side view being
a mirror image of the right side view;
FIG. 3 is a front view thereof, the rear view being identical
to the front view; and,
FIG. 4 is a top view thereof, the bottom view being identical
to the top view.

1 Claim, 3 Drawing Sheets



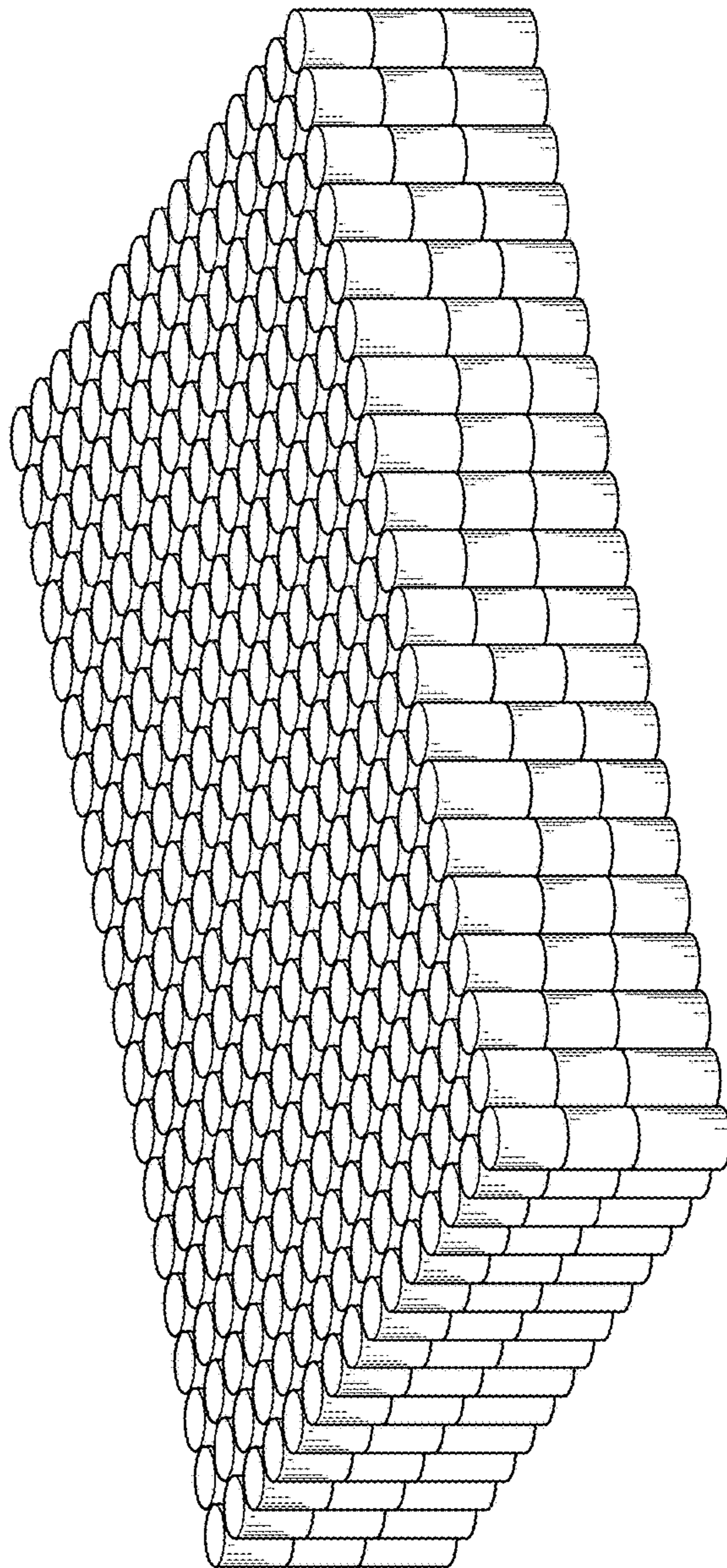


FIG. 1




FIG. 2




FIG. 3




FIG. 4