

US00D850151S

(12) **United States Design Patent** (10) **Patent No.:** **US D850,151 S**
Reardon (45) **Date of Patent:** **** Jun. 4, 2019**

(54) **BATH MAT**
(71) Applicant: **Bath Haven Holdings, LLC**, Austin, TX (US)
(72) Inventor: **Michael Reardon**, Fitchburg, MA (US)
(73) Assignee: **Bath Haven Holdings LLC**, Austin, TX (US)
(**) Term: **15 Years**
(21) Appl. No.: **29/623,011**
(22) Filed: **Oct. 20, 2017**
(51) **LOC (11) Cl.** **06-11**
(52) **U.S. Cl.**
USPC **D6/583; D6/584**
(58) **Field of Classification Search**
USPC D6/331, 333, 582-588, 591, 592, 596, D6/601, 608; D7/551.1; D19/10; D21/334, 792; D24/212; D30/129, 161; D12/203; D32/46, 47, 57
CPC A47D 15/003; A47G 27/00; A47G 27/02; A47G 27/0206; A47G 27/0212; A47G 27/0218; A47G 27/0225; A47G 27/0231; A47G 27/0237; A47G 27/0275; A47G 27/0293; A47G 9/062; A47K 3/002; A63B 6/00; A63H 33/006
See application file for complete search history.

4,789,247 A * 12/1988 Schnoor A45C 3/10 190/2
D306,473 S * 3/1990 Scheurer D21/809
D336,199 S * 6/1993 Bazata, Jr. D6/596
D346,716 S * 5/1994 Murphy D6/595
D349,625 S * 8/1994 daPalma D6/596

(Continued)

Primary Examiner — Kevin R Rudzinski
Assistant Examiner — Clare Ann Gannon
(74) *Attorney, Agent, or Firm* — Mintz Levin Cohn Ferris Glovsky and Popeo, P.C.

(57) **CLAIM**

The ornamental design for a bath mat, as shown and described in FIGS. 1 through 16.

DESCRIPTION

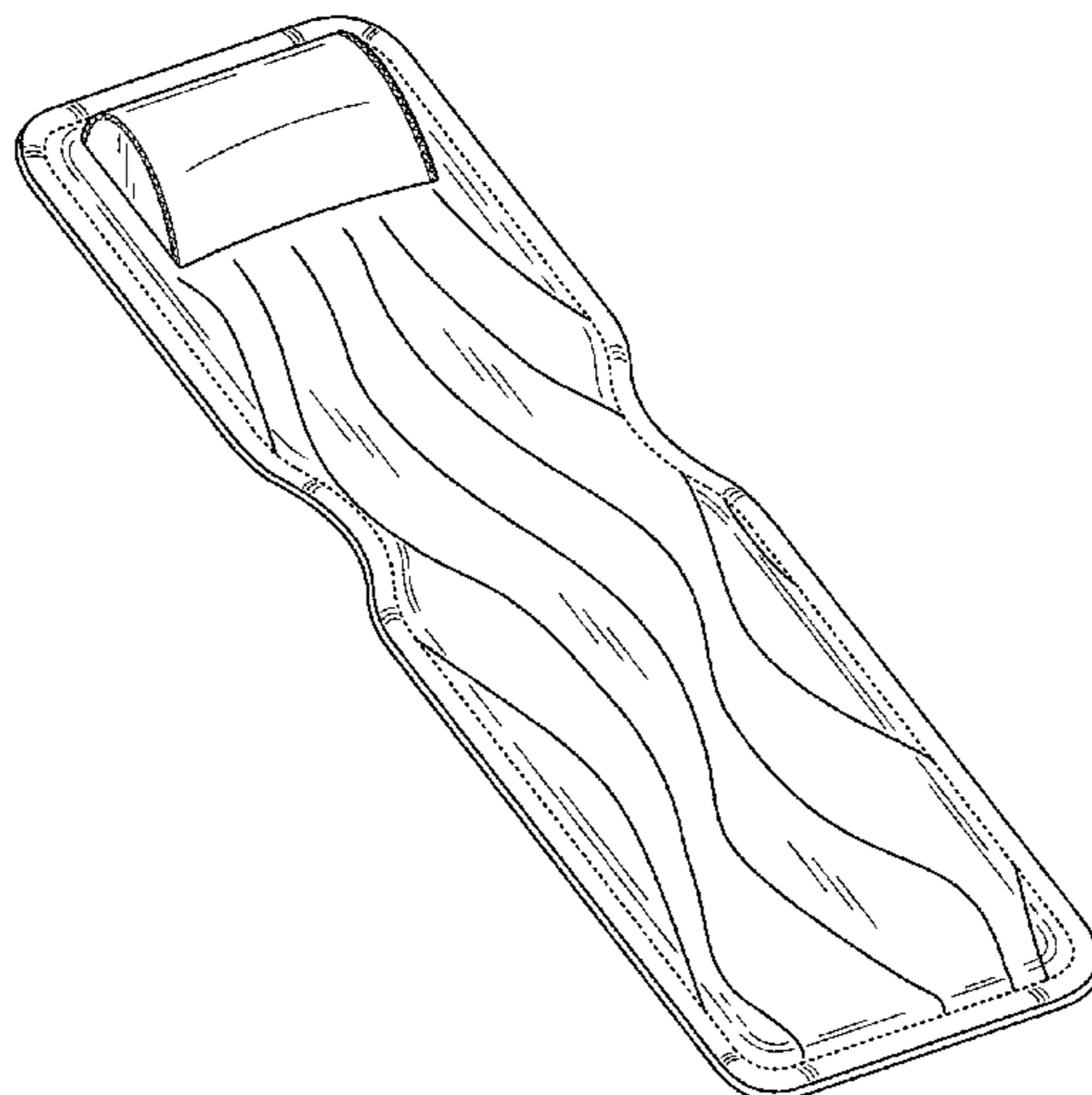
FIG. 1 shows a top perspective view of a bath mat that incorporates the new, original, and ornamental design, in accordance with a first embodiment;
FIG. 2 shows a bottom perspective view thereof;
FIG. 3 shows a top plan view thereof;
FIG. 4 shows a bottom plan view thereof;
FIG. 5 shows a right side plan view thereof;
FIG. 6 shows a left side plan view thereof;
FIG. 7 shows a front plan view thereof;
FIG. 8 shows a rear plan view thereof;
FIG. 9 shows a top perspective view of a bath mat that incorporates the new, original, and ornamental design, in accordance with a second embodiment;
FIG. 10 shows a bottom perspective view thereof;
FIG. 11 shows a top plan view thereof;
FIG. 12 shows a bottom plan view thereof;
FIG. 13 shows a right side plan view thereof;
FIG. 14 shows a left side plan view thereof;
FIG. 15 shows a front plan view thereof; and,
FIG. 16 shows a rear plan view thereof.
The broken lines show portions of the bath mat that form no part of the claimed design.

(56) **References Cited**

U.S. PATENT DOCUMENTS

33,385 A * 10/1861 Frodsham A45F 4/06 224/156
D209,118 S * 10/1967 Grube D24/183
3,689,947 A * 9/1972 Wolf A47G 9/1045 5/419
4,210,322 A * 7/1980 Pritchard A63B 21/00047 446/216
D261,464 S * 10/1981 Smith 5/419
D280,170 S * 8/1985 Short D6/608

1 Claim, 12 Drawing Sheets



(56)

References Cited

U.S. PATENT DOCUMENTS

D353,070 S *	12/1994	Hilton, Sr.	A47C 7/62	D620,149 S *	7/2010	Rhee	D25/138
				D6/582	D621,105 S *	8/2010	Askinasi	D30/161
D355,321 S *	2/1995	Giles	A47G 9/062	D638,526 S *	5/2011	Newman	D23/303
				D12/203	D651,032 S *	12/2011	Adkins	D6/596
D382,755 S *	8/1997	Knopfler	5/419	8,959,679 B1 *	2/2015	Everds	A47G 9/062
D389,362 S *	1/1998	Boulatian	5/419					206/38
D392,146 S *	3/1998	Gregg	D6/608	9,332,858 B1 *	5/2016	Chiang	A47C 7/62
5,797,347 A *	8/1998	Ochi	A01K 1/0107	D778,636 S *	2/2017	Brzozowski	D6/582
				119/169	D787,235 S *	5/2017	Chiang	D6/608
6,019,738 A *	2/2000	Brandon	A61B 5/103	2008/0127414 A1 *	6/2008	Allen	A47G 9/062
				128/845					5/417
D422,830 S *	4/2000	Cothren	D6/596	2009/0177121 A1 *	7/2009	Brandon	A61B 5/103
D430,627 S *	9/2000	Bergman	D21/662					600/587
6,343,391 B1 *	2/2002	Le Gette	A47G 9/062	2009/0229048 A1 *	9/2009	Maganov	A63B 21/4037
				5/417					5/420
D462,361 S *	9/2002	Lewtan	D14/458	2014/0113781 A1 *	4/2014	McCarter	A63B 23/0205
D509,276 S *	9/2005	Sear	A47G 9/1045					482/140
				D21/792	2016/0030799 A1 *	2/2016	Sutherland	A63B 21/4037
D528,707 S *	9/2006	Deioma	D30/118					5/420
					2016/0059066 A1 *	3/2016	Willis	A63B 21/4037
									5/417
					2018/0071567 A1 *	3/2018	Clark	A63B 21/4037

* cited by examiner

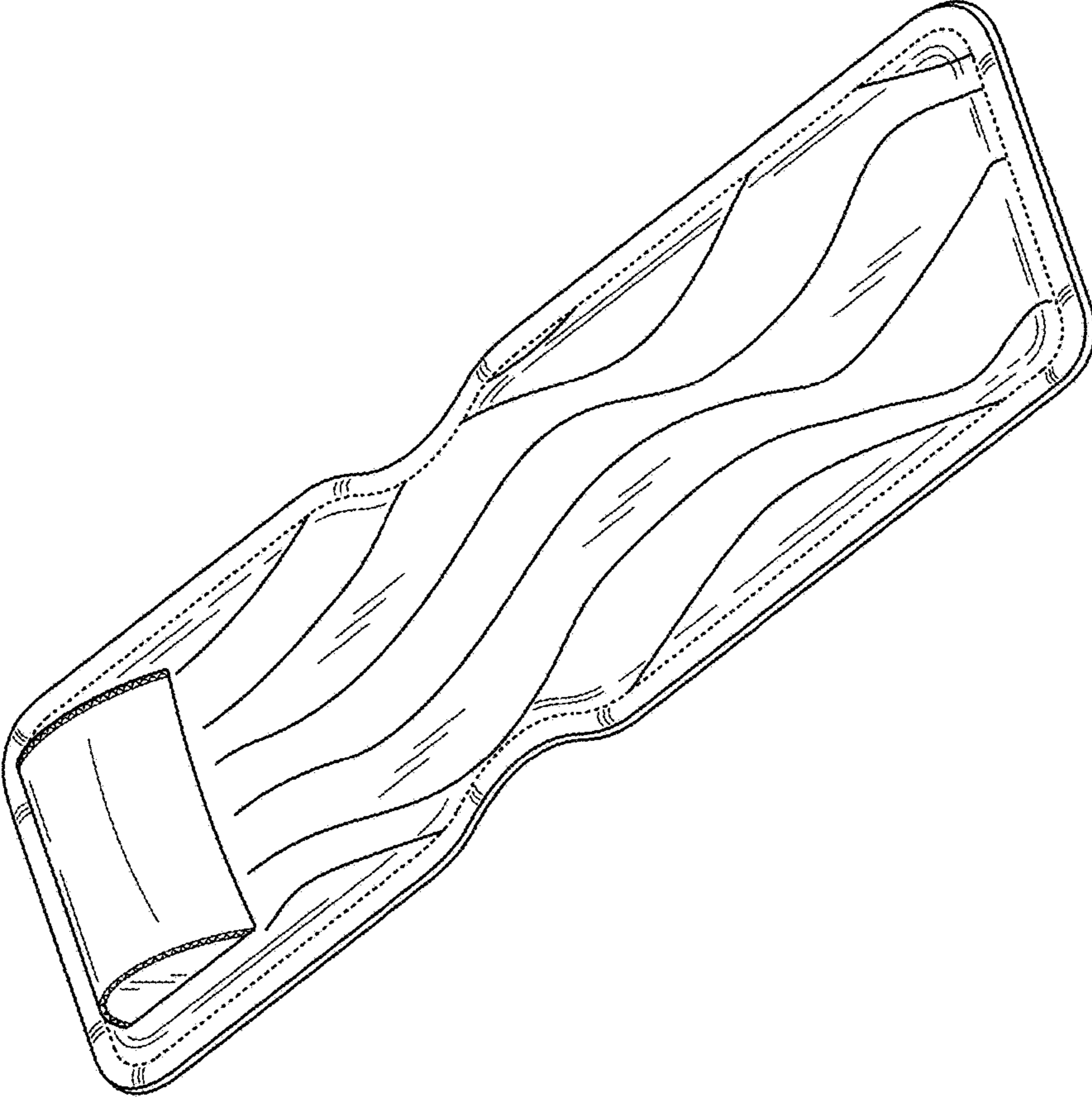


FIG. 1

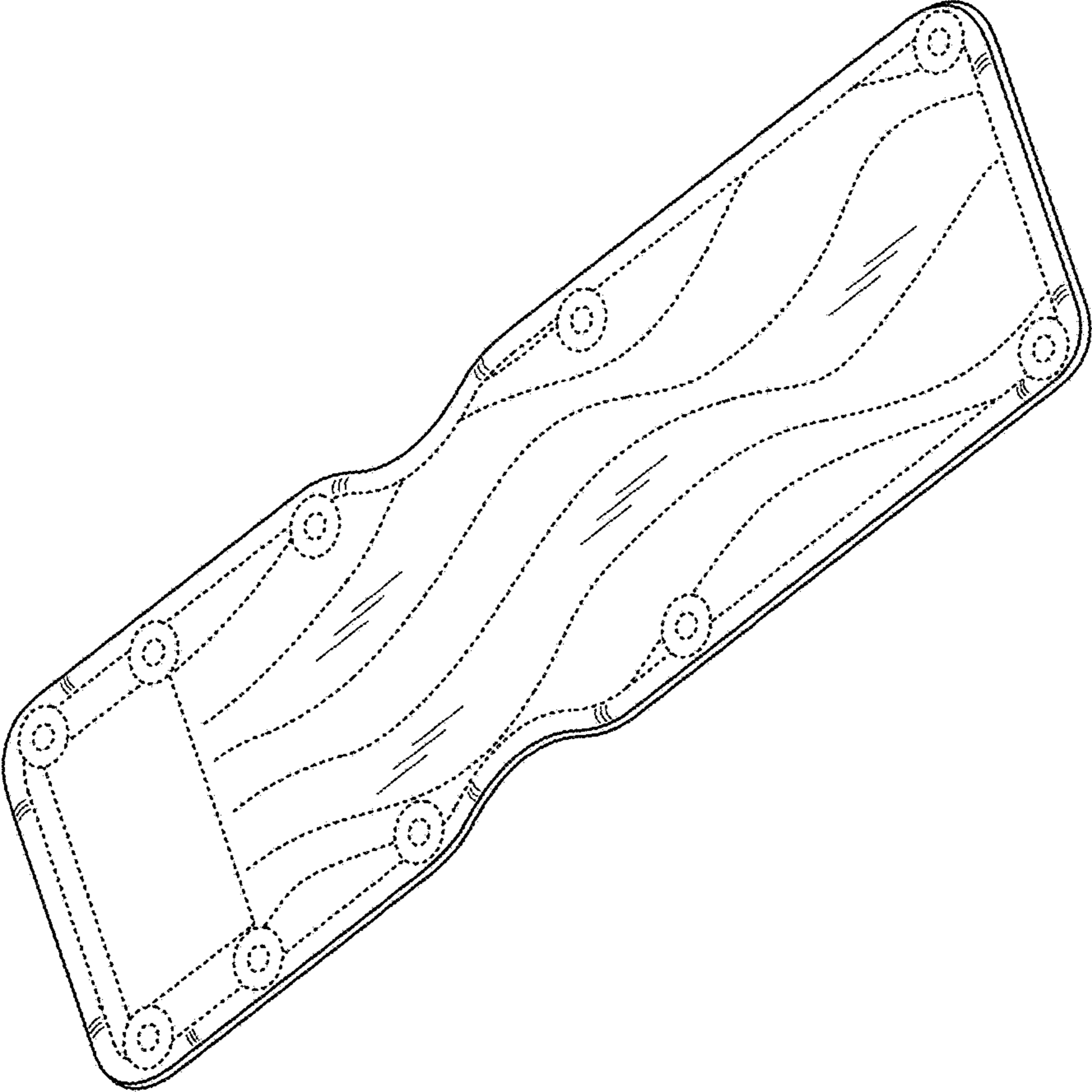


FIG. 2

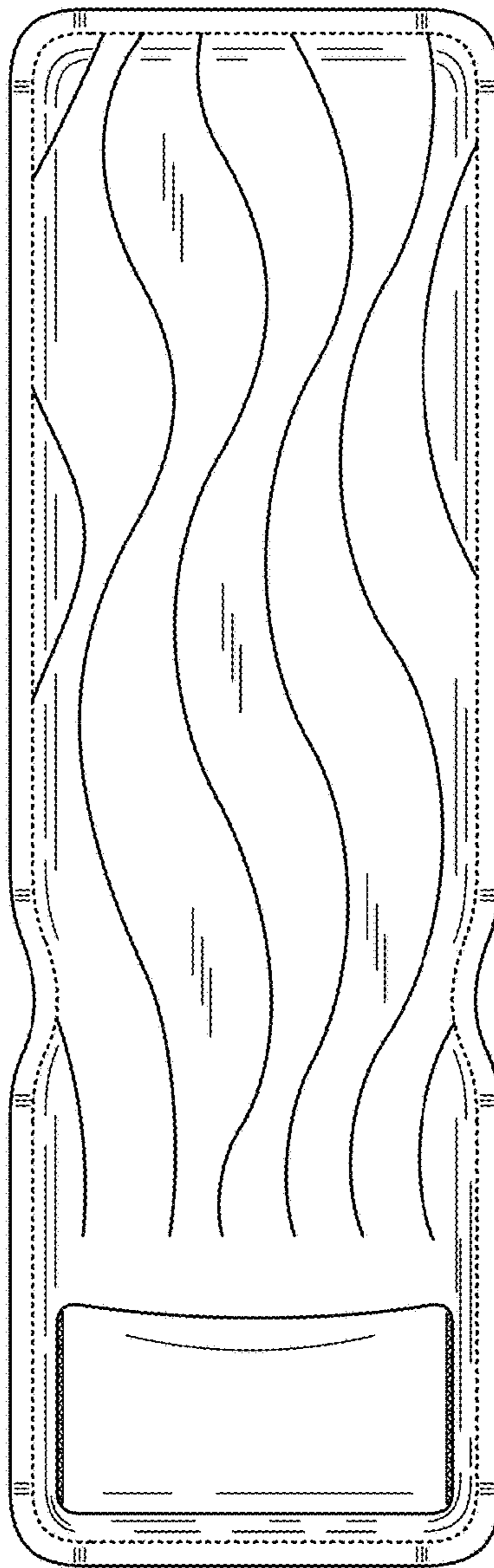


FIG. 3

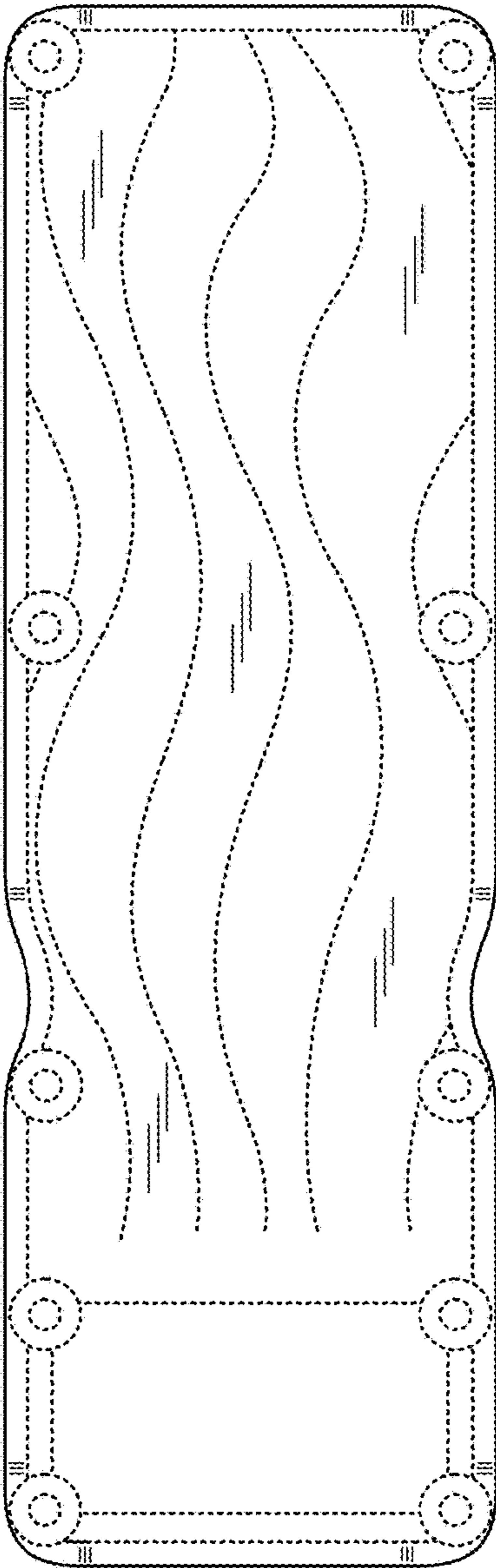


FIG. 4




FIG. 5




FIG. 6

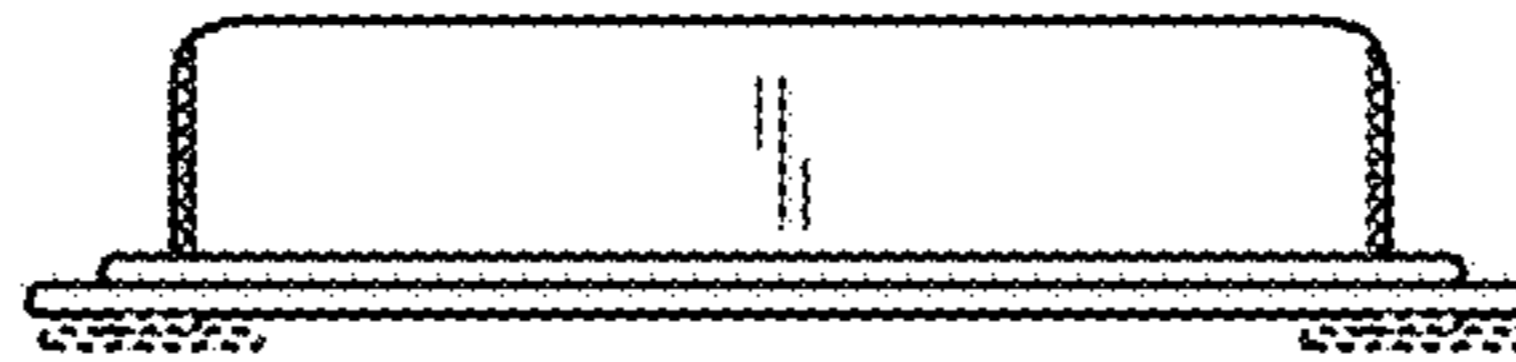


FIG. 7

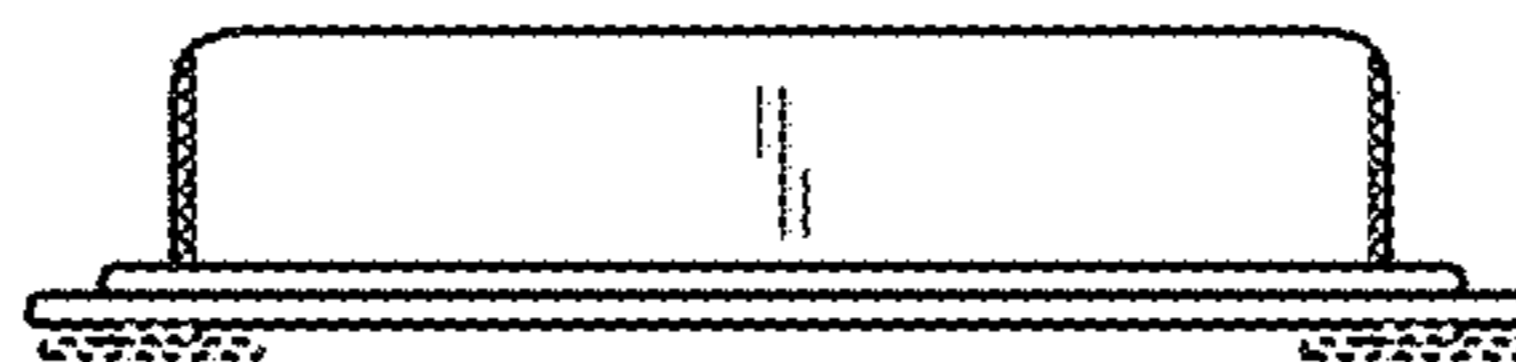


FIG. 8

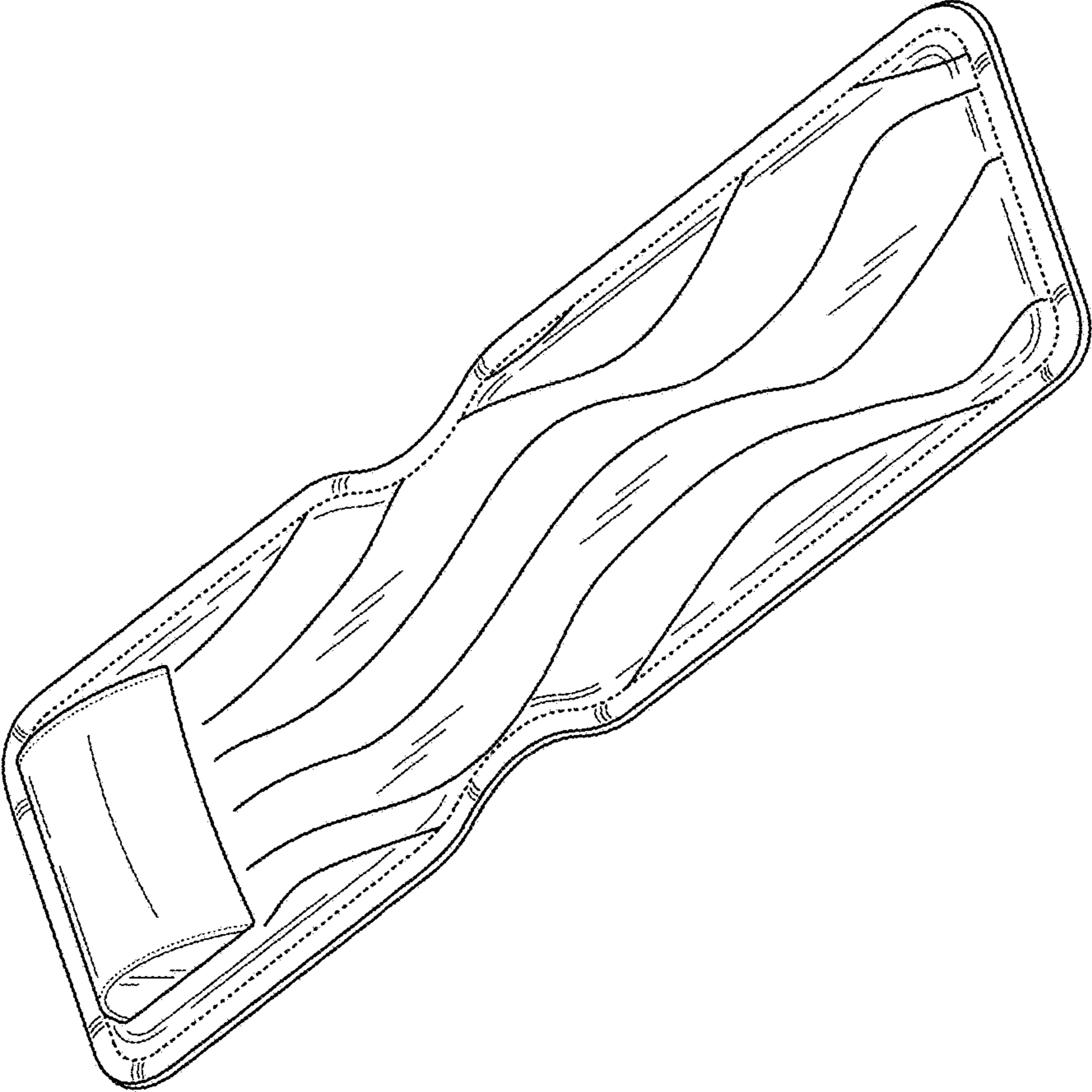


FIG. 9

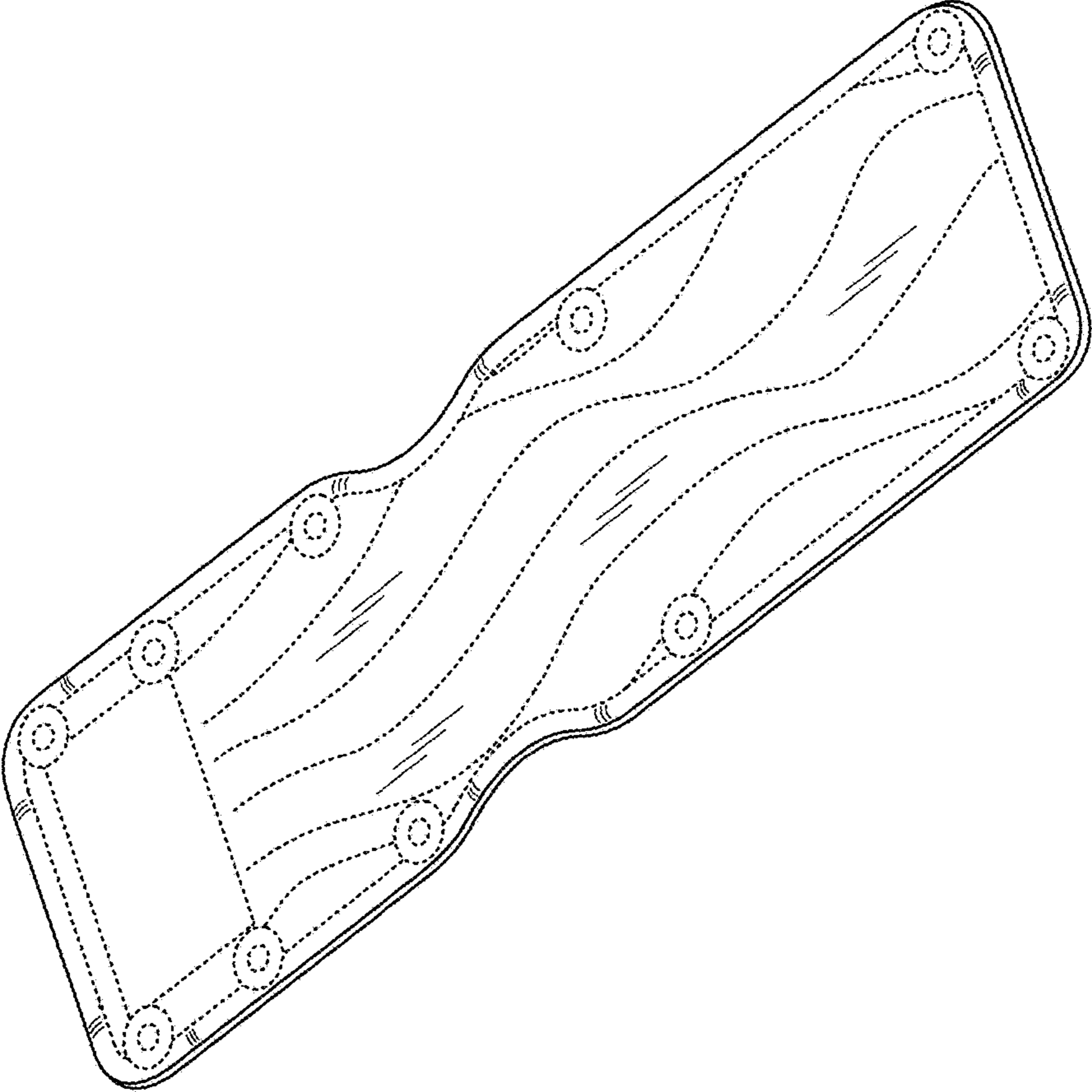


FIG. 10

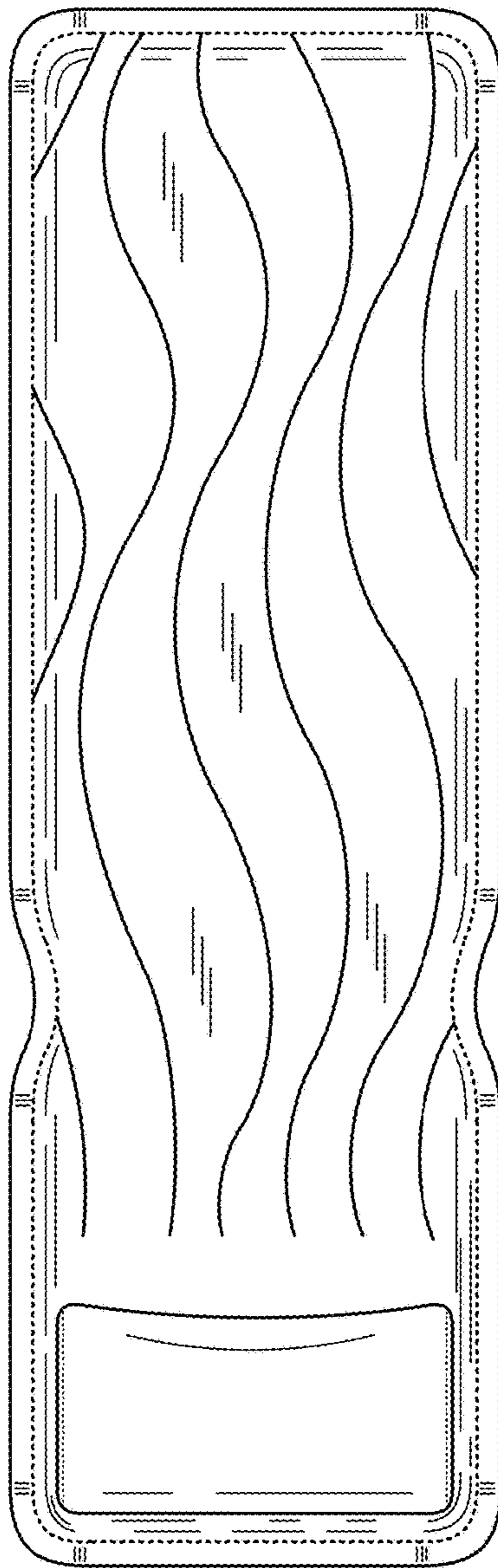


FIG. 11

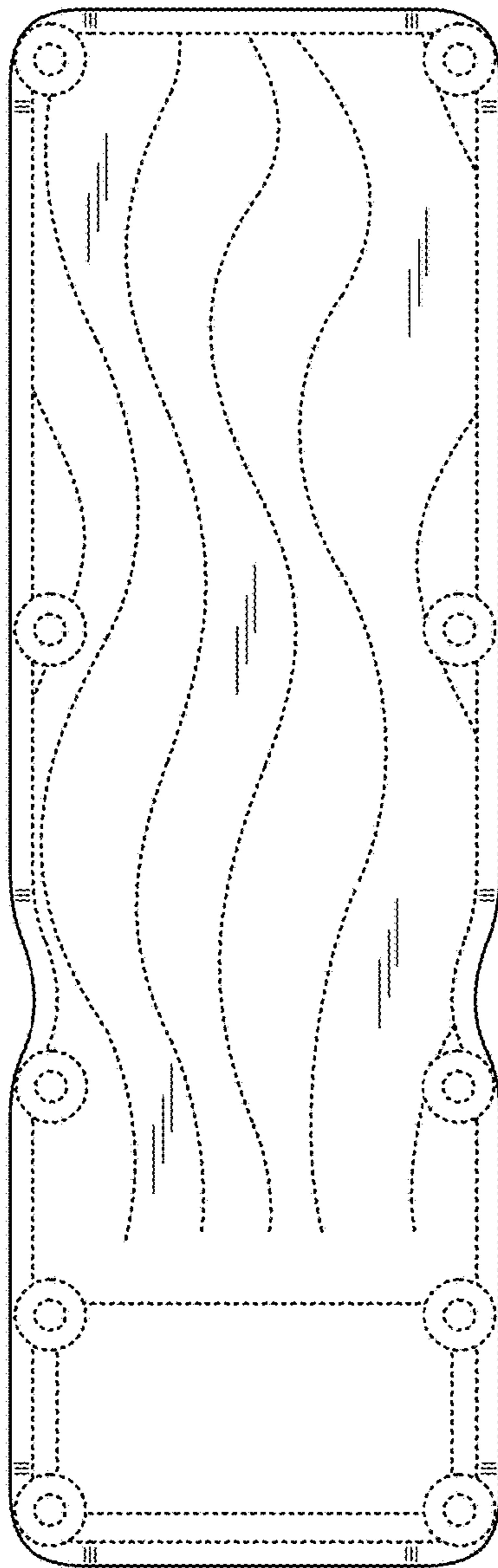


FIG. 12

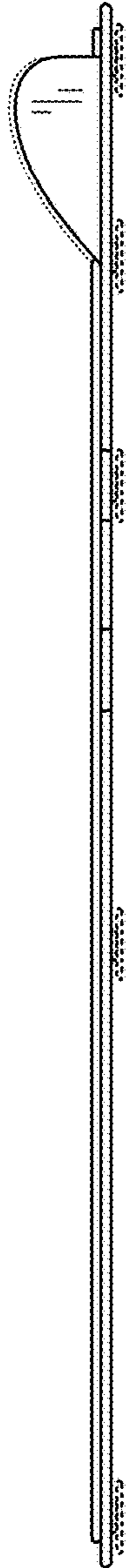


FIG. 13

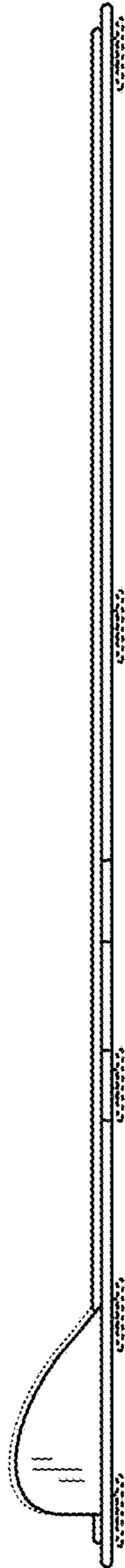


FIG. 14



FIG. 15

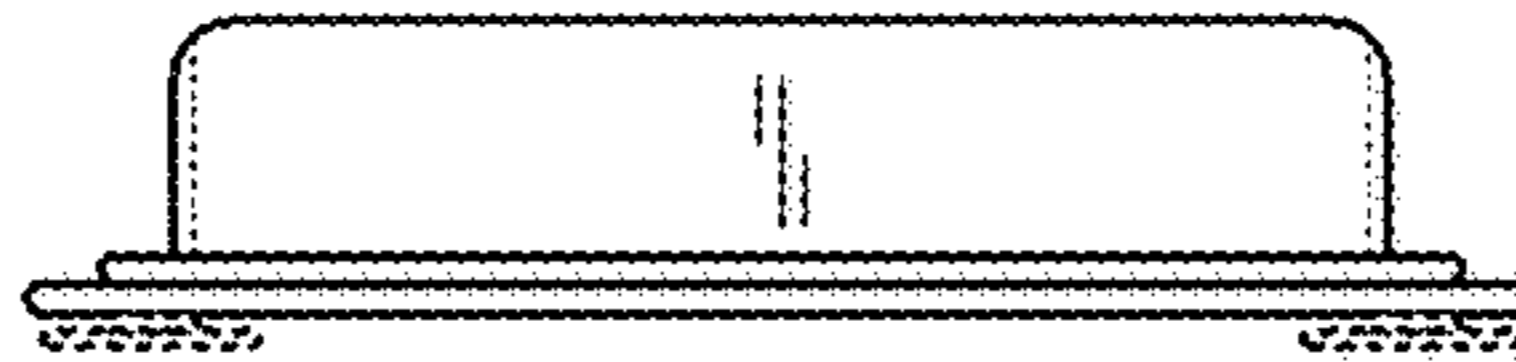


FIG. 16