



US00D850140S

(12) **United States Design Patent** (10) **Patent No.:** **US D850,140 S**
Williams, Jr. et al. (45) **Date of Patent:** **** Jun. 4, 2019**

- (54) **SOFA**
- (71) Applicant: **The Mitchell Gold Co.**, Taylorsville, NC (US)
- (72) Inventors: **Robert T. Williams, Jr.**, Hickory, NC (US); **Matthew D. Wilder**, Hickory, NC (US); **Christopher H. Wilson**, Statesville, NC (US)
- (73) Assignee: **The Mitchell Gold Co.**, Taylorsville, NC (US)
- (**) Term: **15 Years**
- (21) Appl. No.: **29/621,144**
- (22) Filed: **Oct. 4, 2017**
- (51) **LOC (11) Cl.** **06-01**
- (52) **U.S. Cl.**
USPC **D6/381**
- (58) **Field of Classification Search**
USPC D6/334, 335, 336, 341, 360, 361, 364, D6/365, 366, 367, 368, 369, 371, 372, D6/373, 374, 375, 376, 377, 378, 381
CPC A47C 1/00; A47C 13/00; A47C 13/005; A47C 15/002; A47C 17/02
See application file for complete search history.

- D540,062 S * 4/2007 Natuzzi D6/381
- D544,233 S * 6/2007 Hutton D6/378
- D640,481 S * 6/2011 Bush D6/381
- D660,033 S * 5/2012 Nguyen D6/369
- D660,043 S * 5/2012 Nguyen D6/369
- D660,610 S * 5/2012 Nguyen D6/369
- D674,210 S * 1/2013 Citterio D6/381
- D691,825 S * 10/2013 Lenney D6/381
- D806,429 S * 1/2018 Numen/ForUse D6/375

* cited by examiner

Primary Examiner — Deanna L Pratt

(74) *Attorney, Agent, or Firm* — Kilpatrick Townsend & Stockton LLP

(57) **CLAIM**

We claim the ornamental design for the sofa, as shown and described.

DESCRIPTION

FIG. 1 is a top, perspective view of a sofa comprising the present invention.

FIG. 2 is a front elevational view of the sofa shown in FIG. 1.

FIG. 3 is a side elevational view of the sofa shown in FIGS. 1 and 2.

FIG. 4 is a side elevational view of the sofa shown in FIGS. 1, 2, and 3.

FIG. 5 is a rear elevational view of the sofa shown in FIGS. 1, 2, 3, and 4.

FIG. 6 is a top plan view of the sofa shown in FIGS. 1, 2, 3, 4, and 5; and,

FIG. 7 is a bottom plan view of the sofa shown in FIGS. 1, 2, 3, 4, 5, and 6.

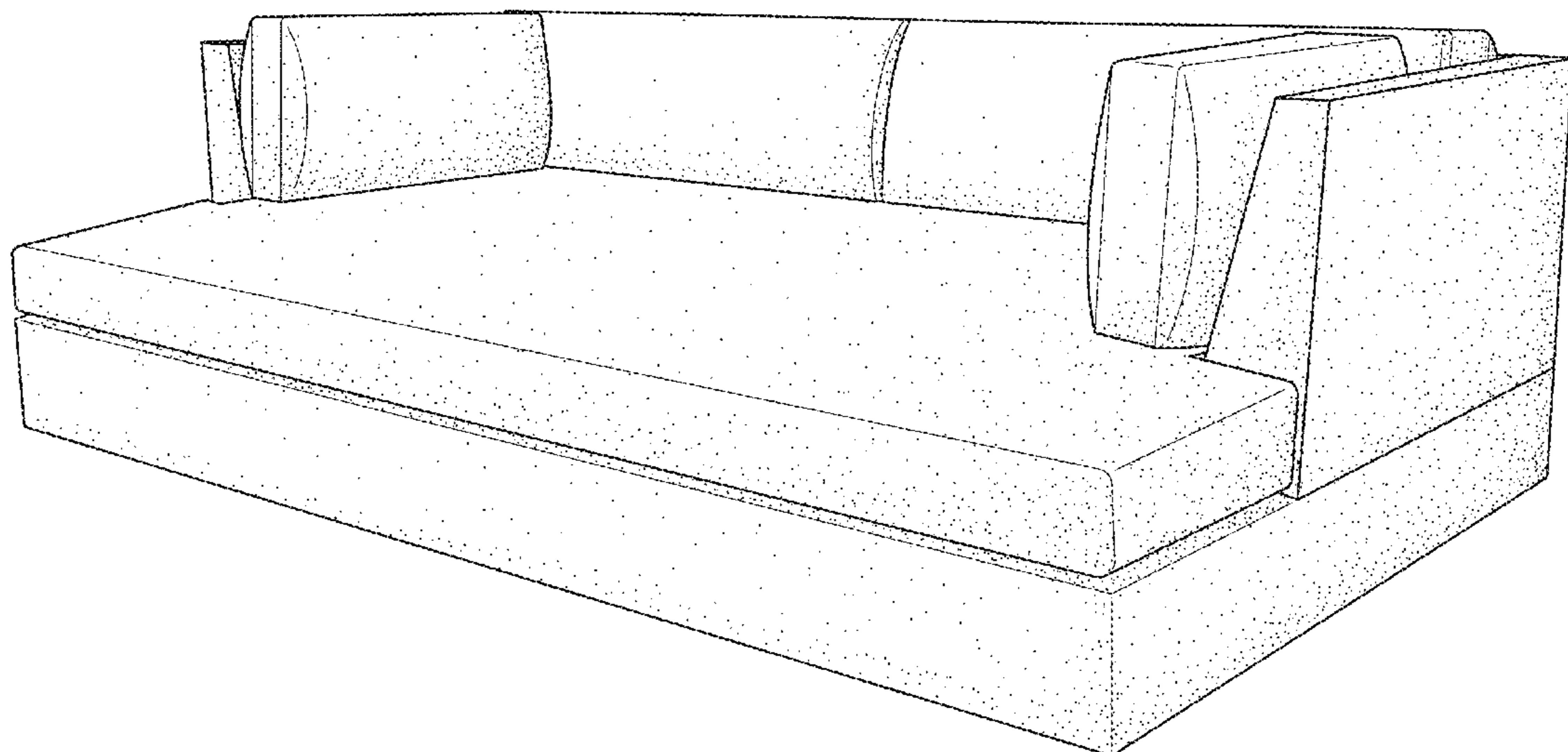
The broken lines are for environmental purposes only and form no part of the claimed design.

1 Claim, 6 Drawing Sheets

(56) **References Cited**

U.S. PATENT DOCUMENTS

- D176,596 S * 1/1956 Cleese, Jr. D6/367
- D255,731 S * 7/1980 Marks D6/381
- D446,039 S * 8/2001 Gomez D6/381
- D484,712 S * 1/2004 Gomez D6/377
- D485,086 S * 1/2004 Gomez D6/381
- D498,074 S * 11/2004 Gomez D6/381



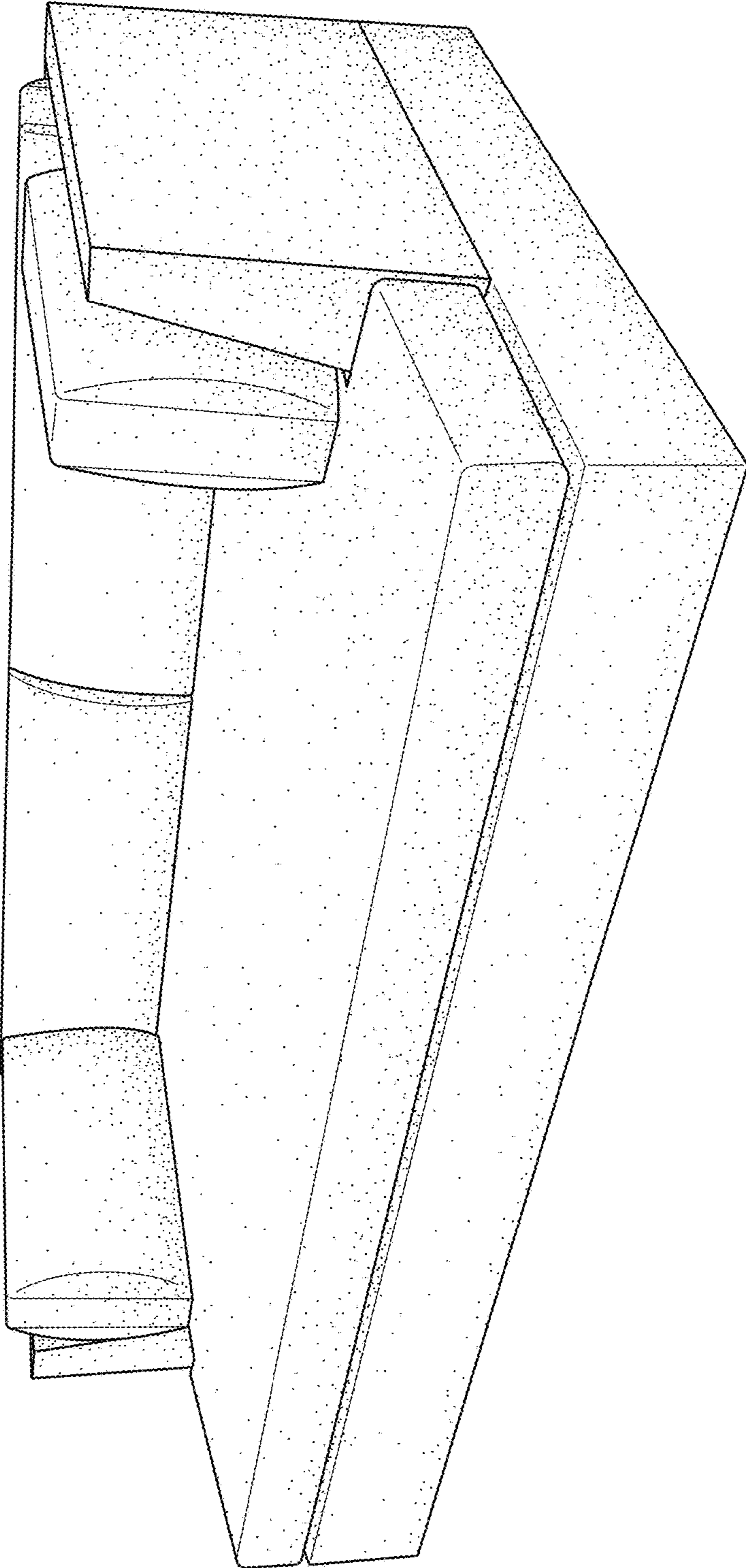


FIG. 1




FIG. 2

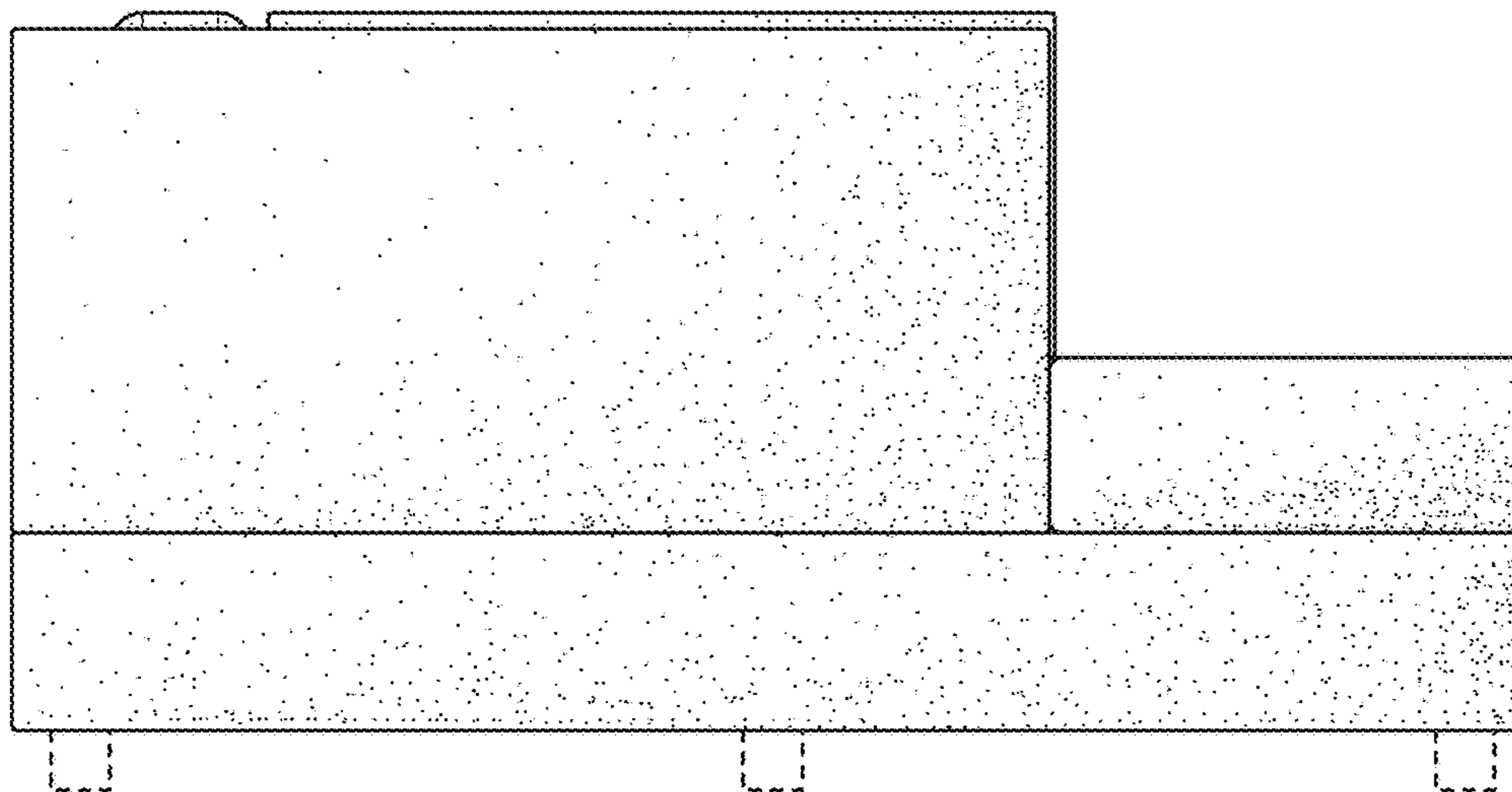


FIG. 3

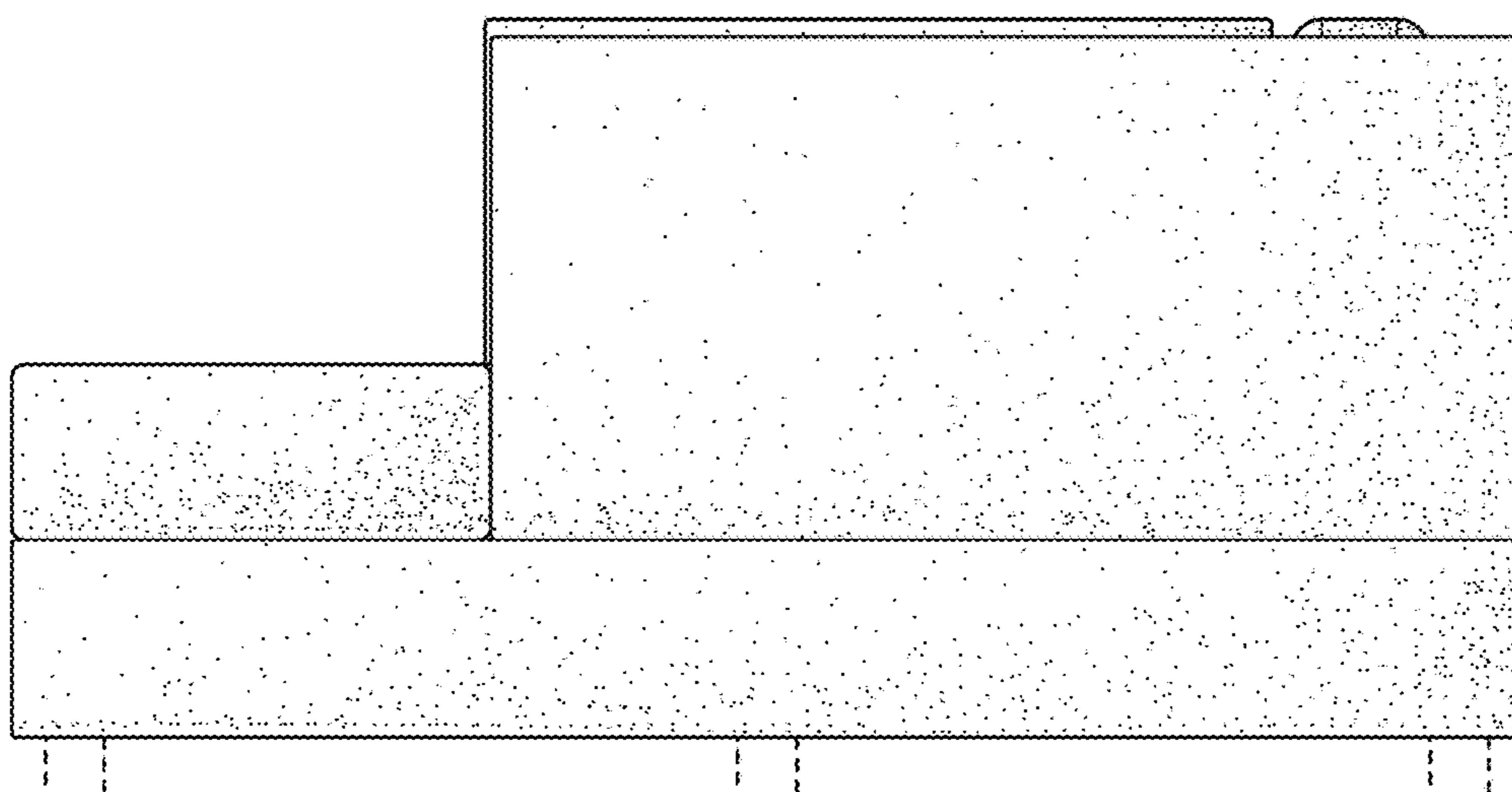


FIG. 4

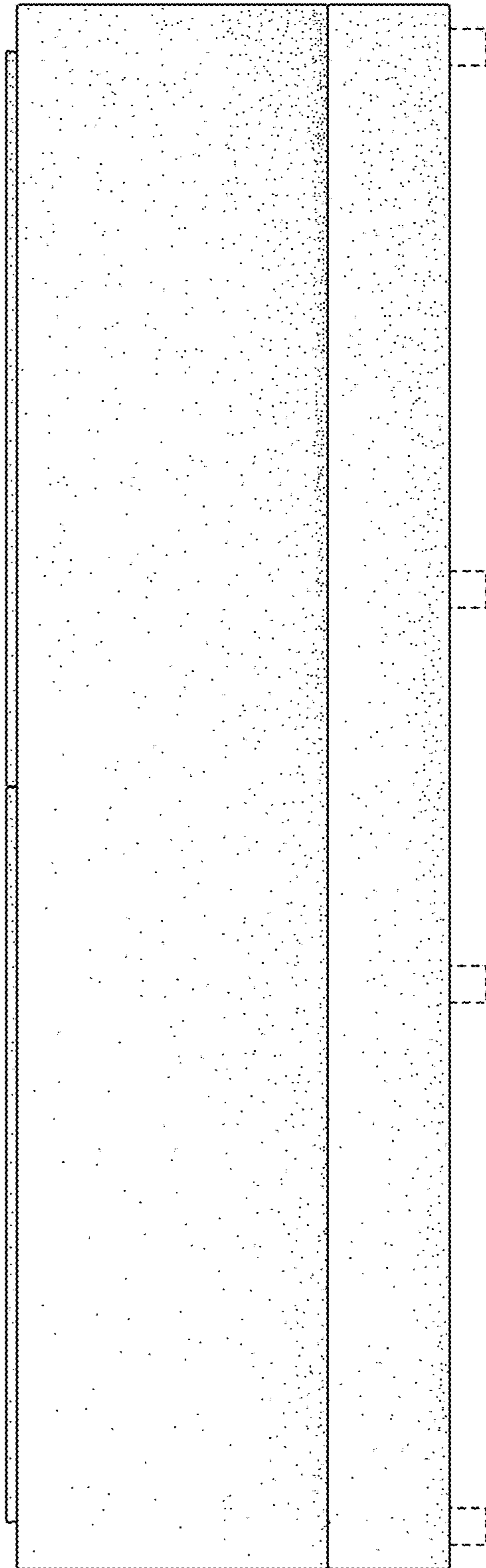


FIG. 5




FIG. 6




FIG. 7