



US00D850112S

(12) **United States Design Patent** (10) **Patent No.:** **US D850,112 S**  
**Wang** (45) **Date of Patent:** **\*\* Jun. 4, 2019**

(54) **ELECTRIC TOOTHBRUSH**  
(71) Applicant: **HongCheng Wang**, Guangdong (CN)  
(72) Inventor: **HongCheng Wang**, Guangdong (CN)  
(\*\*) Term: **15 Years**  
(21) Appl. No.: **29/646,399**  
(22) Filed: **May 4, 2018**  
(51) **LOC (11) Cl.** ..... **04-02**  
(52) **U.S. Cl.**  
USPC ..... **D4/101**  
(58) **Field of Classification Search**  
USPC ..... D4/100, 101, 102, 104, 108, 110;  
D24/133, 152  
CPC ..... A46B 9/04; A46B 9/045; A46B 2200/10;  
A46B 2200/108; A46B 2200/1066; A46B  
2200/1073; A46B 2200/1086; A46B  
13/00; A46B 13/02; A46B 13/06; A46B  
13/023; A46B 17/00; A46B 17/02; A61C  
17/16; A61C 17/22; A61C 17/26; A61C  
17/225; A61C 3/03; A61C 3/005  
See application file for complete search history.

(56) **References Cited**  
**U.S. PATENT DOCUMENTS**  
D353,490 S \* 12/1994 Hartwein ..... D13/108  
6,677,726 B2 \* 1/2004 Hensel ..... A61C 17/22  
320/108  
D487,349 S \* 3/2004 Julian ..... D4/101  
D493,136 S \* 7/2004 Since ..... D13/103  
D619,368 S \* 7/2010 Toshima ..... D4/101  
8,453,285 B2 \* 6/2013 Dickie ..... A46B 5/0062  
15/22.1  
D719,737 S \* 12/2014 Adriaenssen ..... D4/101

9,387,059 B2 \* 7/2016 Utsch ..... A61C 17/3436  
D819,974 S \* 6/2018 Johansson ..... D4/101  
D824,677 S \* 8/2018 Tseng ..... D4/101  
D838,991 S \* 1/2019 Choi ..... D4/101  
2008/0313829 A1 \* 12/2008 Dabrowski ..... A61C 17/221  
15/22.1  
2015/0127371 A1 \* 5/2015 Dykes ..... G06F 19/3418  
705/2  
2016/0287363 A1 \* 10/2016 Miller ..... A61C 17/221  
2017/0065386 A1 \* 3/2017 Farrell ..... A46B 7/04  
2018/0090997 A1 \* 3/2018 Iwamura ..... A45D 27/46  
2018/0168332 A1 \* 6/2018 Wagner ..... F21V 11/00

\* cited by examiner

*Primary Examiner* — Wan Laymon  
*Assistant Examiner* — Clint A Samuel

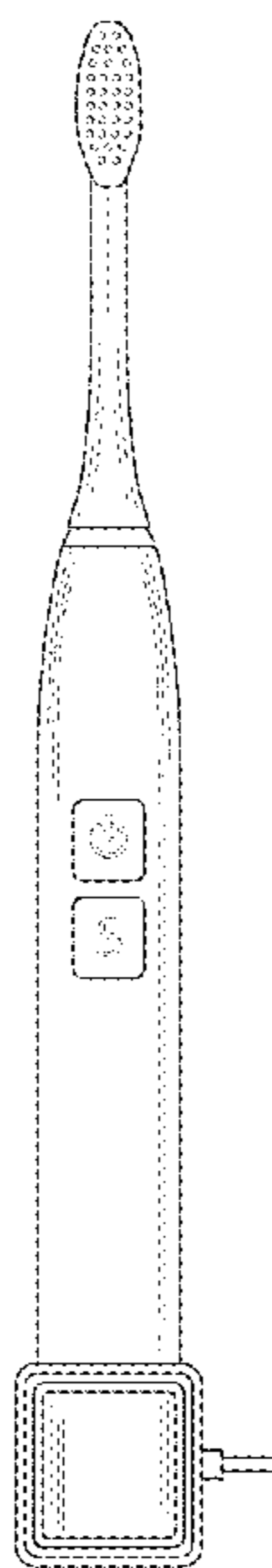
(57) **CLAIM**

The ornamental design for an electric toothbrush, as shown and described.

**DESCRIPTION**

FIG. 1 is a front elevational view of an electric toothbrush showing my new design;  
FIG. 2 is a rear elevational view thereof;  
FIG. 3 is a left side view thereof;  
FIG. 4 is a right side view thereof;  
FIG. 5 is a top plan view thereof;  
FIG. 6 is a bottom plan view thereof;  
FIG. 7 is a perspective view thereof;  
FIG. 8 is a second exploded perspective view thereof; and,  
FIG. 9 is a third exploded perspective view thereof.  
The broken line showing in the drawings is included for the purpose of illustrating unclaimed portions of the electric toothbrush and forms no part of the claimed design.

**1 Claim, 5 Drawing Sheets**



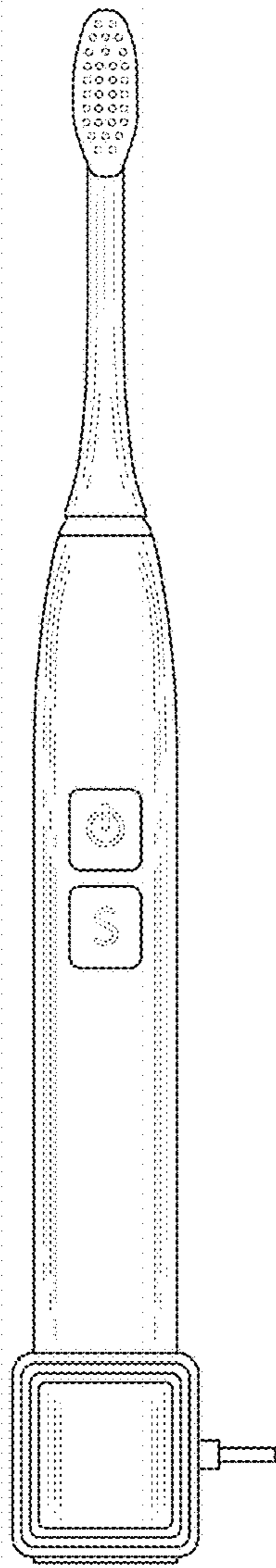


FIG. 1

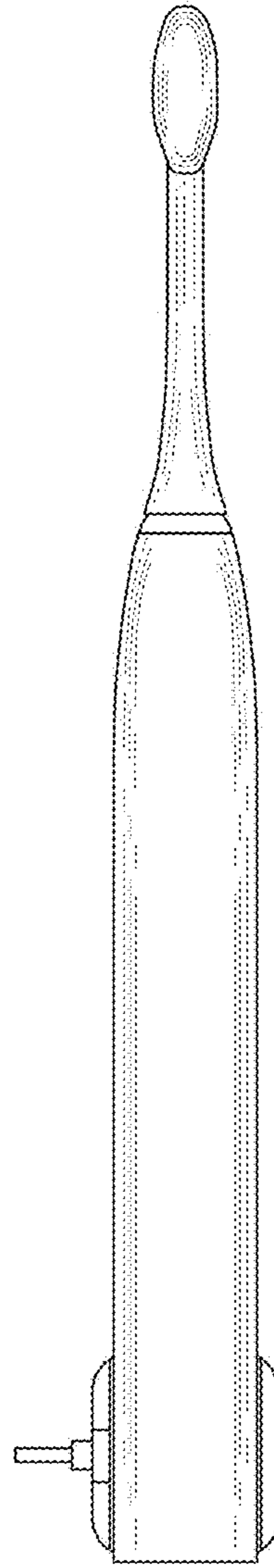


FIG. 2

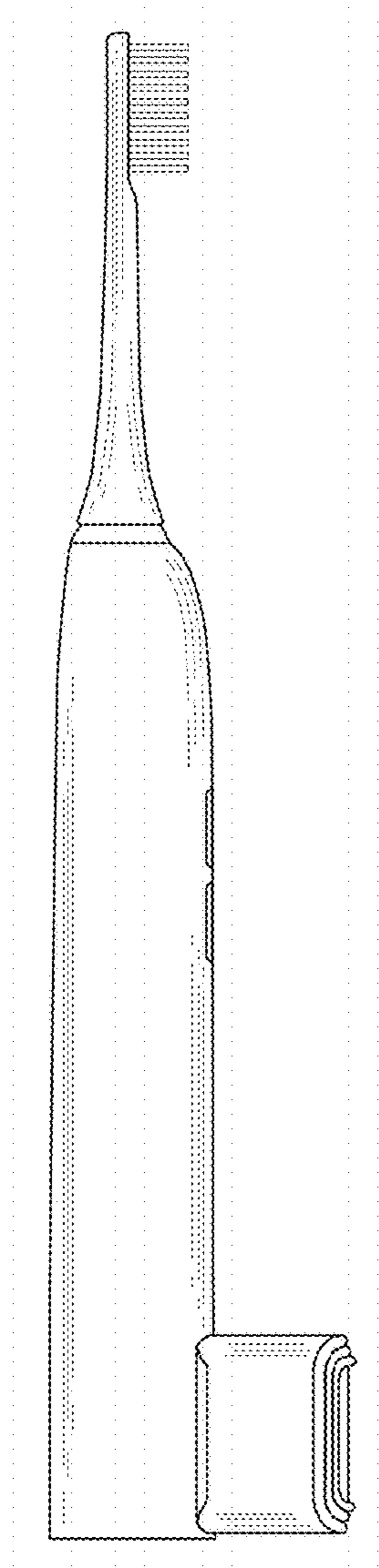


FIG. 3




FIG. 4

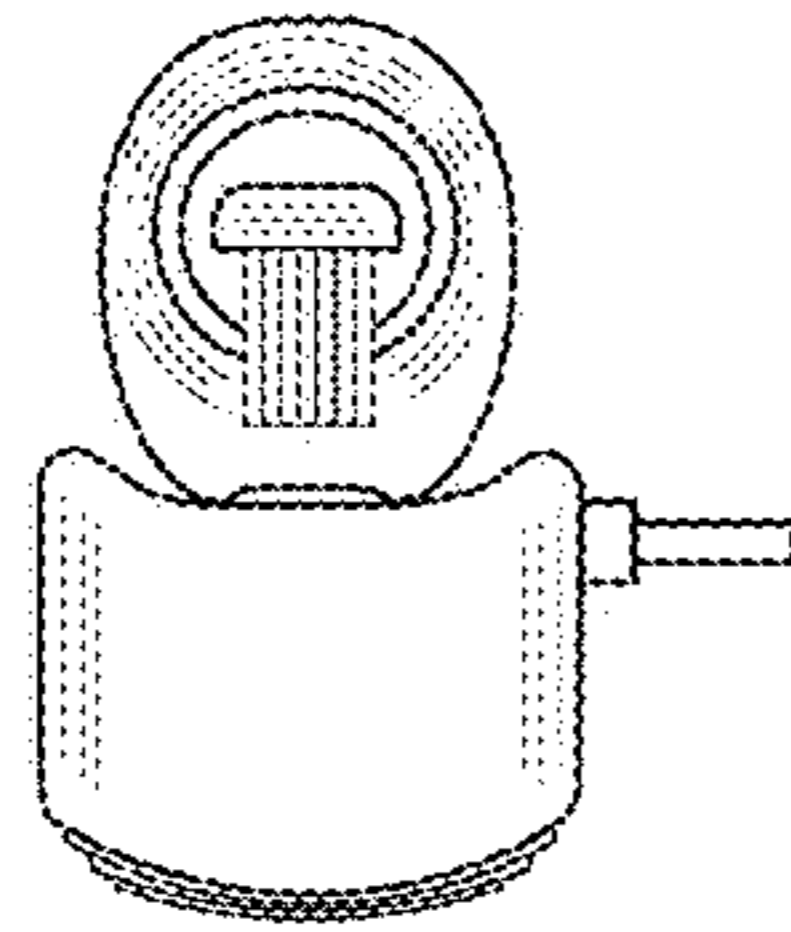


FIG. 5

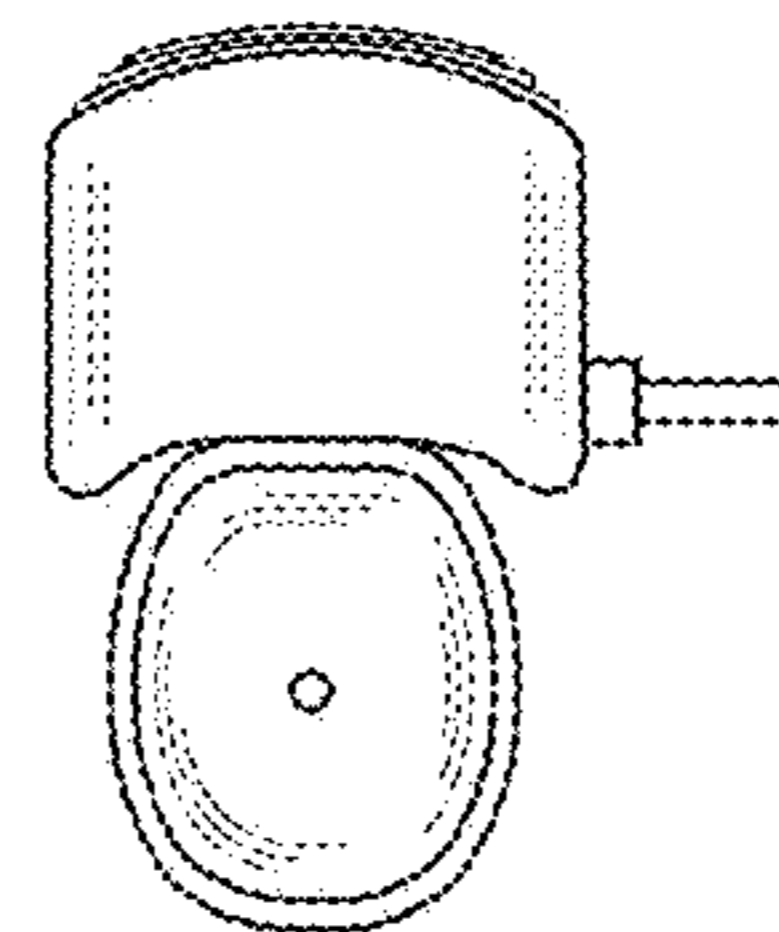


FIG. 6

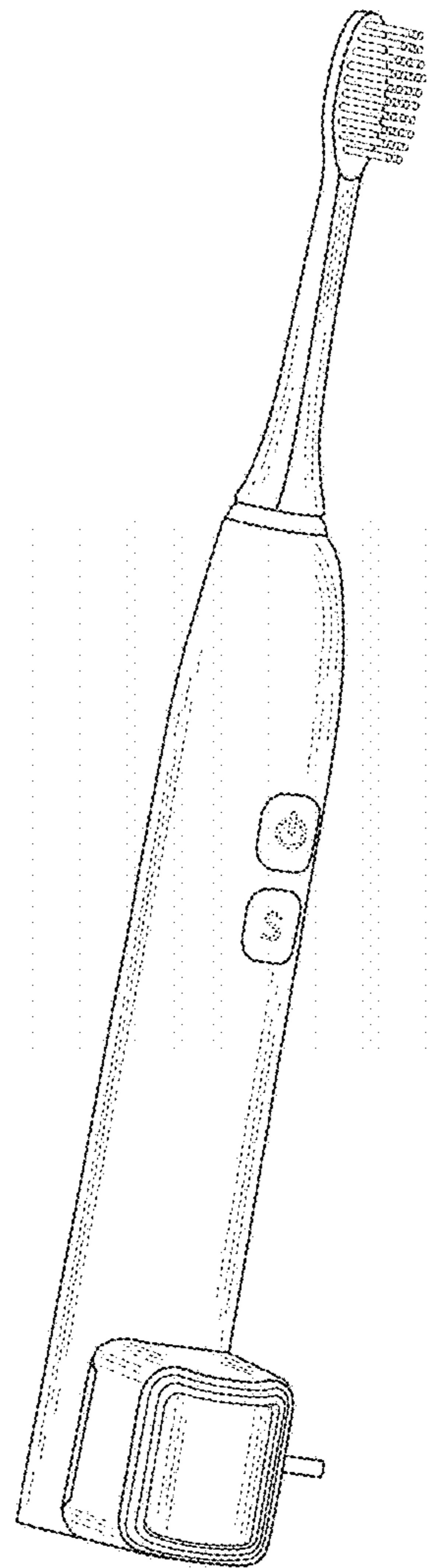


FIG. 7

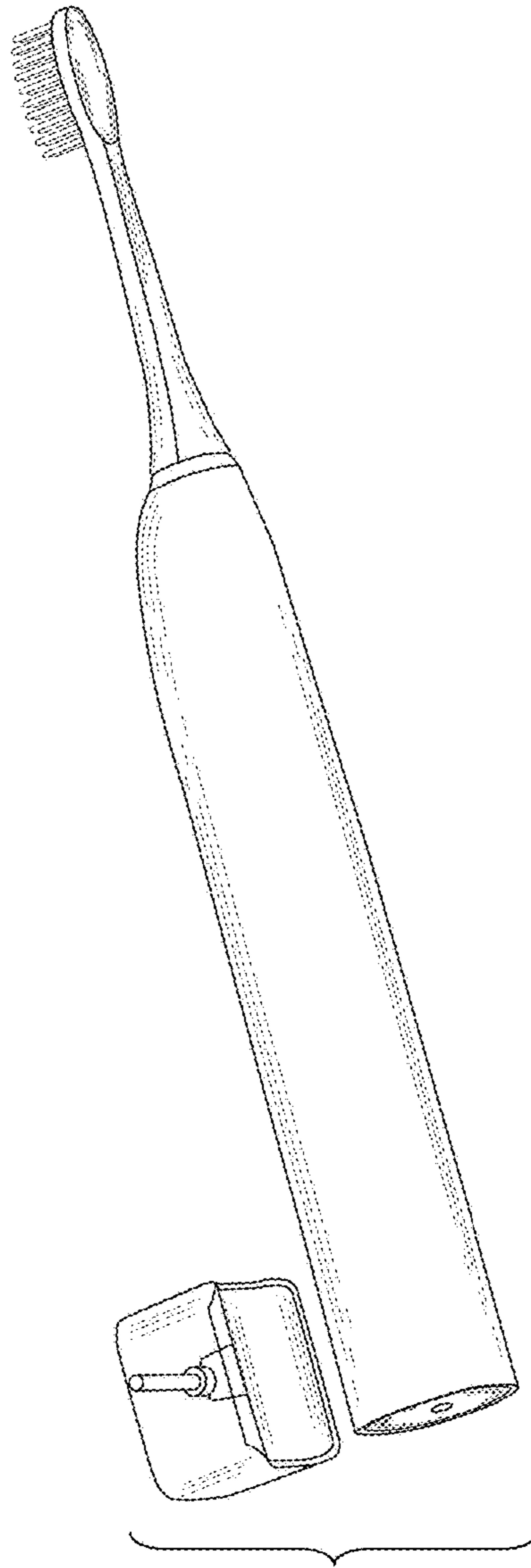


FIG. 8

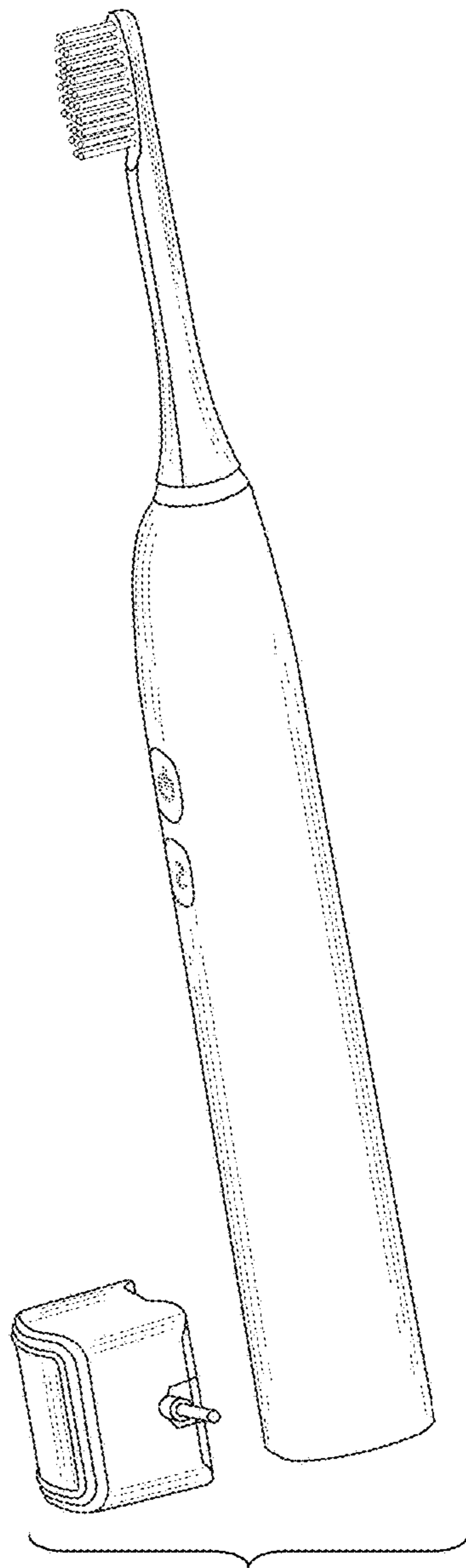


FIG. 9