



US00D850101S

(12) **United States Design Patent**
Mironski

(10) **Patent No.:** **US D850,101 S**

(45) **Date of Patent:** **** Jun. 4, 2019**

(54) **TACTICAL BELT**

(71) Applicant: **Tomasz Boguslaw Mironski**, Cameron, NC (US)

(72) Inventor: **Tomasz Boguslaw Mironski**, Cameron, NC (US)

(**) Term: **15 Years**

(21) Appl. No.: **29/637,522**

(22) Filed: **Feb. 20, 2018**

(51) **LOC (11) Cl.** **03-01**

(52) **U.S. Cl.**
USPC **D3/224**

(58) **Field of Classification Search**
USPC D3/215, 221, 224, 226, 228; 224/197, 224/236, 242, 660, 664, 587, 931, 682, 224/681, 679, 676, 677, 901.4, 901.6, 224/914; 2/300, 311-312
CPC .. A41F 9/002; A41F 9/025; A45F 5/02; A45F 5/021; A45F 2200/0558; A45F 2200/0566; A45F 2200/0575; A45F 2200/0591; A61F 5/028; F41C 33/02; F41C 33/046; F42B 39/02
See application file for complete search history.

(56) **References Cited**

U.S. PATENT DOCUMENTS

2,596,884 A * 5/1952 Bailen A41F 9/002
2/300
D173,957 S * 2/1955 Lawrence D3/224
3,664,560 A * 5/1972 Perkins F41C 33/00
2/312
D252,695 S * 8/1979 Munz D3/224
5,586,969 A * 12/1996 Yewer, Jr. A61F 5/028
2/311
D543,025 S * 5/2007 Cicione D3/224
D723,265 S * 3/2015 Ford D3/224

9,339,102 B2 * 5/2016 Iosilevich A45F 5/021
D794,949 S * 8/2017 Zimmer D2/627
D835,903 S * 12/2018 Kovac D3/224
2014/0075650 A1 * 3/2014 Garrison A45F 5/021
2/300

OTHER PUBLICATIONS

TacticalGear.com, Condor LCS Cobra Gun Belt, Item #121175-001 (Year: 2019).*

* cited by examiner

Primary Examiner — Catherine R Oliver-Garcia
(74) *Attorney, Agent, or Firm* — Dunlap Bennett & Ludwig PLLC; Brendan E. Squire

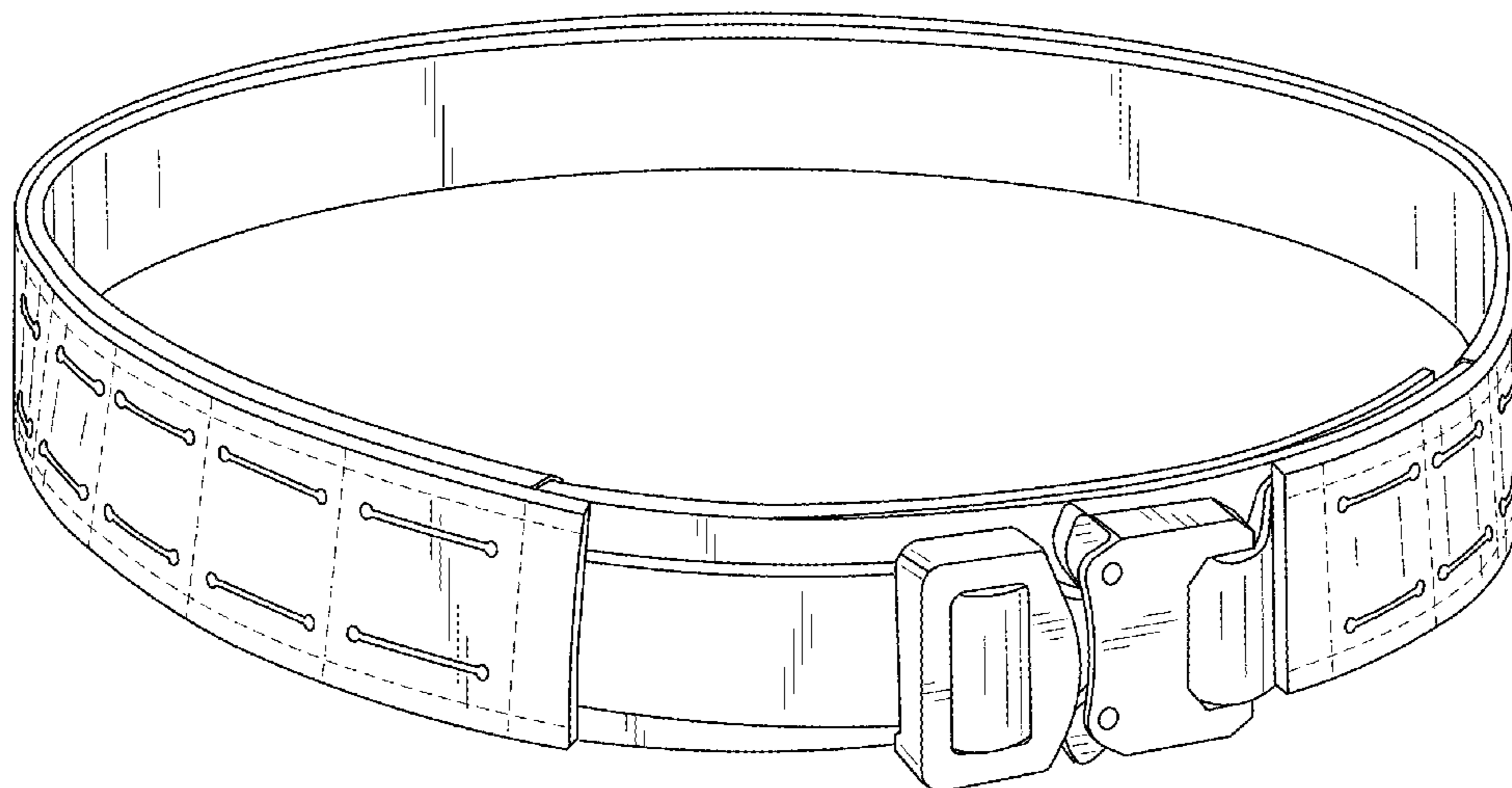
(57) **CLAIM**

The ornamental design for a tactical belt, as shown and described.

DESCRIPTION

FIG. 1 is a front perspective view of the tactical belt showing my new design;
FIG. 2 is a front elevation view thereof;
FIG. 3 is a rear elevation view thereof;
FIG. 4 is a left side elevation view thereof;
FIG. 5 is a right side elevation view thereof;
FIG. 6 is a top plan view thereof;
FIG. 7 is a bottom plan view thereof; and,
FIG. 8 is a rear elevation view thereof in use.
The broken lines shown in the drawings illustrate stitching that form no part of the claimed design.
The broken lines in FIG. 8 showing the tactical belt in use illustrates environment and forms no part of the claim.

1 Claim, 6 Drawing Sheets



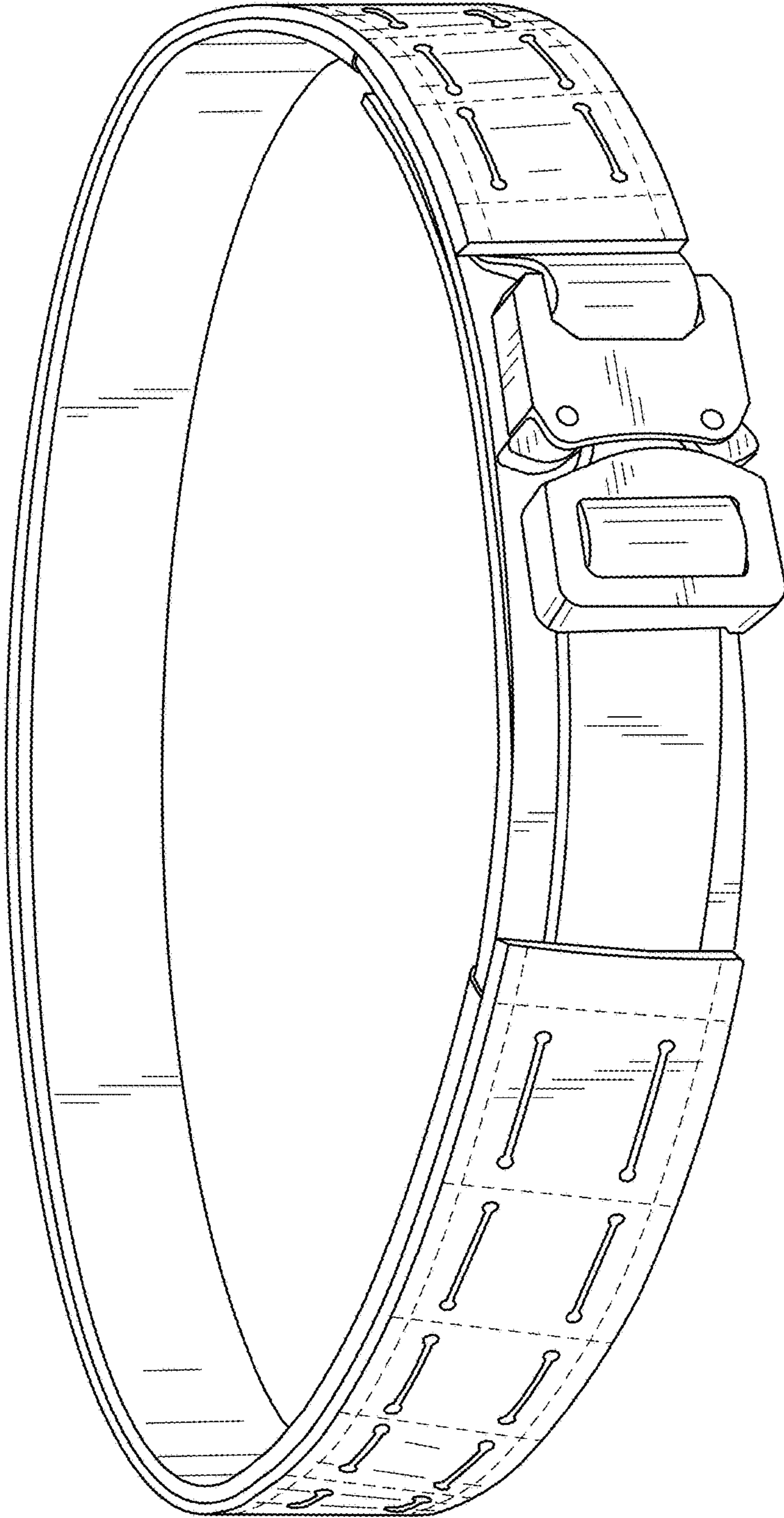


FIG. 1

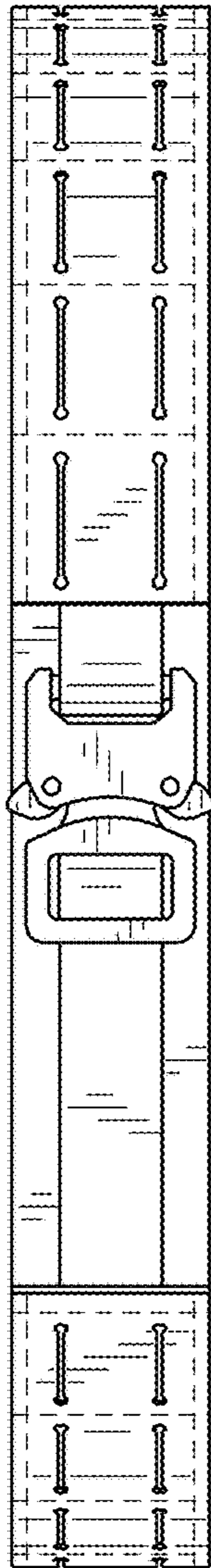


FIG. 2

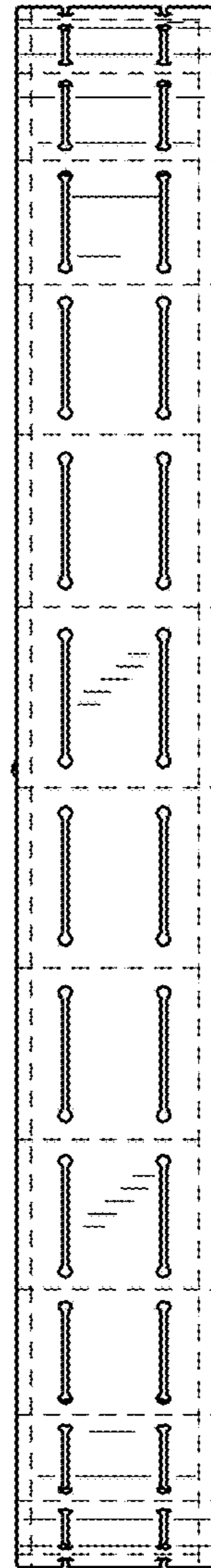


FIG. 3

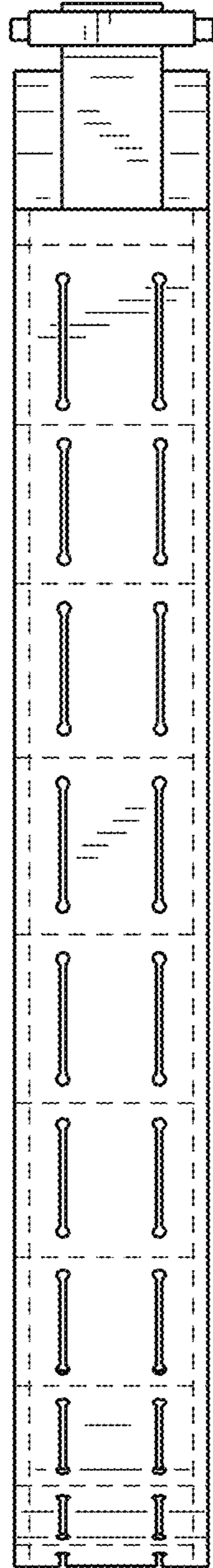


FIG. 4

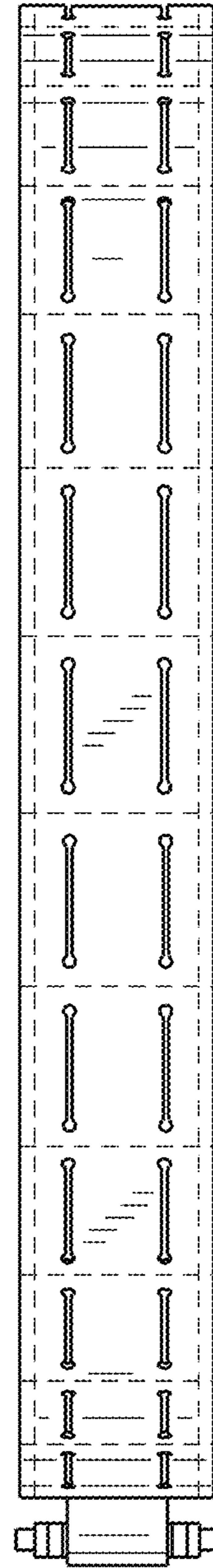


FIG. 5

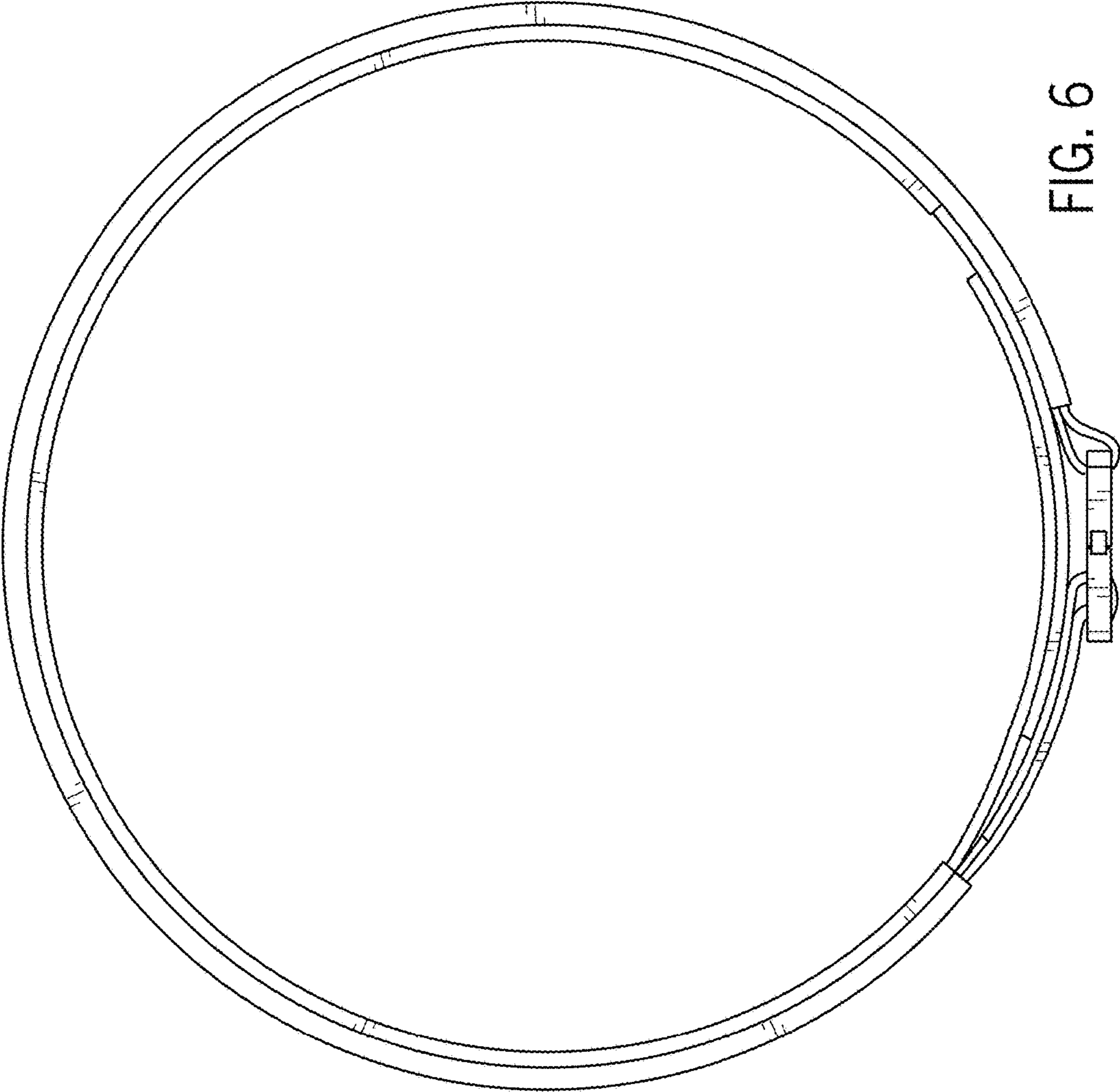


FIG. 6

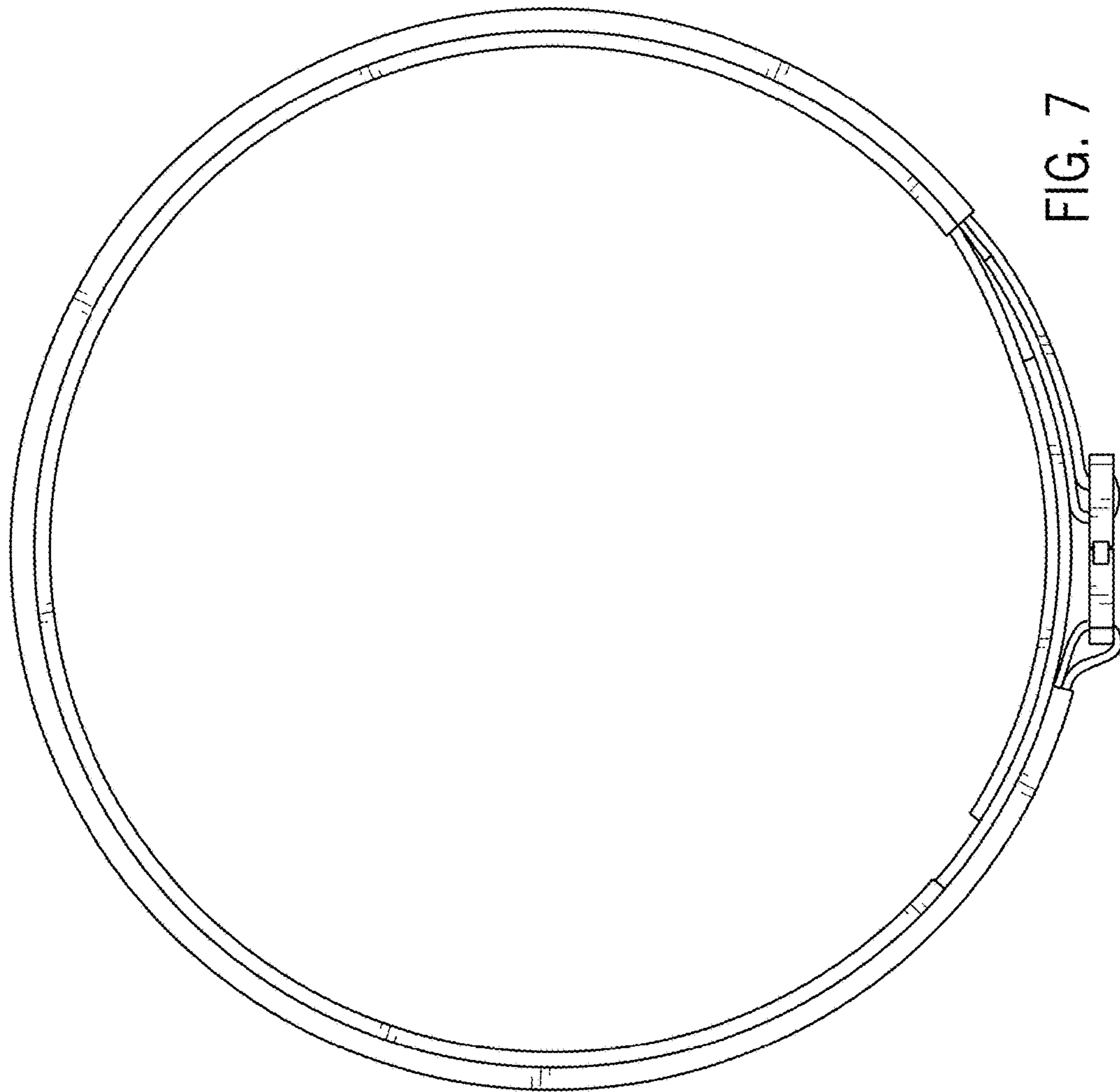


FIG. 7

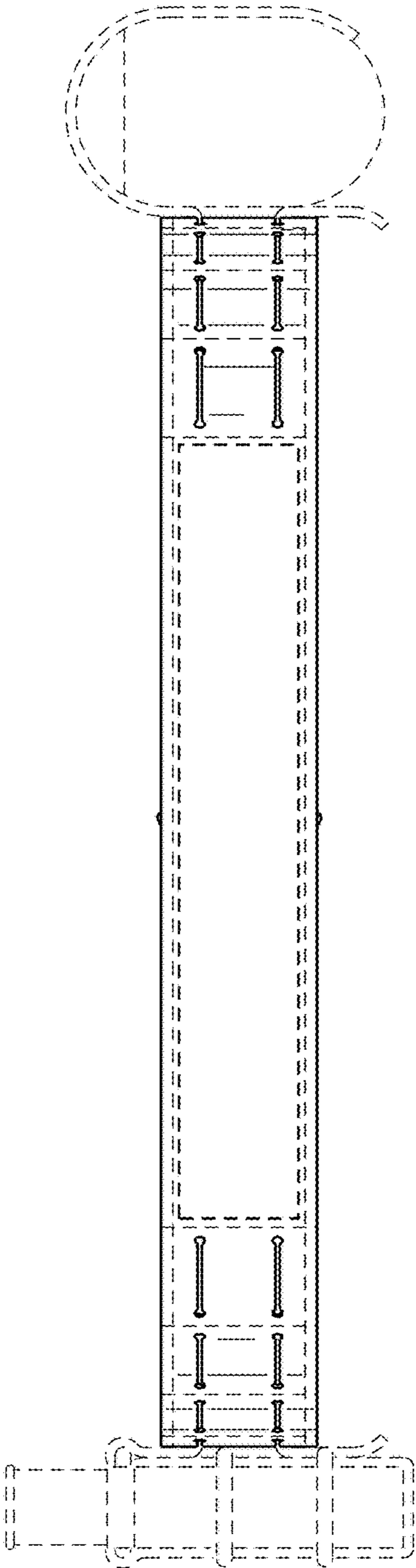


FIG. 8