



US00D850097S

(12) **United States Design Patent** (10) **Patent No.:** **US D850,097 S**  
**Mehregany et al.** (45) **Date of Patent:** **\*\* Jun. 4, 2019**

(54) **PILL DISPENSER**  
(71) Applicant: **QuantaEd, LLC**, San Diego, CA (US)  
(72) Inventors: **Mehran Mehregany**, San Diego, CA (US); **Donald Murray Learmonth**, San Diego, CA (US); **Oliver Ian Yates**, Kent (GB)  
(73) Assignee: **QuantaEd, LLC**, San Diego, CA (US)  
(\*\*) Term: **15 Years**

D663,112 S \* 7/2012 Fulmer Mason ..... D3/203.3  
D679,086 S \* 4/2013 Liguori ..... D3/203.3  
D689,688 S \* 9/2013 Horn ..... D3/203.2  
D694,906 S \* 12/2013 Priebe ..... D24/229  
D736,404 S \* 8/2015 Priebe ..... D24/229  
9,717,654 B2 \* 8/2017 Dickie ..... A61J 7/0481  
9,717,655 B2 \* 8/2017 Nova ..... A61J 7/0481  
2005/0162979 A1 \* 7/2005 Ostergaard ..... A61J 1/035  
368/10  
2009/0283438 A1 \* 11/2009 Bourque ..... A61J 1/03  
206/531  
2010/0147733 A1 \* 6/2010 Pabari ..... A61J 1/03  
206/532

(Continued)

(21) Appl. No.: **29/614,053**  
(22) Filed: **Aug. 15, 2017**  
(51) **LOC (11) Cl.** ..... **03-03**  
(52) **U.S. Cl.**  
USPC ..... **D3/203.3**  
(58) **Field of Classification Search**  
USPC ..... D3/201, 203.1–203.8, 205, 206; D9/420,  
D9/421, 426, 756–760  
CPC A61J 1/03; A61J 1/035; A61J 2200/30; A61J  
2205/70; B65D 75/327; B65D 83/0445  
See application file for complete search history.

*Primary Examiner* — John Windmuller  
*Assistant Examiner* — Steven J Czyz  
(74) *Attorney, Agent, or Firm* — Kaplan Breyer Schwarz,  
LLP

(57) **CLAIM**

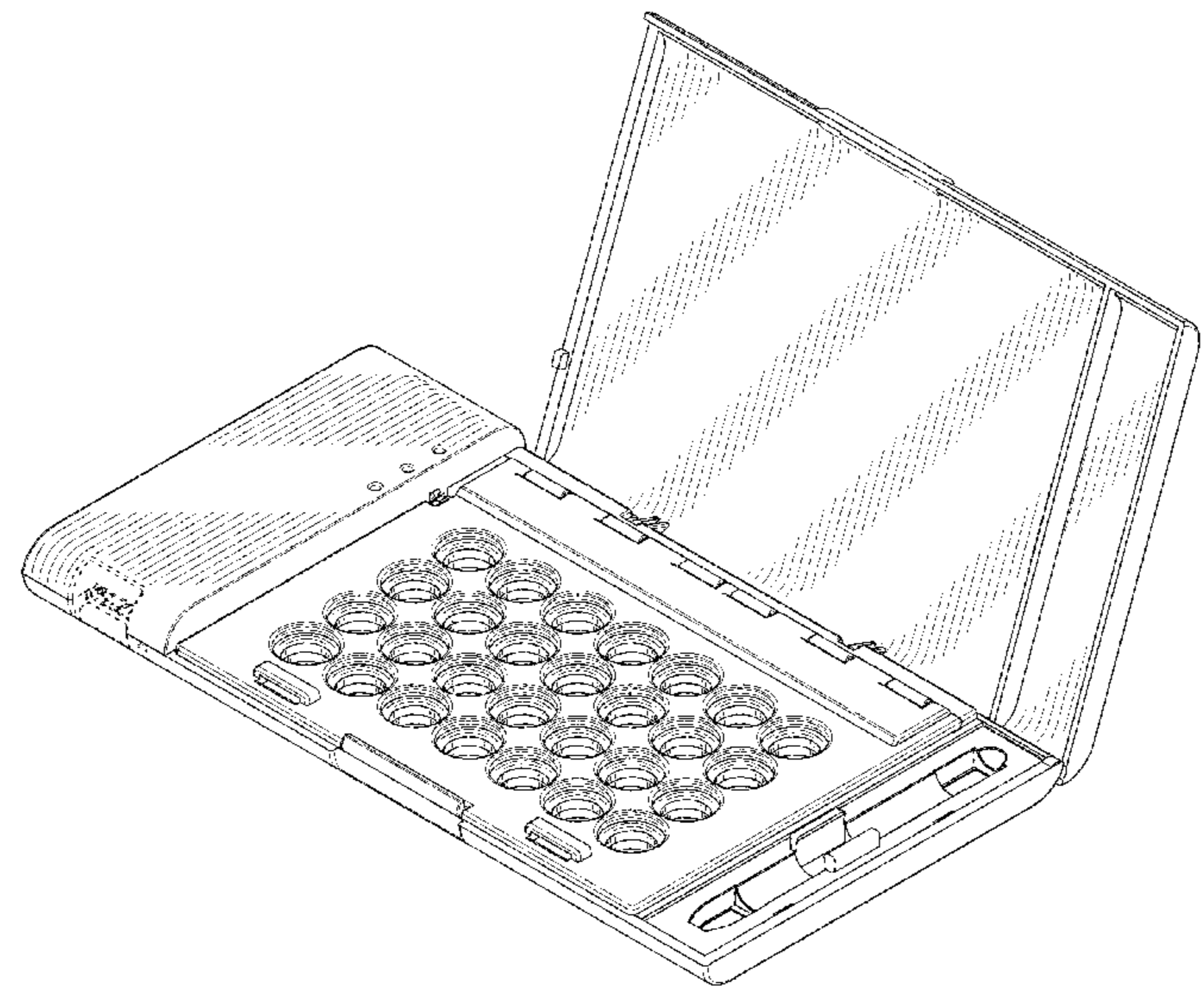
The ornamental design for a pill dispenser, as shown and described.

**DESCRIPTION**

FIG. 1 is a top front perspective view of a pill dispenser showing our new design;  
FIG. 2 is a bottom front perspective view thereof;  
FIG. 3 is a front elevation view thereof;  
FIG. 4 is a rear elevation view thereof;  
FIG. 5 is a left side elevation view thereof;  
FIG. 6 is a right side elevation view thereof;  
FIG. 7 is a top side elevation view thereof;  
FIG. 8 is a bottom side elevation view thereof; and,  
FIG. 9 is a perspective view of the pill dispenser thereof, with the receiver shown in an opened position prior to receiving pills or a blister card with pills.  
The broken lines depict portions of the article that form no part of the claimed design.

(56) **References Cited**  
U.S. PATENT DOCUMENTS  
D275,833 S \* 10/1984 Malpass ..... D3/203.3  
D324,819 S \* 3/1992 Eisenberg ..... D24/229  
D339,742 S \* 9/1993 Walchek, Jr. .... D3/203.3  
5,267,650 A \* 12/1993 Gilbilisco ..... A61J 1/03  
206/534  
D358,546 S \* 5/1995 Walchek, Jr. .... D3/203.3  
D358,762 S \* 5/1995 Walchek, Jr. .... D3/203.3  
5,412,372 A \* 5/1995 Parkhurst ..... A61J 7/0481  
221/15  
D399,134 S \* 10/1998 Lidle, Jr. .... D9/757  
D411,445 S \* 6/1999 Anderson ..... D3/203.3  
D414,106 S \* 9/1999 Anderson ..... D3/203.3  
D541,039 S \* 4/2007 Stugelmeyer ..... D3/203.3

**1 Claim, 8 Drawing Sheets**



(56)

**References Cited**

U.S. PATENT DOCUMENTS

2016/0158109 A1\* 6/2016 Nova ..... G06F 19/3462  
206/534  
2017/0294105 A1\* 10/2017 Mehregany ..... A61J 1/035  
2018/0044060 A1\* 2/2018 Leahy ..... B65D 25/10

\* cited by examiner

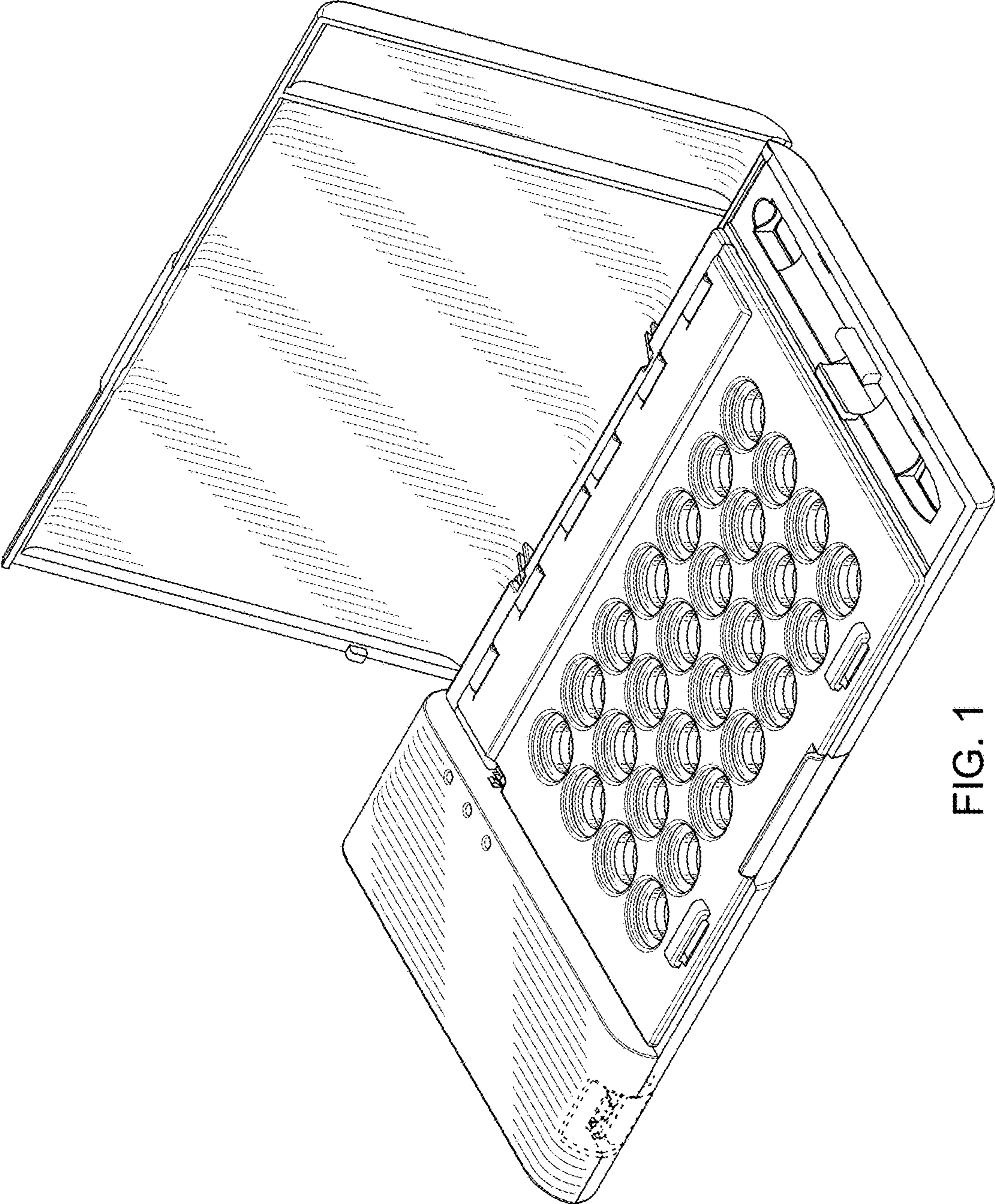


FIG. 1



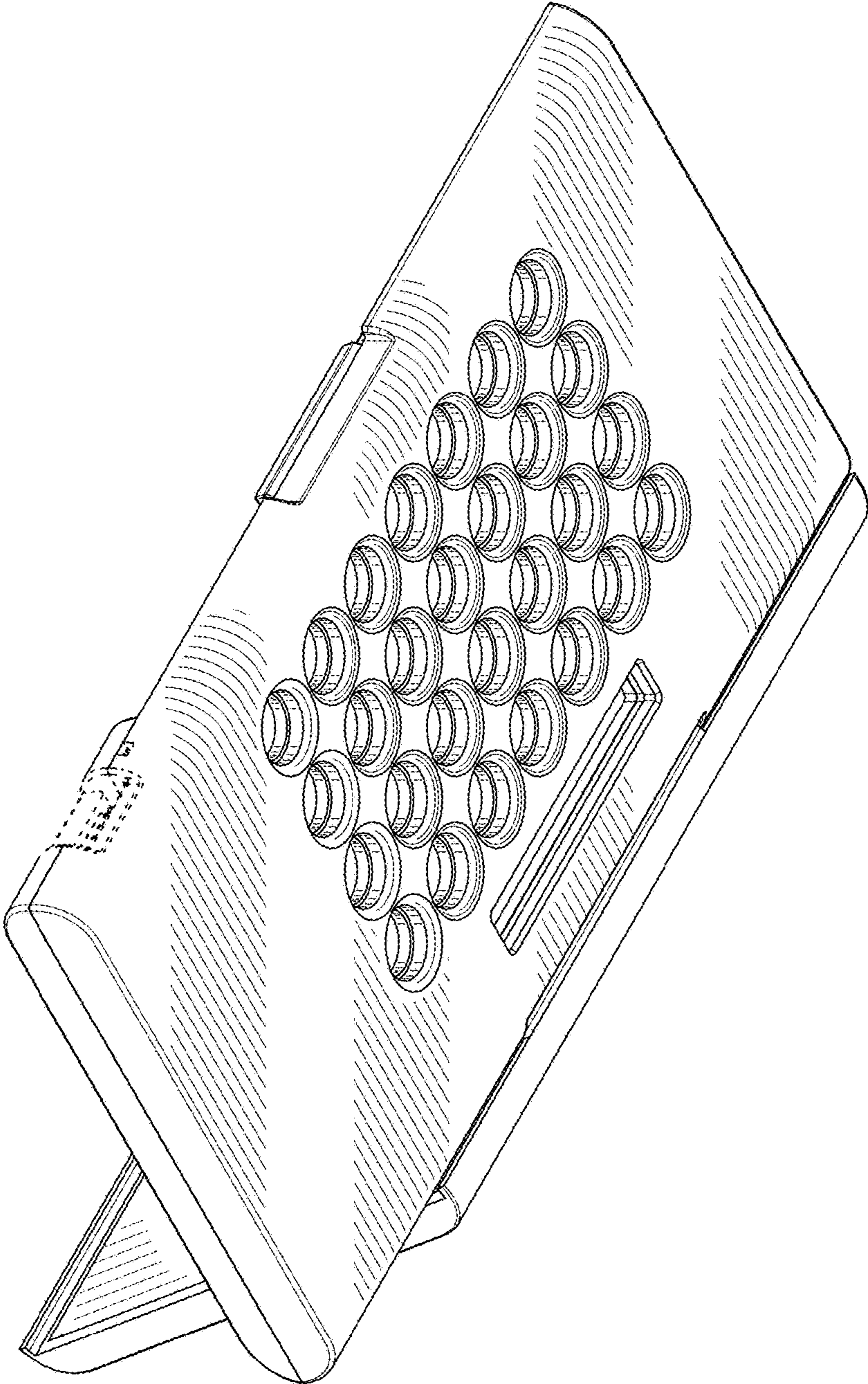


FIG. 2

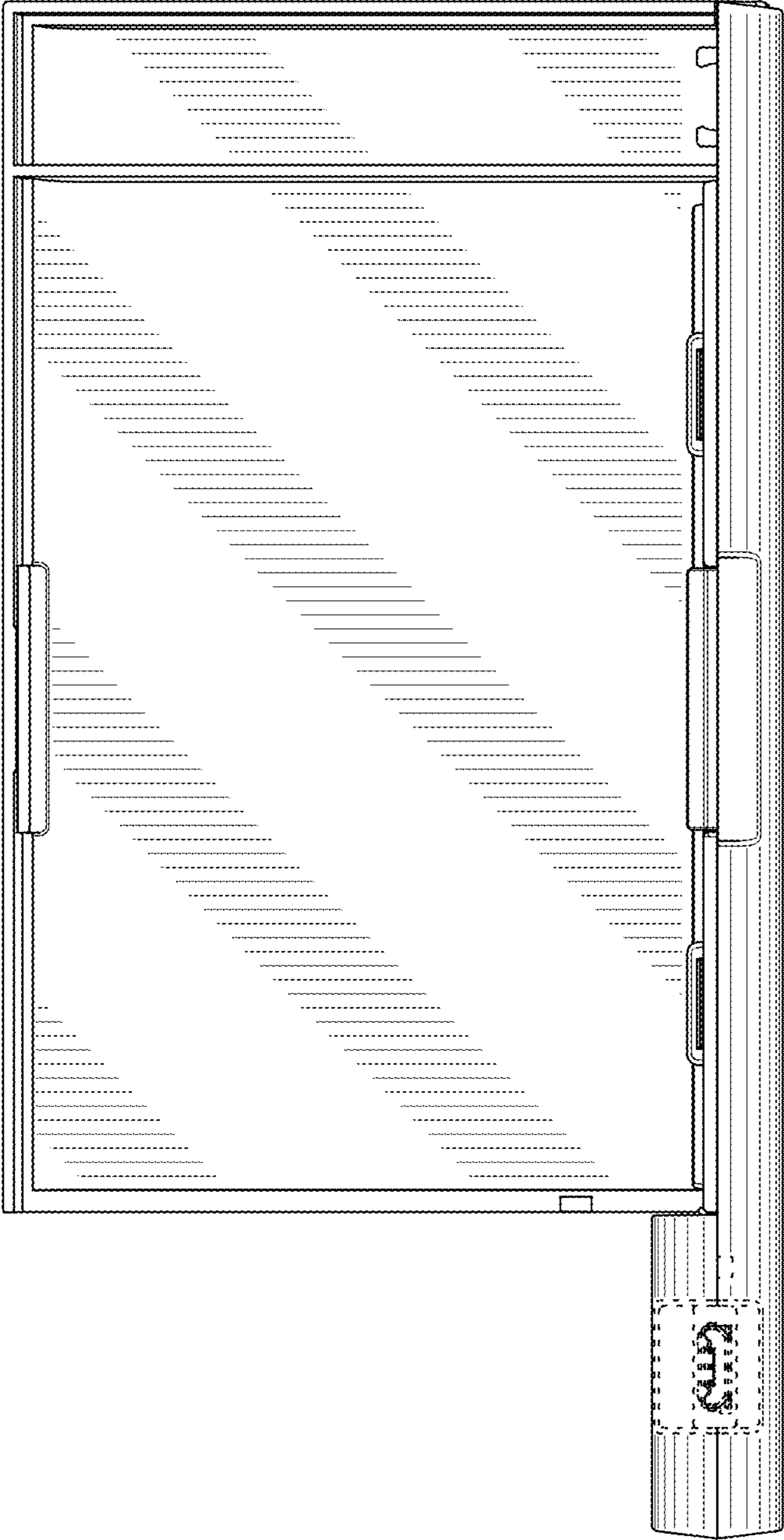


FIG. 3




FIG. 4

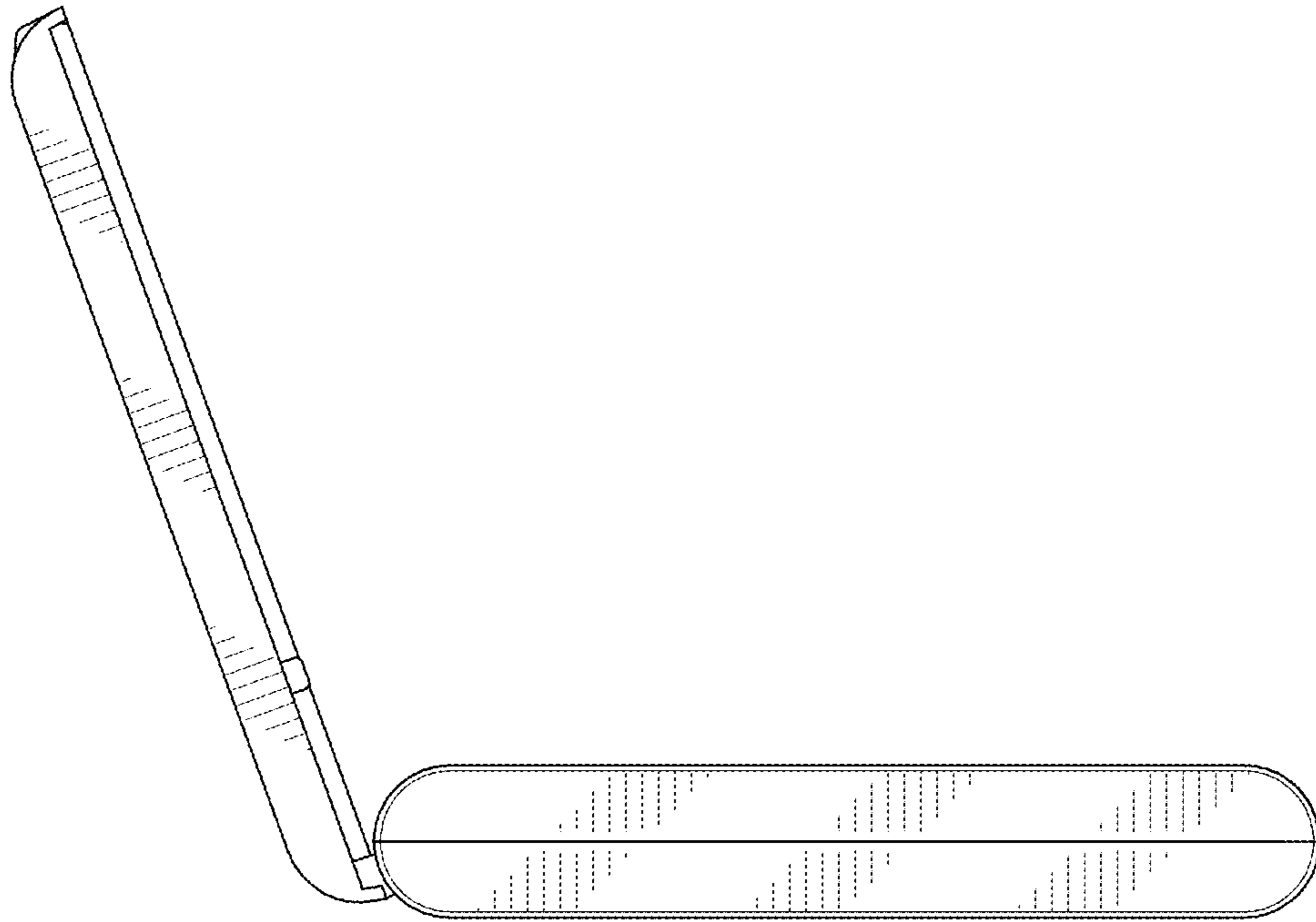


FIG. 5

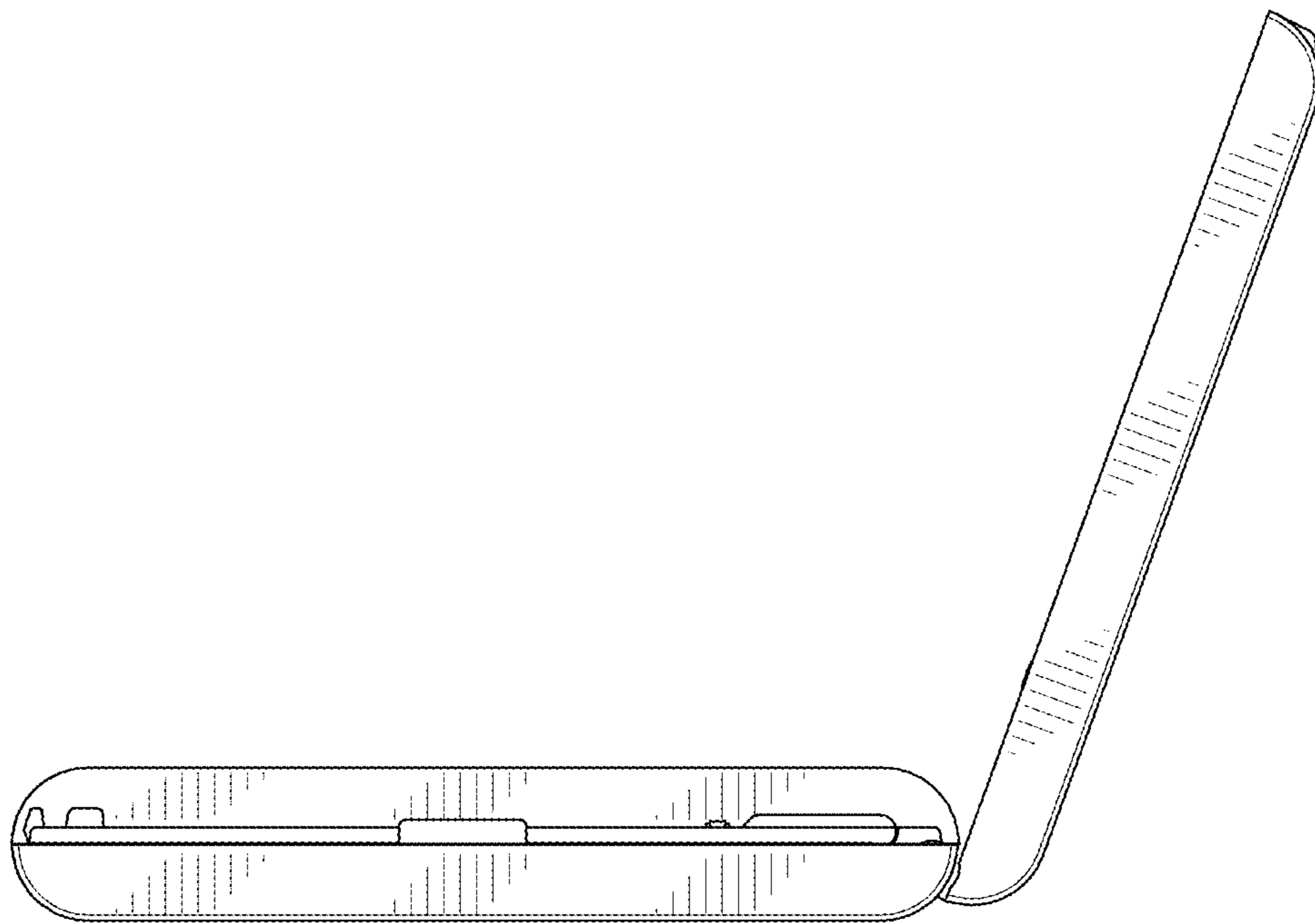


FIG. 6



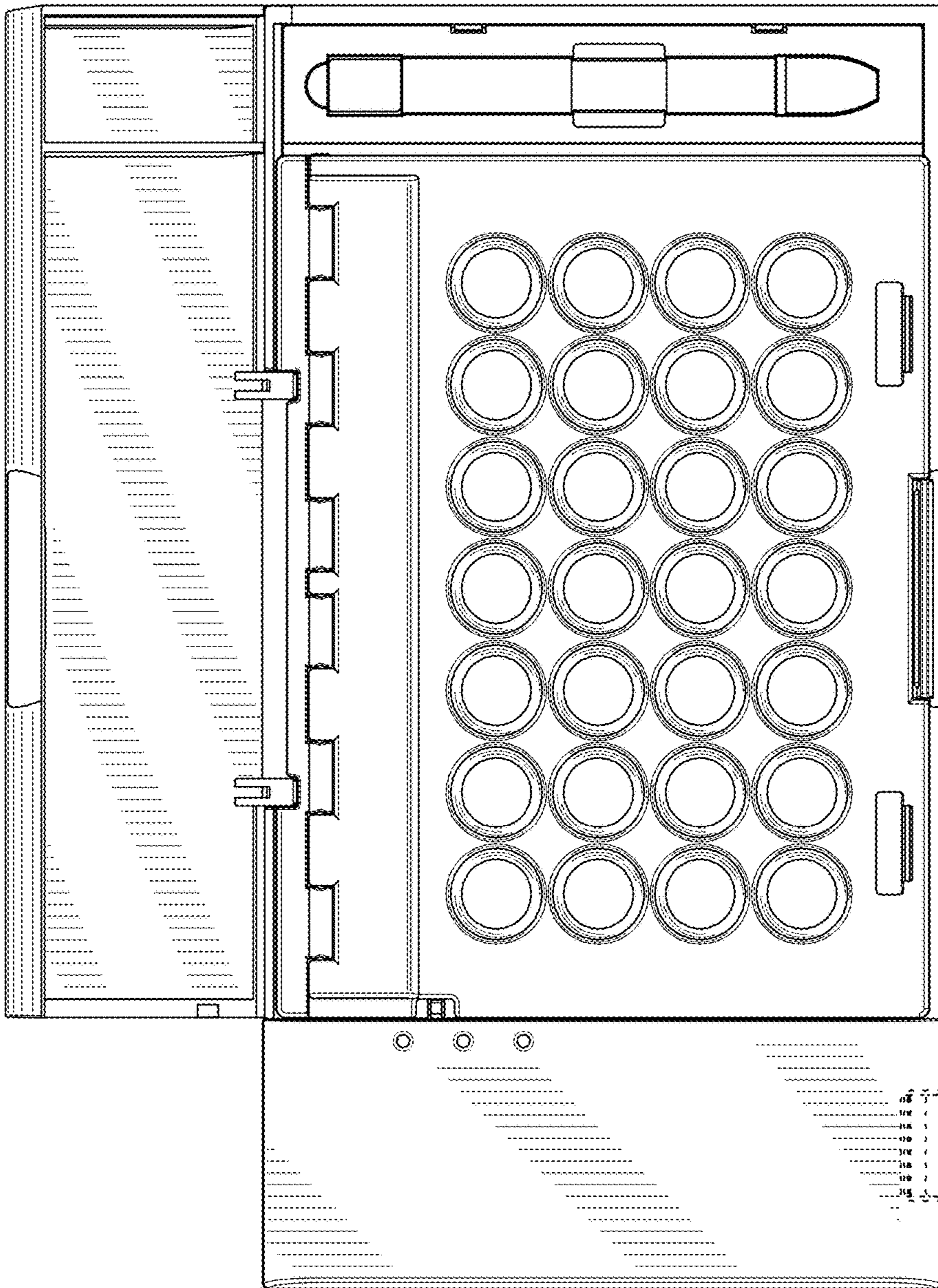


FIG. 7



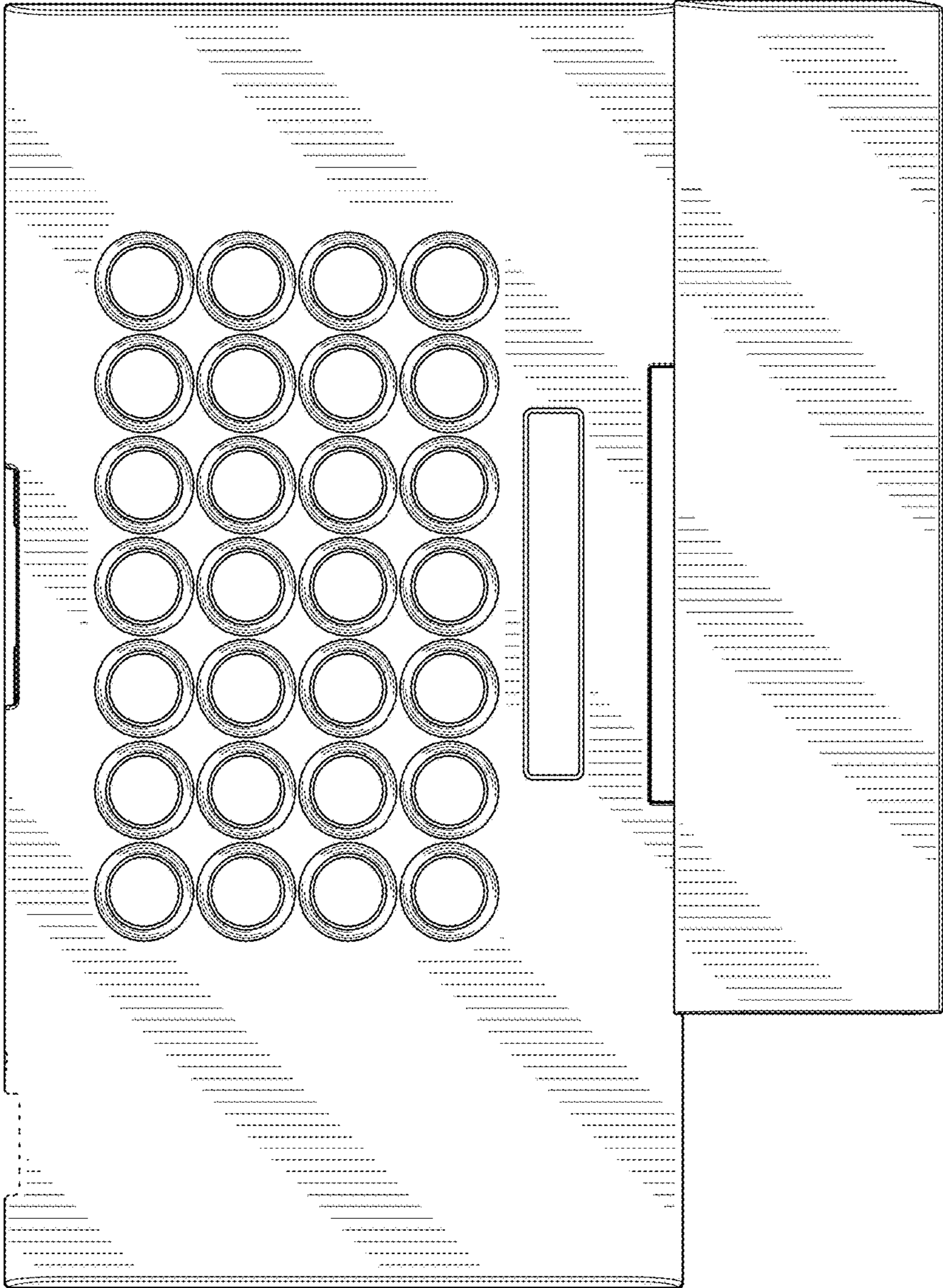


FIG. 8

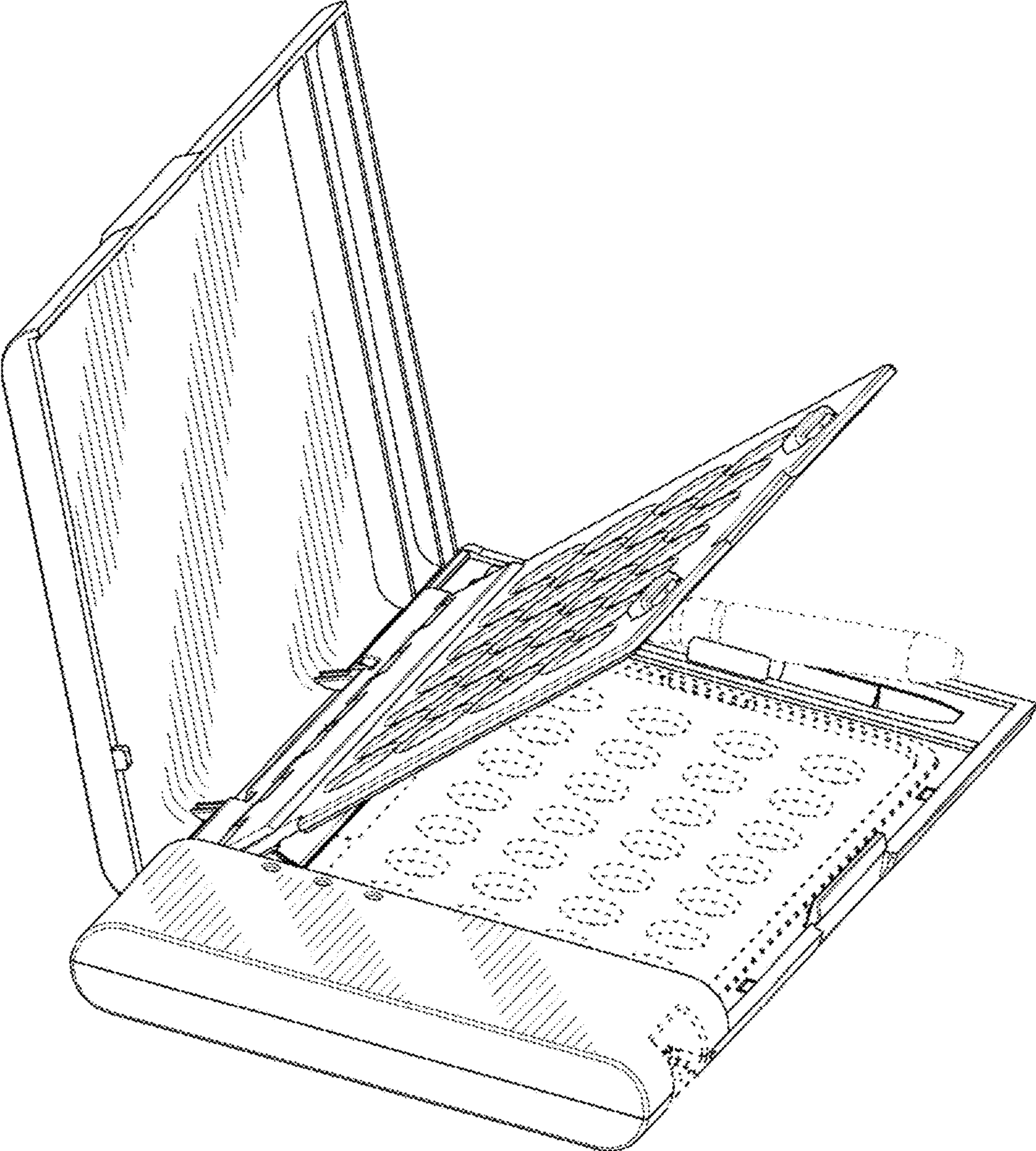


FIG. 9