



US00D850092S

(12) **United States Design Patent** (10) **Patent No.:** **US D850,092 S**
Rosenblum (45) **Date of Patent:** **** Jun. 4, 2019**

(54) **SHOELACE ORNAMENT**
(71) Applicant: **Steve Joseph Rosenblum**, Aberdeen (HK)
(72) Inventor: **Steve Joseph Rosenblum**, Aberdeen (HK)
(**) Term: **15 Years**
(21) Appl. No.: **29/669,507**
(22) Filed: **Nov. 8, 2018**

Related U.S. Application Data

(62) Division of application No. 29/666,539, filed on Oct. 13, 2018.
(51) **LOC (11) Cl.** **02-07**
(52) **U.S. Cl.**
USPC **D2/976**
(58) **Field of Classification Search**
USPC D2/896, 946, 976, 624, 625, 627, 639,
D2/943; D11/200, 222, 26
CPC A43B 1/00; A43B 3/00; A43B 3/12; A43B
7/14; A43B 7/1405; A43B 7/141; A43B
7/1415; A43B 7/142; A43B 7/143; A43B
7/1445; A43B 7/1475; A43B 7/32; A43B
23/24
See application file for complete search history.

(56) **References Cited**

U.S. PATENT DOCUMENTS

2,233,544 A * 3/1941 McKinley A43B 1/0036
359/519
4,254,566 A * 3/1981 Haskell G09F 3/04
40/636
6,188,324 B1 * 2/2001 Meschkow A43B 3/0021
340/573.1

D460,612 S * 7/2002 Duffy D2/976
D460,857 S * 7/2002 Milroy D2/976
D554,847 S * 11/2007 Schmelzer D2/946
D579,194 S * 10/2008 Caylor D2/946
D665,983 S * 8/2012 El D2/976
D665,988 S * 8/2012 El D2/976
D677,045 S * 3/2013 Voskuil D2/946
D680,317 S * 4/2013 Voskuil D2/946
D826,541 S * 8/2018 Morrison D2/976
2008/0086917 A1 * 4/2008 Carrillo A43B 3/0078
36/136

* cited by examiner

Primary Examiner — Elizabeth J Oswecki
(74) *Attorney, Agent, or Firm* — QuickPatents, LLC;
Kevin Prince

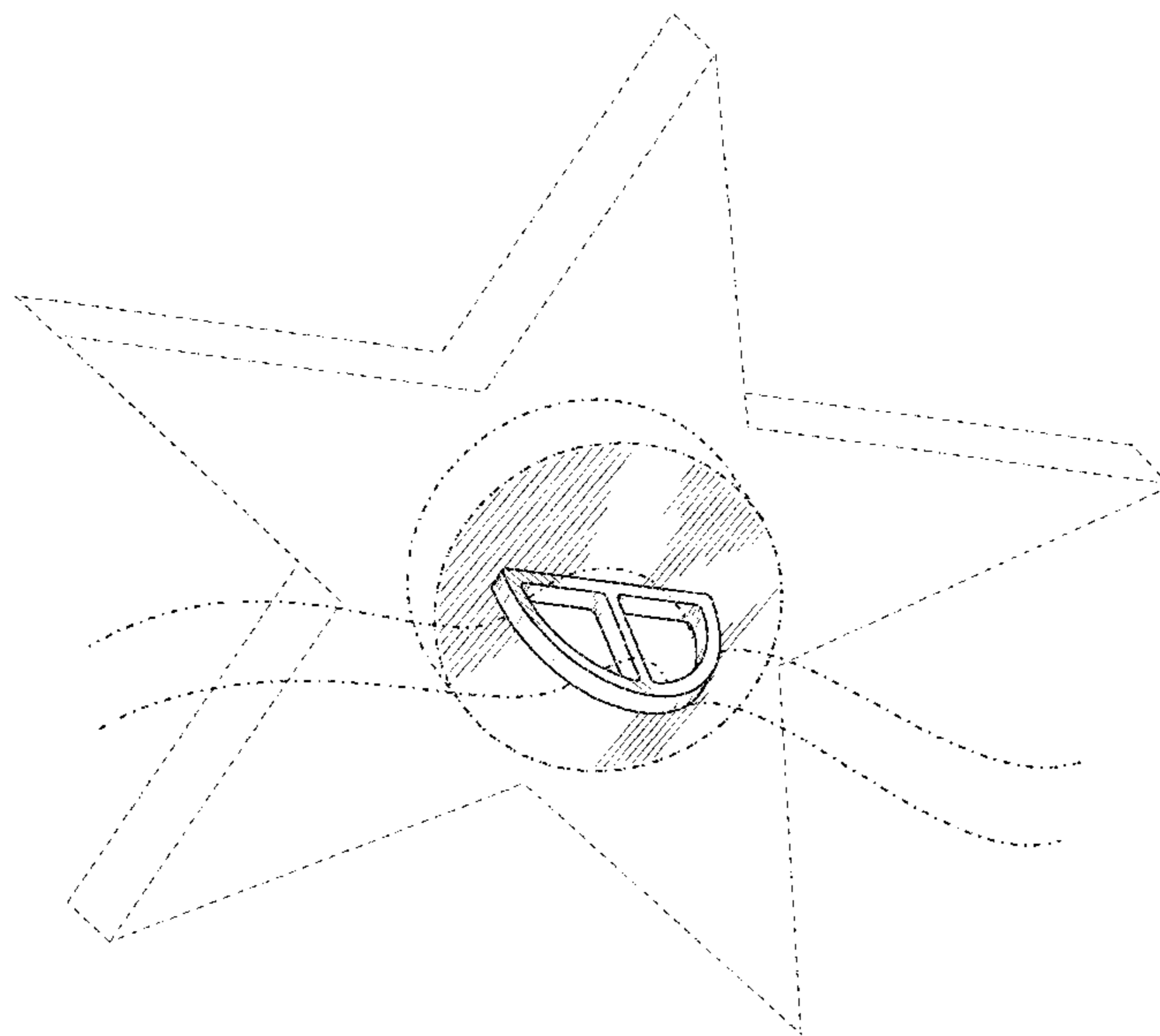
(57) **CLAIM**

The ornamental design for a shoelace ornament, as shown and described.

DESCRIPTION

FIG. 1 is a perspective view of a shoelace ornament, showing my new design, shown in a used condition attached to a star and shoelace shown in broken lines;
FIG. 2 is a rear elevational view thereof, shown in an unused condition;
FIG. 3 is a front elevational view thereof;
FIG. 4 is a left side elevational view thereof, the right side elevational view being a mirror image thereof; and,
FIG. 5 is a top plan view thereof, the bottom plan view being a mirror image thereof.
The broken lines showing a shoelace and star in FIG. 1 depict environmental subject matter and form no part of the claimed design. The dashed-dot lines adjacent to the shaded area represent the boundary lines of the claimed design.

1 Claim, 3 Drawing Sheets



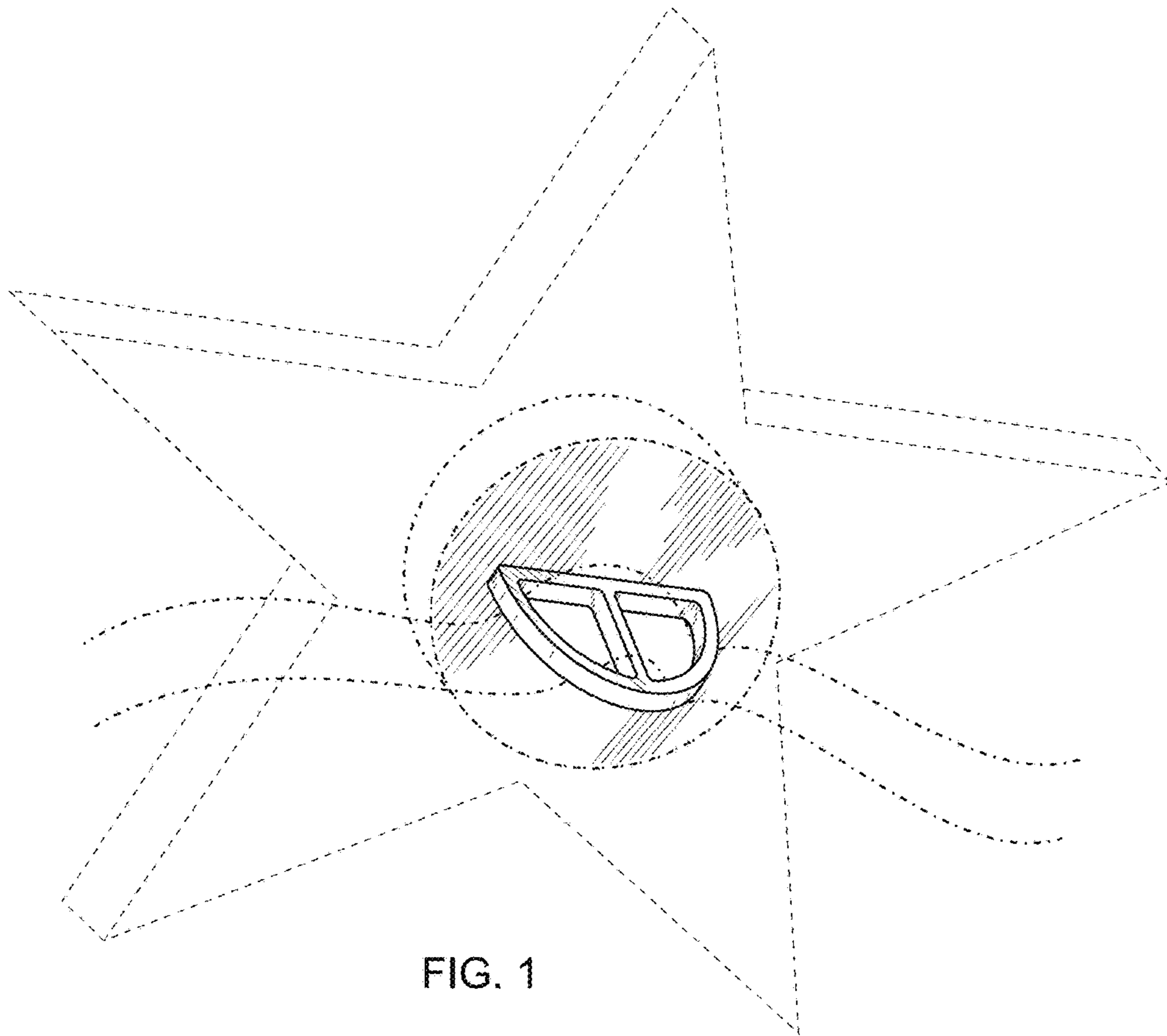


FIG. 1

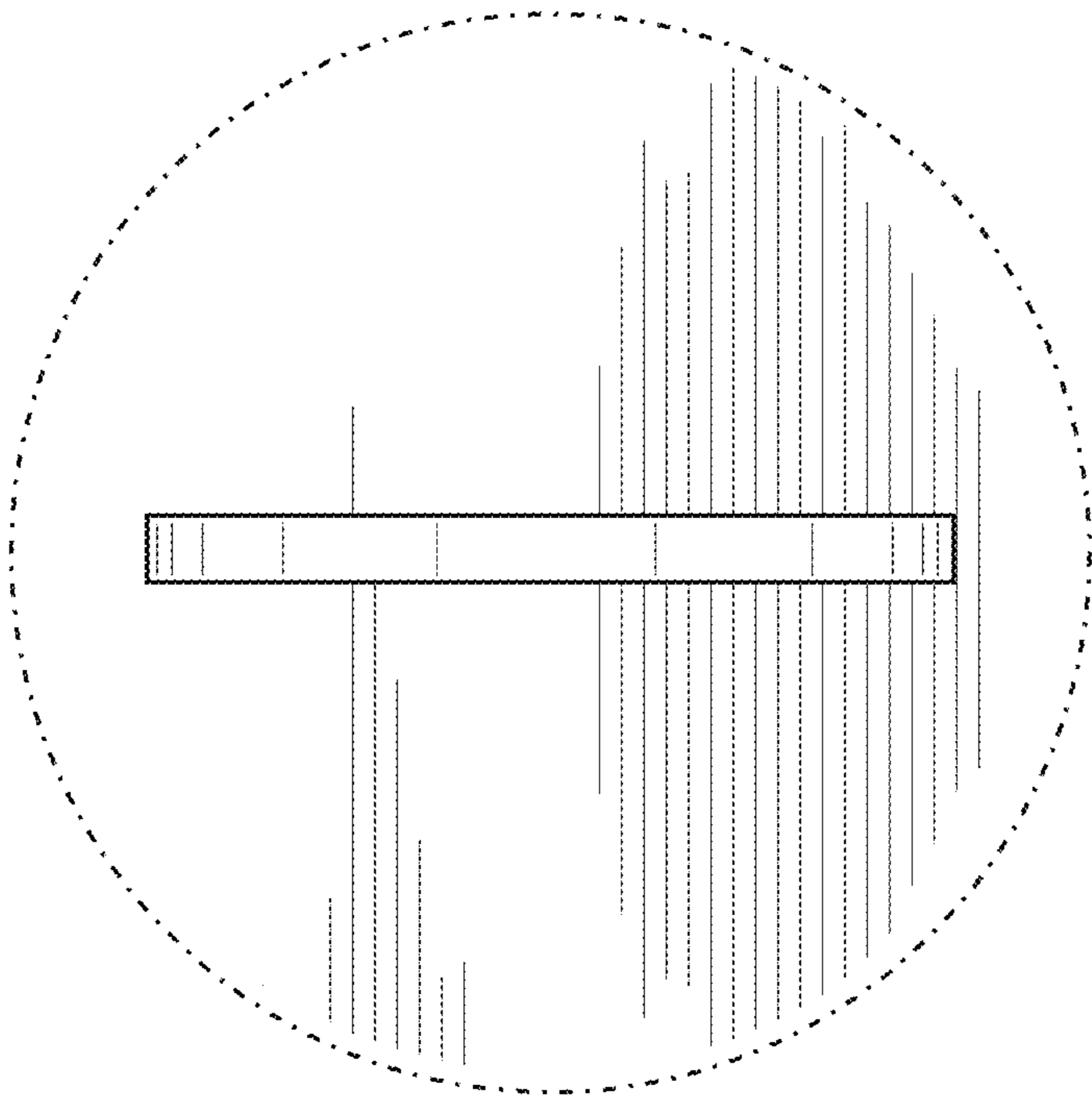


FIG. 2

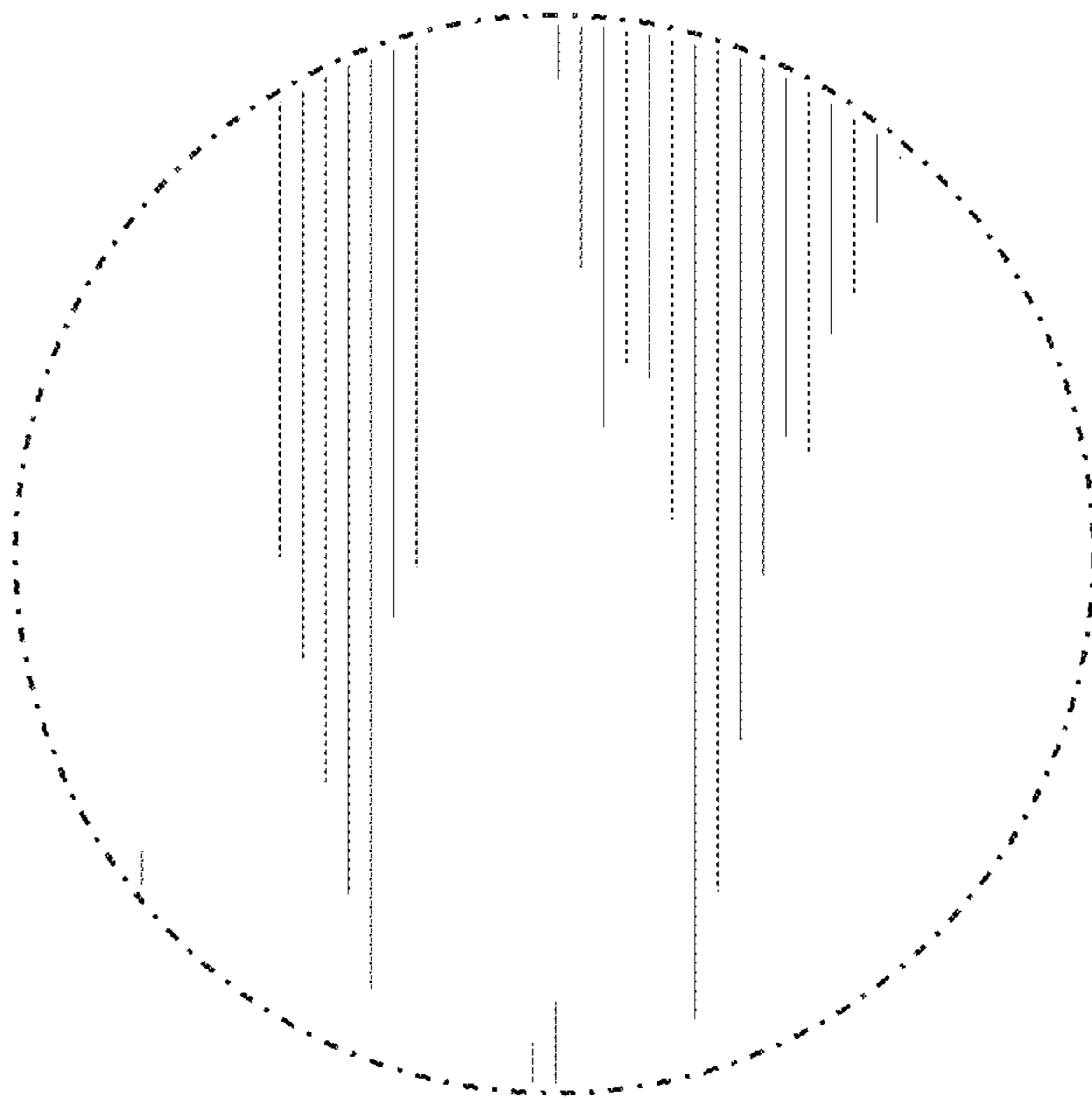


FIG. 3

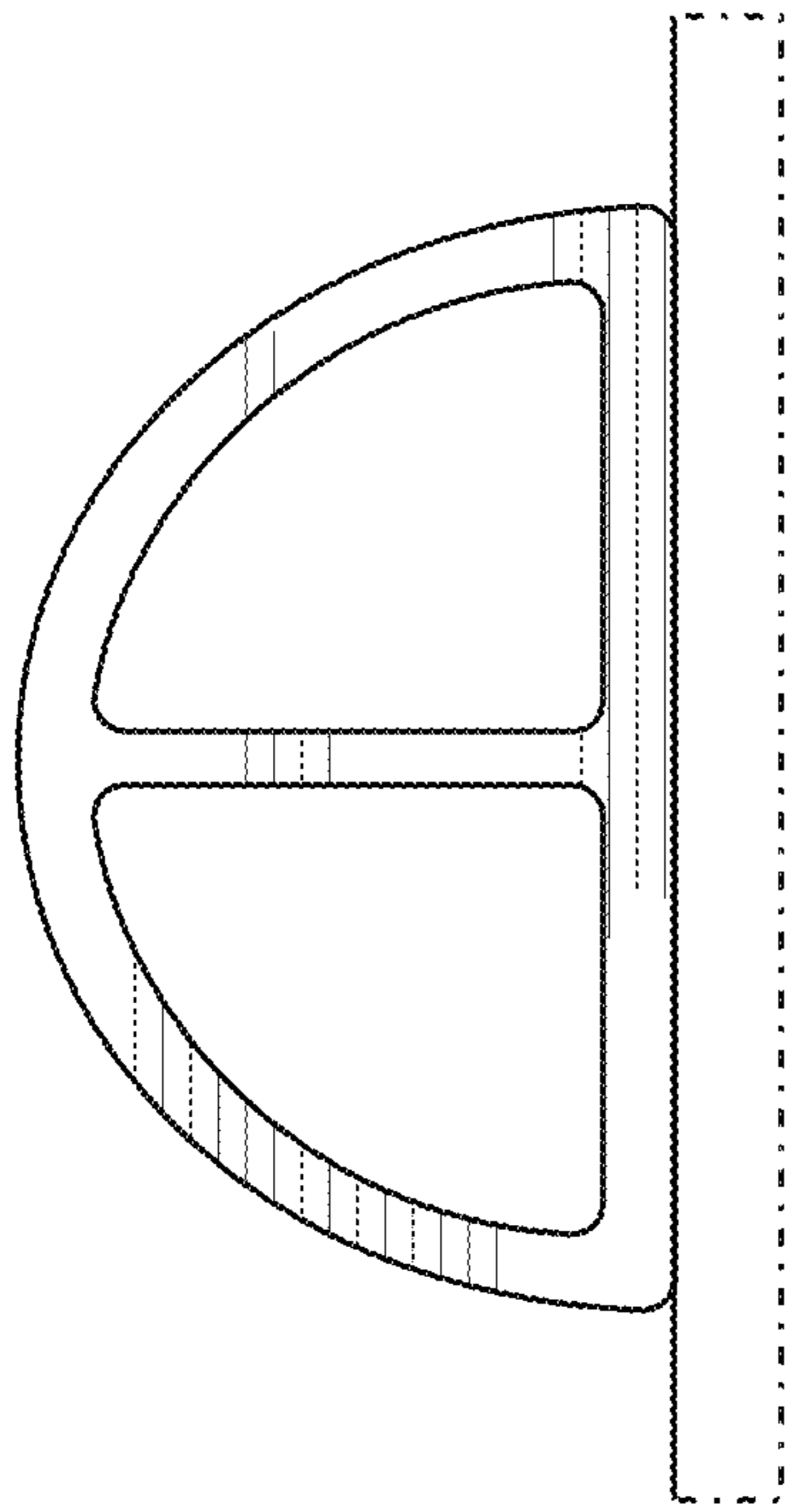


FIG. 4

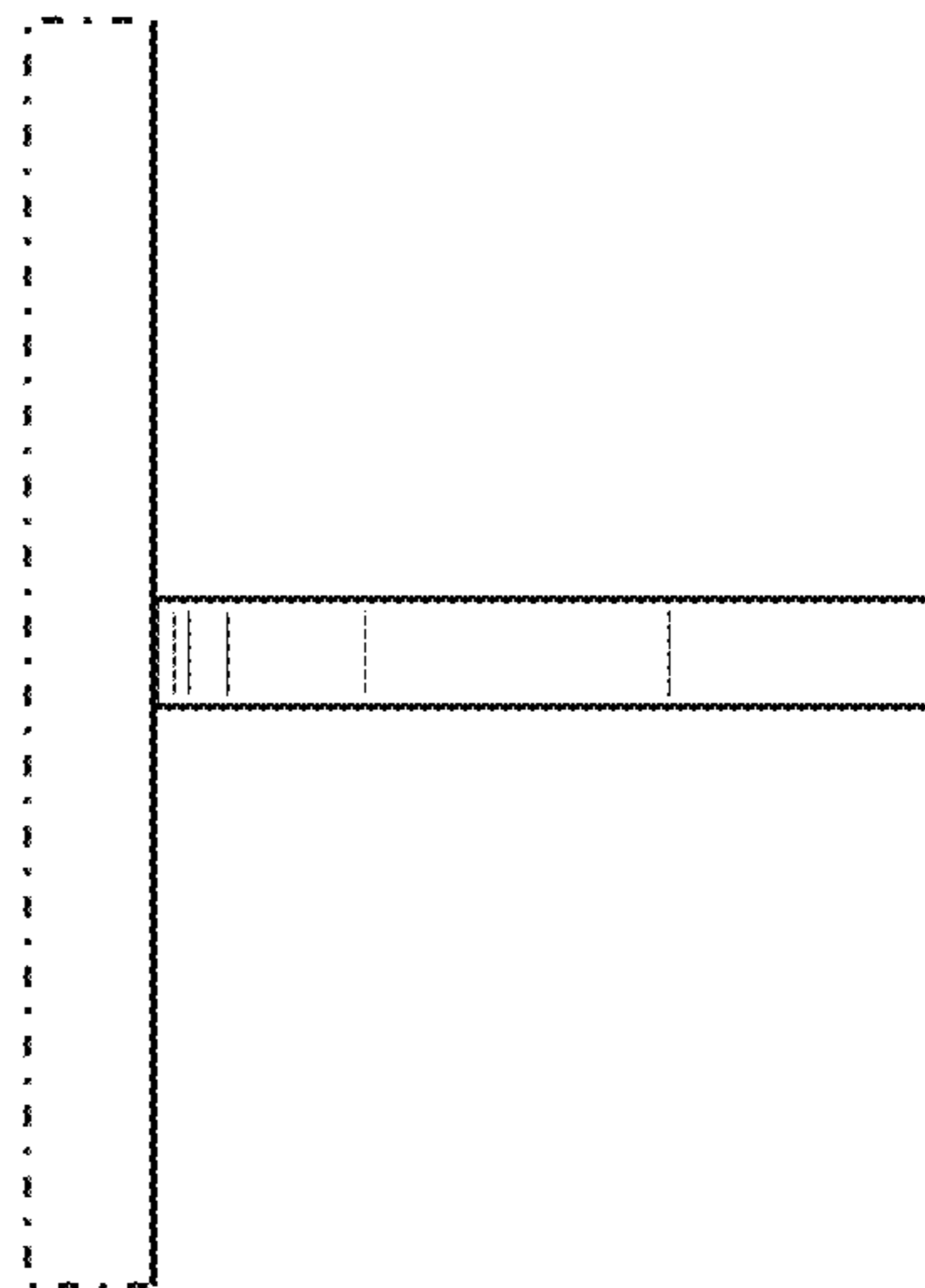


FIG. 5