



US00D850089S

(12) **United States Design Patent**
Shyllon

(10) **Patent No.:** **US D850,089 S**

(45) **Date of Patent:** **** Jun. 4, 2019**

- (54) **SHOE**
- (71) Applicant: **NIKE, Inc.**, Beaverton, OR (US)
- (72) Inventor: **Tamimu A. Shyllon**, Portland, OR (US)
- (73) Assignee: **NIKE, Inc.**, Beaverton, OR (US)
- (**) Term: **15 Years**

- (21) Appl. No.: **29/644,675**
- (22) Filed: **Apr. 19, 2018**

Related U.S. Application Data

- (62) Division of application No. 29/564,901, filed on May 16, 2016, now Pat. No. Des. 824,147.

- (51) **LOC (11) Cl.** **02-04**
- (52) **U.S. Cl.**
USPC **D2/972**

- (58) **Field of Classification Search**
USPC D2/902, 906-908, 944, 946, 969,
D2/972-974, 954, 959, 960, 957, 952
CPC ... A43B 13/181; A43B 13/141; A43B 13/186;
A43B 13/188; A43B 23/00; A43B 23/02;
A43B 5/00; A43B 23/26; A43B 1/04;
A43B 7/00; A43C 1/00; A43C 11/00
See application file for complete search history.

(56) **References Cited**

U.S. PATENT DOCUMENTS

- D121,357 S * 7/1940 Lubarsky D5/47
- D639,543 S * 6/2011 Lamont D2/907

- D707,947 S * 7/2014 Seamarks D2/972
- D719,337 S * 12/2014 Miner D2/972
- D737,041 S * 8/2015 Raasch D2/972
- D743,686 S * 11/2015 Caron D2/972
- D783,999 S * 4/2017 Young D2/972
- D794,304 S * 8/2017 Nethongkome D2/972
- D802,905 S * 11/2017 Chang D2/972
- D807,012 S * 1/2018 Shyllon D2/972

* cited by examiner

Primary Examiner — Garth Rademaker

Assistant Examiner — Laura H Yu

(74) *Attorney, Agent, or Firm* — Shook, Hardy & Bacon, L.L.P.

(57) **CLAIM**

The ornamental design for a shoe, as shown and described.

DESCRIPTION

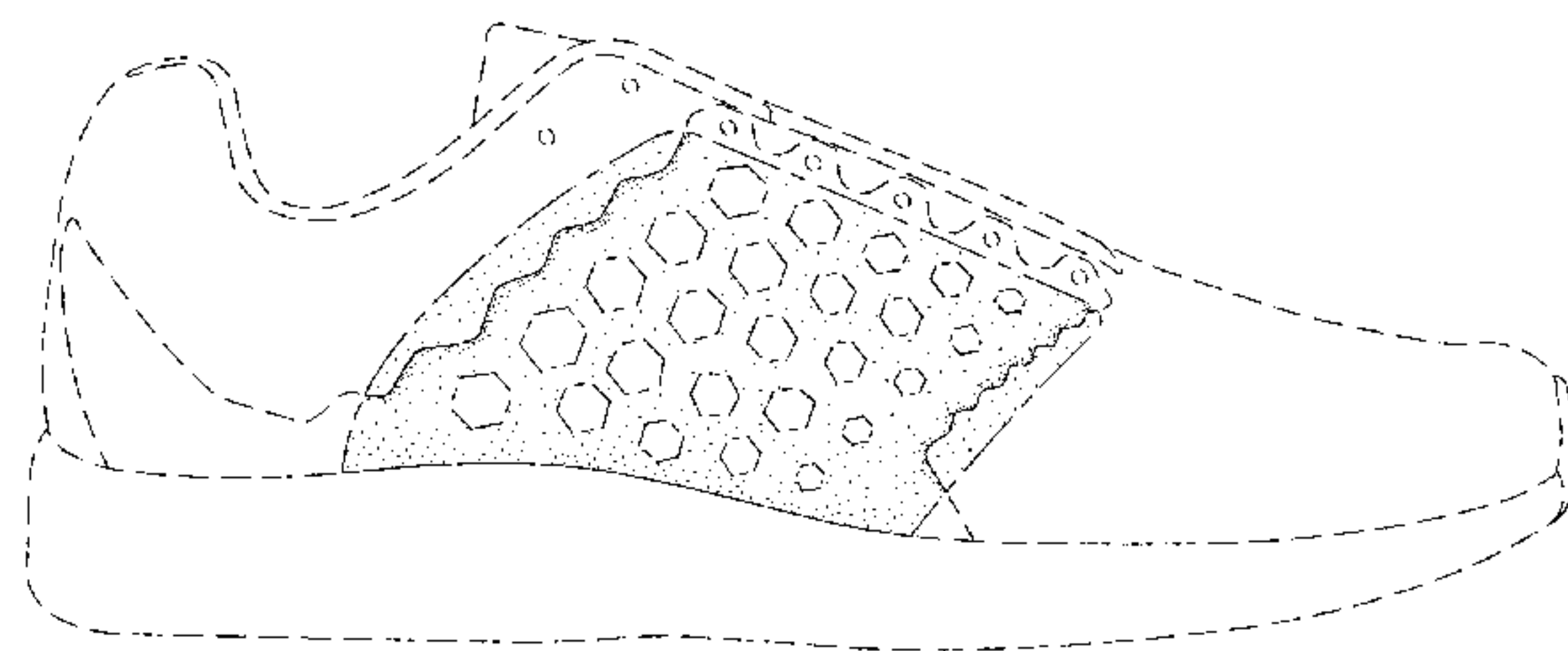
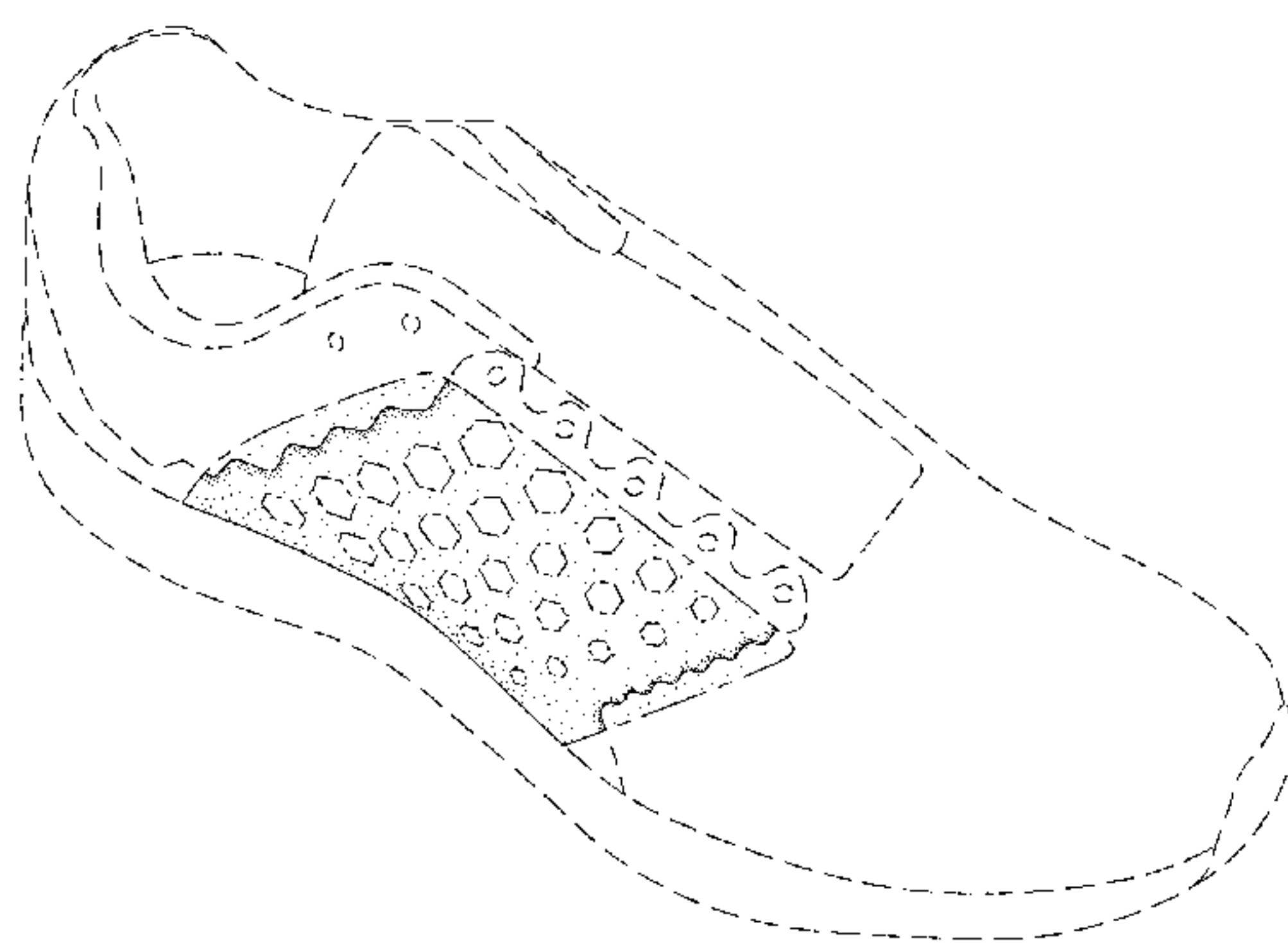
FIG. 1 is a first side perspective view of a shoe showing my design;

FIG. 2 is a second side perspective view thereof; and,

FIG. 3 is a side view thereof.

The even-length broken lines are directed to environment, represent unclaimed subject matter, and form no part of the claimed design. The long-and-short-dash broken lines, including the long-and-short-dash broken lines shaped as hexagonal elements, designate boundaries that form no part of the claimed design.

1 Claim, 3 Drawing Sheets



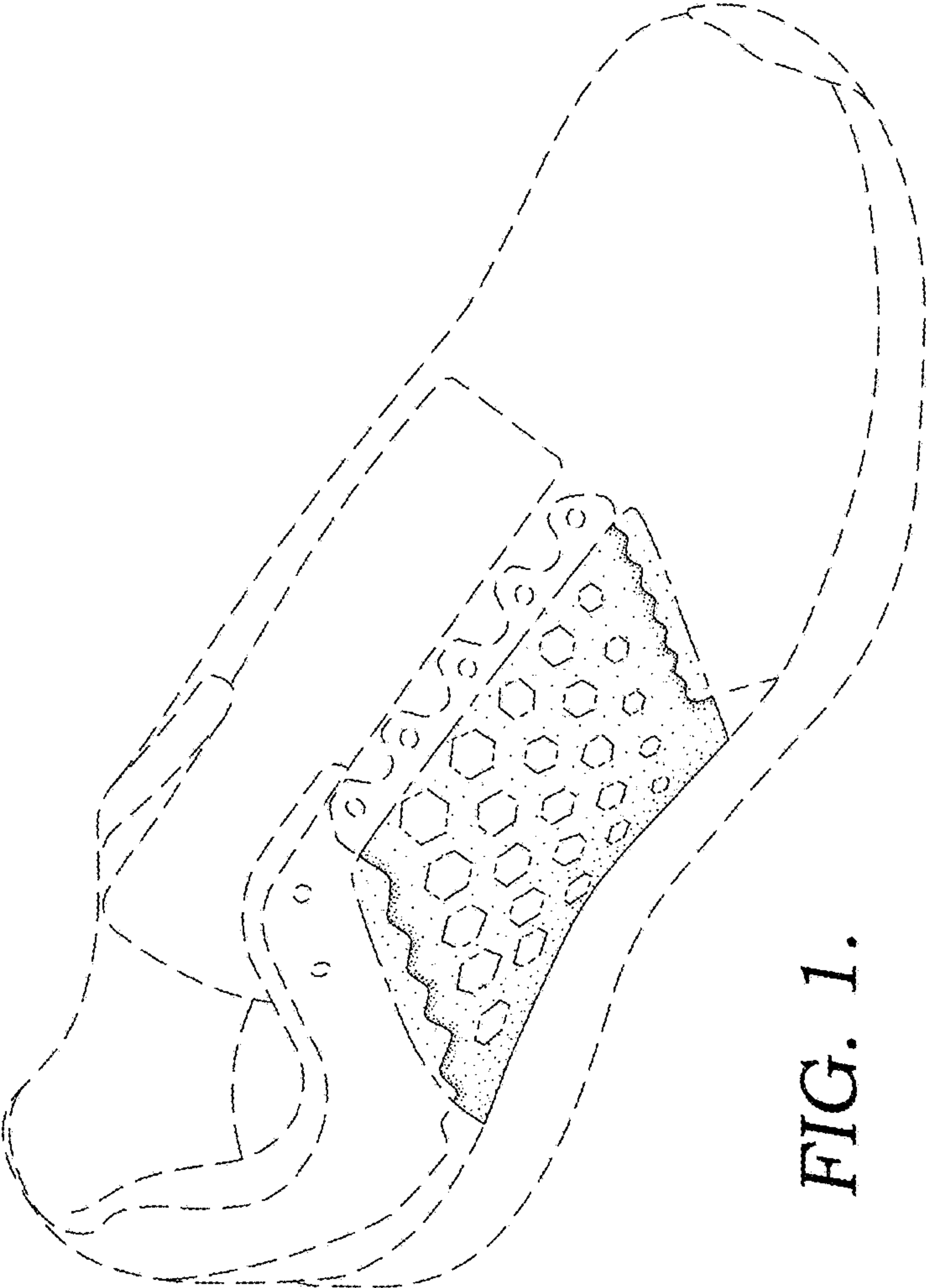


FIG. 1.

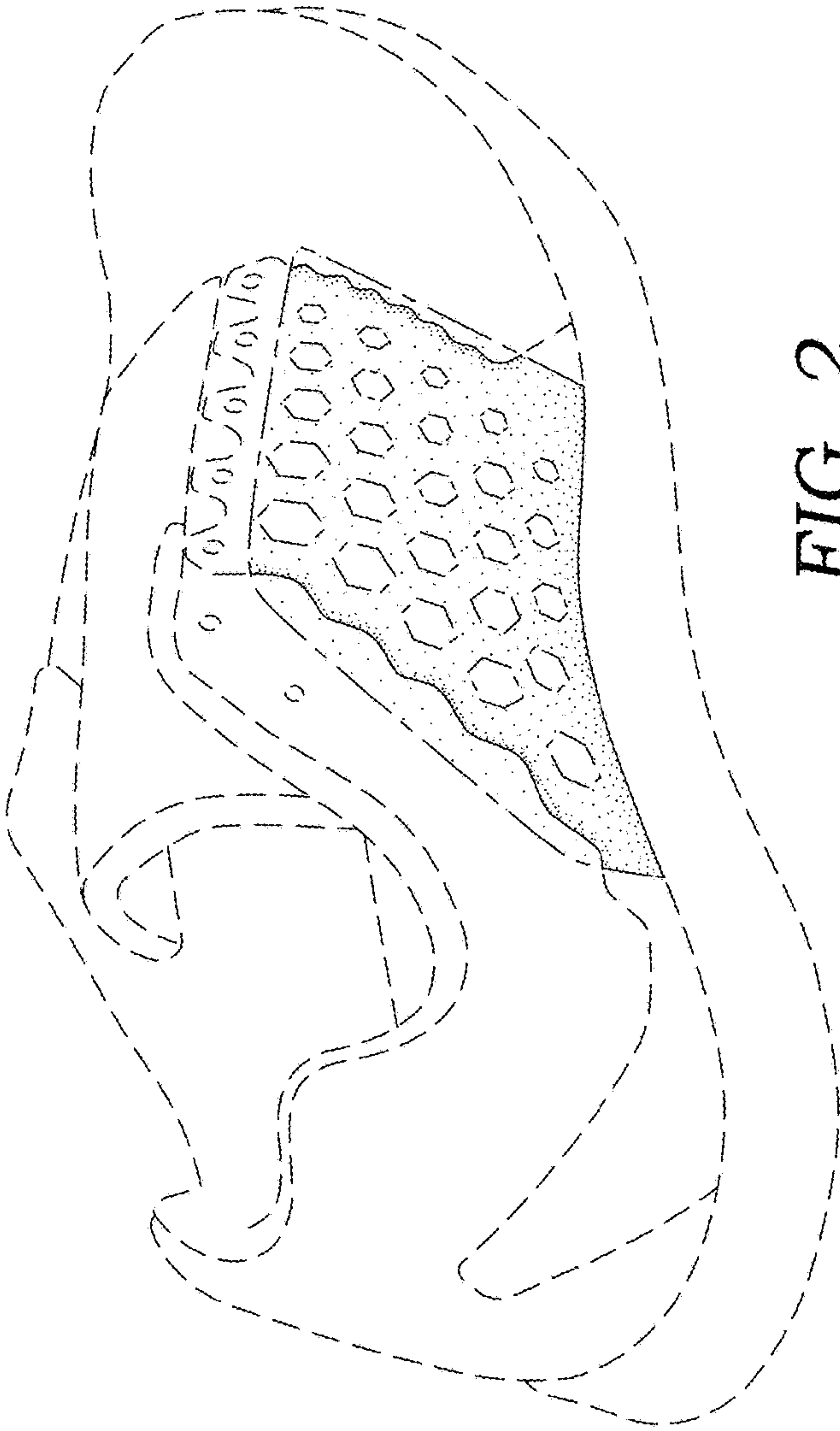


FIG. 2.

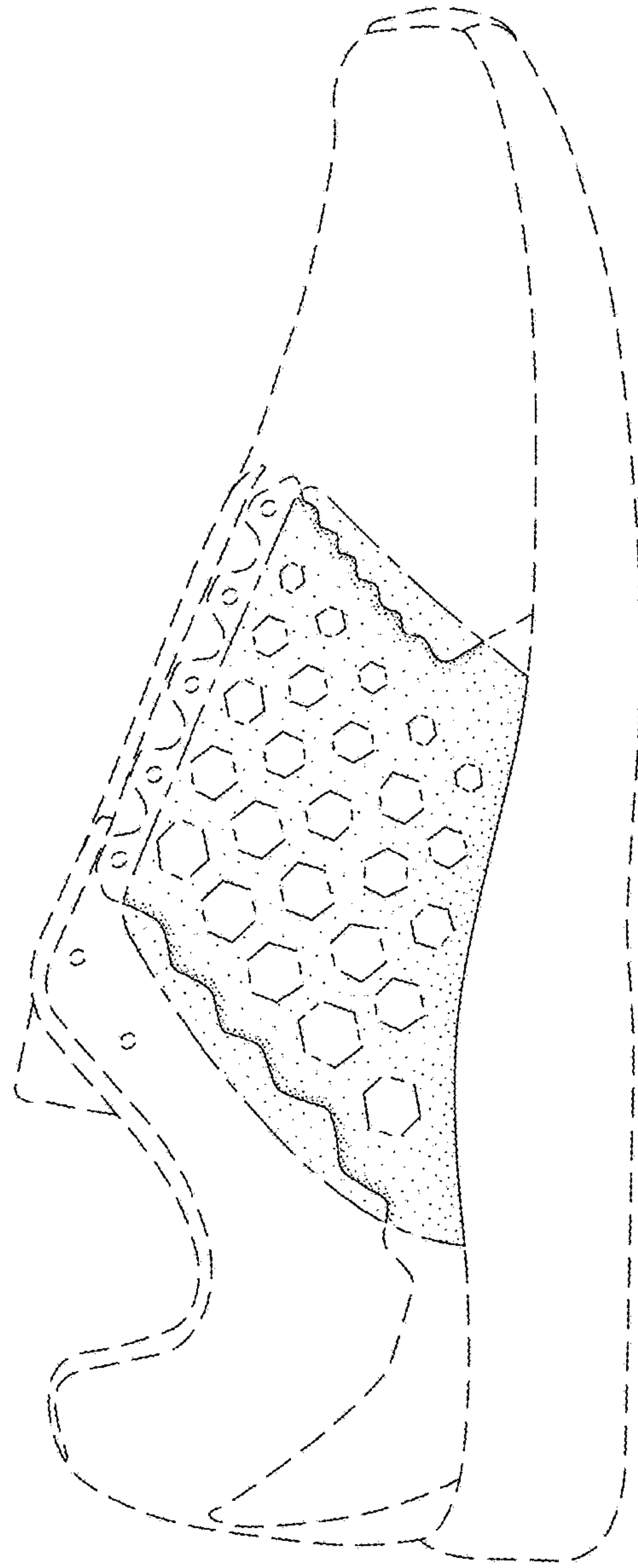


FIG. 3.