



US00D850084S

(12) **United States Design Patent**
Lehtinen

(10) **Patent No.:** **US D850,084 S**

(45) **Date of Patent:** **** Jun. 4, 2019**

(54) **INSOLE**

(71) Applicant: **Eric Lehtinen**, Belleville (CA)

(72) Inventor: **Eric Lehtinen**, Belleville (CA)

(73) Assignee: **Impacto Protective Products Inc.**,
Belleville (CA)

(**) Term: **15 Years**

(21) Appl. No.: **29/620,751**

(22) Filed: **May 23, 2017**

(51) **LOC (11) Cl.** **02-04**

(52) **U.S. Cl.**
USPC **D2/961**

(58) **Field of Classification Search**
USPC D2/896, 946, 951, 953, 960, 961, 968;
D24/124, 126; 36/43, 44
CPC A43B 19/00; A43B 19/005; A43B 17/14;
A43B 17/02; A43B 17/03; A43B 17/00;
A43B 17/18; A43B 17/026; A43B
17/006; A43B 13/14; A43B 13/00; A43B
13/42; A43B 7/149; A43B 7/14; A43B
7/00; A43B 7/1405; A43B 7/141; A43B
7/1415; A43B 7/142; A43B 7/143; A43B
7/1435; A43B 7/144; A43B 7/1445; A43B
7/145; A43B 7/32; A43B 7/1465; A43B
9/125; A43B 1/00; A43B 1/10; A43B
1/14
See application file for complete search history.

(56) **References Cited**
U.S. PATENT DOCUMENTS

D98,954 S * 3/1936 Morgan D2/897
D288,621 S * 3/1987 Surpuriya D2/961

D289,103 S * 4/1987 Autry D2/961
D397,546 S * 9/1998 Merceron D2/951
8,020,320 B2 * 9/2011 Gillespie A43B 3/24
36/102
D742,106 S * 11/2015 Taestensen D2/951
D767,260 S * 9/2016 Lubart D2/909
D803,539 S * 11/2017 Granger D2/961
D808,142 S * 1/2018 Yang D2/961
D828,990 S * 9/2018 Evans D2/961
2011/0214313 A1 * 9/2011 James A43B 13/141
36/103
2012/0324761 A1 * 12/2012 Sills A43B 1/0072
36/103
2014/0013624 A1 * 1/2014 Stockbridge A43B 13/00
36/103
2015/0342295 A1 * 12/2015 Moon A43B 7/24
36/43

* cited by examiner

Primary Examiner — Elizabeth J Oswecki
(74) *Attorney, Agent, or Firm* — George A. Seaby

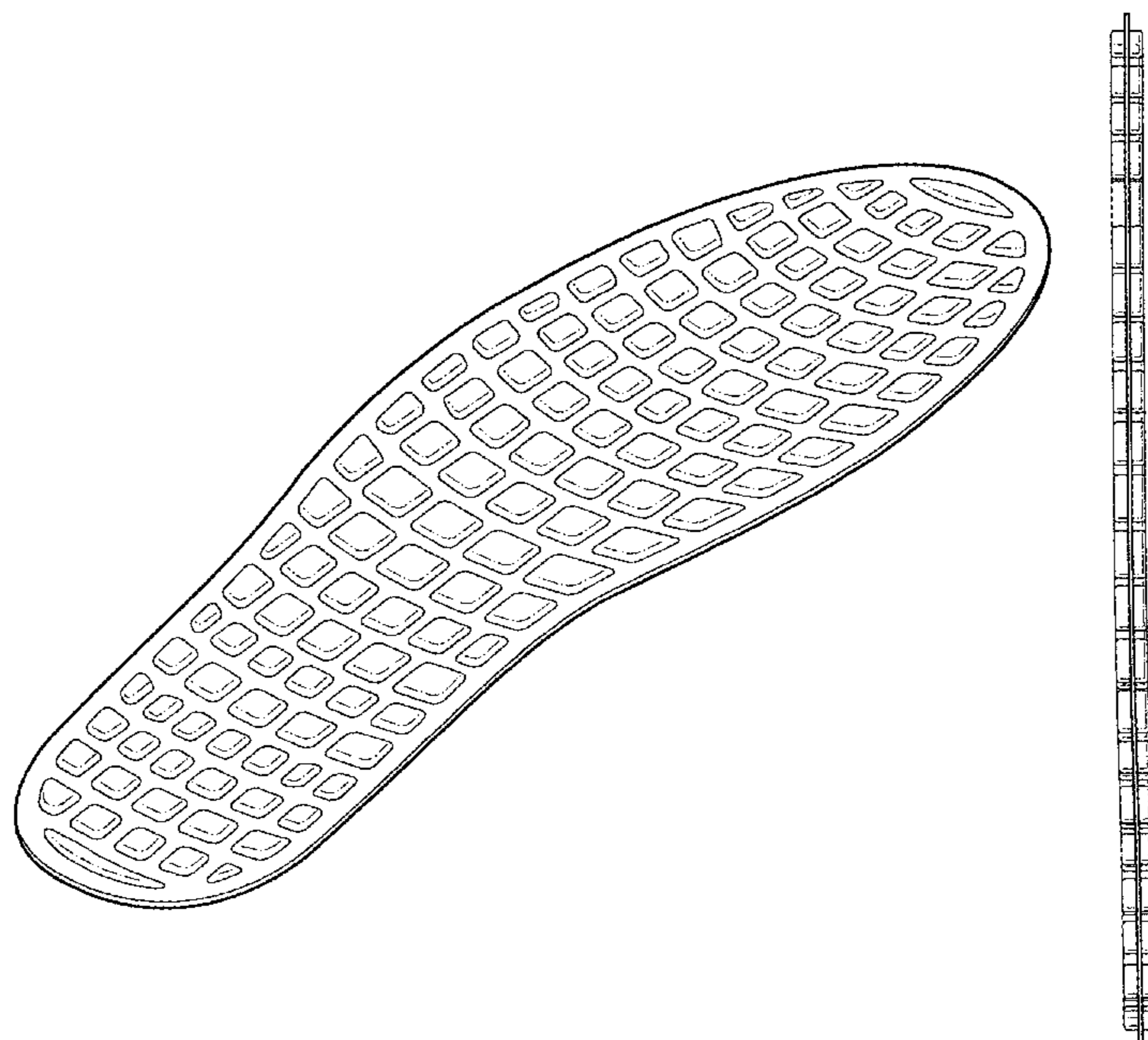
(57) **CLAIM**

The ornamental design for an insole, as shown and described.

DESCRIPTION

FIG. 1 is an isometric view of an insole showing my new design;
FIG. 2 is a top plan view thereof, the bottom plan view being a mirror image;
FIG. 3 is a left side elevation view thereof;
FIG. 4 is a right side elevation view thereof;
FIG. 5 is a front elevation view thereof; and,
FIG. 6 is a rear elevation view thereof.

1 Claim, 3 Drawing Sheets



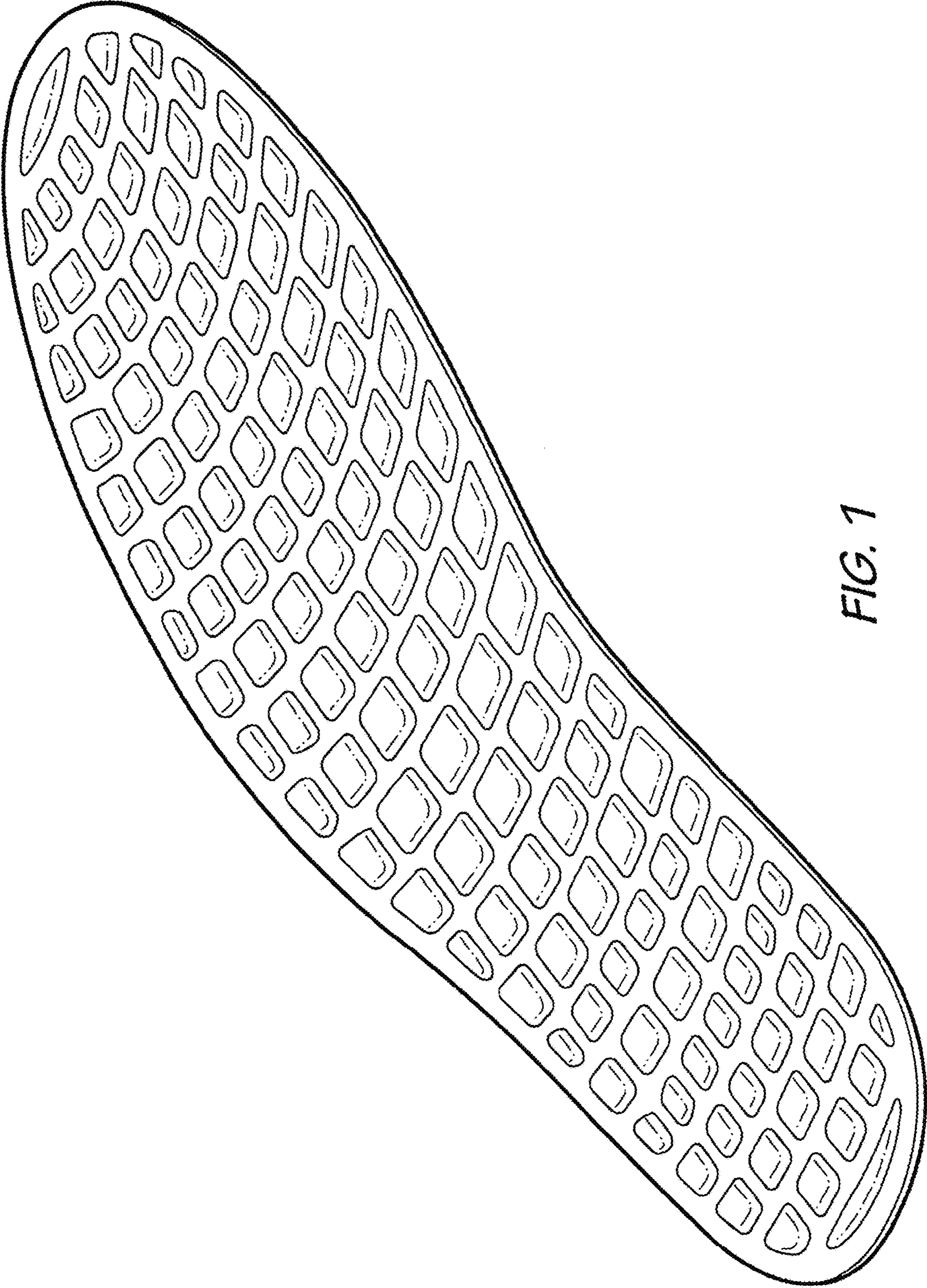


FIG. 1




FIG. 2

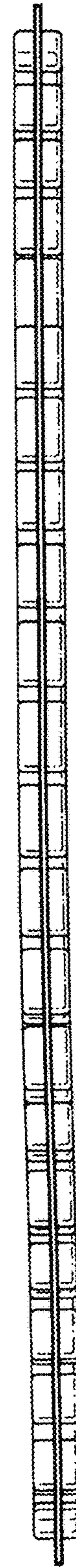


FIG. 3

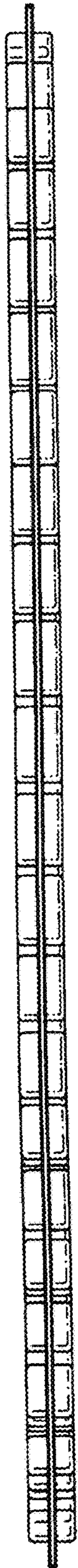


FIG. 4

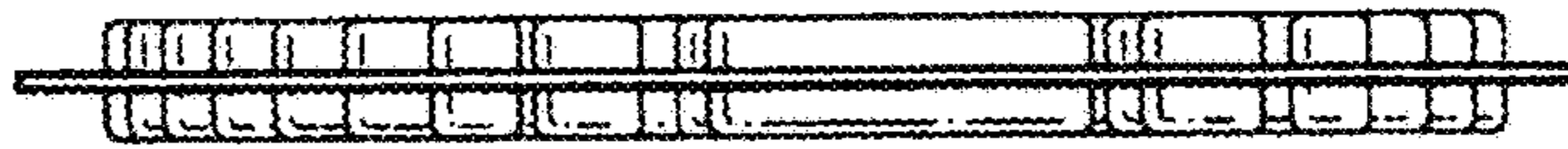


FIG. 5




FIG. 6