



US00D850082S

(12) **United States Design Patent**
Bikowski

(10) **Patent No.:** **US D850,082 S**
(45) **Date of Patent:** **** Jun. 4, 2019**

- (54) **SOLE FOR FOOTWEAR**
- (71) Applicant: **ECCO Sko A/S**, Bredebro (DK)
- (72) Inventor: **Andrzej Bikowski**, Bredebro (DK)
- (73) Assignee: **ECCO Sko A/S**, Bredebro (DK)
- (**) Term: **15 Years**
- (21) Appl. No.: **29/629,052**
- (22) Filed: **Dec. 11, 2017**
- (51) **LOC (11) Cl.** **02-04**
- (52) **U.S. Cl.**
USPC **D2/959**; D2/951; D2/957; D2/960
- (58) **Field of Classification Search**
USPC D2/902, 906, 908, 916, 918, 925,
D2/946-962, 977; 36/1, 1.5, 3 B, 22 R,
36/24.5, 25 R, 28, 32 R, 34 R, 59 C,
36/67 A, 101-107, 114-116, 117.3, 117.4,
36/124-136; D12/544
CPC A43B 13/00; A43B 13/02; A43B 13/023;
A43B 13/026; A43B 13/04; A43B 13/08;
A43B 13/10; A43B 13/12; A43B 13/14;
A43B 13/141; A43B 13/143; A43B
13/16; A43B 13/18; A43B 13/181; A43B
13/187; A43B 13/189; A43B 13/20; A43B
13/22; A43B 13/223; A43B 13/24; A43B
13/28; A43B 13/30; A43B 13/32; A43B
13/34; A43B 13/36
See application file for complete search history.

- D463,901 S * 10/2002 Adams D2/951
 - D488,916 S * 4/2004 McClaskie D2/957
 - D509,650 S * 9/2005 Burg D2/953
- (Continued)

OTHER PUBLICATIONS

Review: Ecco Biom Hybrid 3 golf shoes, NationalClubGolfer.com, Feb. 8, 2018, James Savage, [online], [site visited Sep. 25, 2018]. <URL: <https://www.nationalclubgolfer.com/news/ecco-biom-hybrid-3-golf-shoes/>> (Year: 2018).*

Ecco Biom Hybrid 3 GTX Golf Shoes Black/Blue, CarlsGolfLand.com, [online], [site visited Sep. 25, 2018]. <URL: <https://www.carlsgolfland.com/ecco-biom-hybrid-3-gtx-golf-shoes-black-blue>> (Year: 2018).*

(Continued)

Primary Examiner — T Chase Nelson
Assistant Examiner — Jonathan J. Han
(74) *Attorney, Agent, or Firm* — Finnegan, Henderson, Farabow, Garrett & Dunner LLP

(57) **CLAIM**

The ornamental design for a sole for footwear, as shown and described.

DESCRIPTION

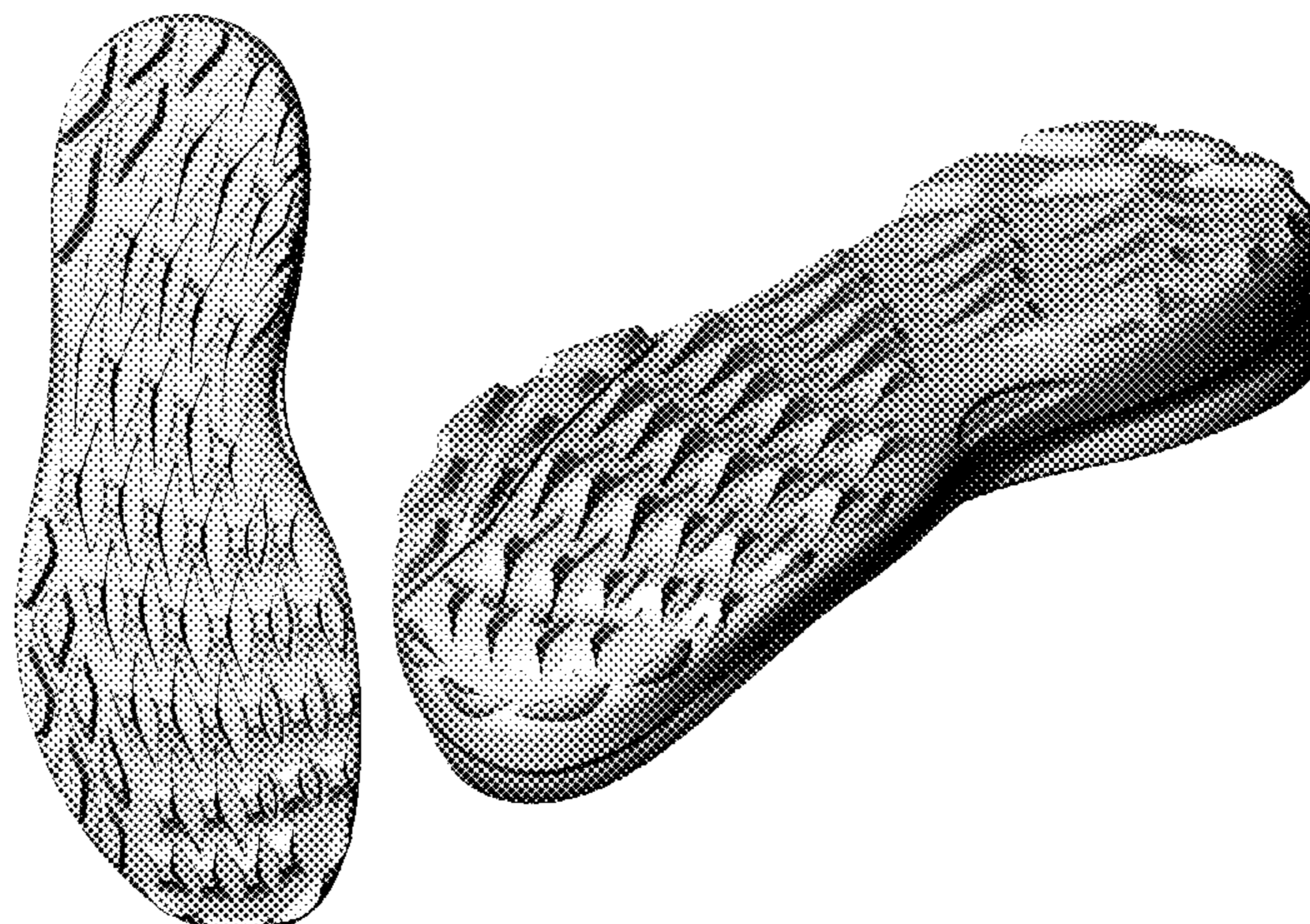
FIG. 1 is a bottom plan view of a sole for footwear showing my new design;
FIG. 2 is a front elevation view thereof;
FIG. 3 is a rear elevation view thereof;
FIG. 4 is a left side view thereof;
FIG. 5 is a right side view thereof;
FIG. 6 is a top plan view thereof;
FIG. 7 is a bottom rear, right perspective view of thereof;
FIG. 8 is a bottom front, left perspective view thereof; and,
FIG. 9 is a top front, right perspective view thereof.
The broken lines of uneven length illustrate the boundary of the claimed design. The boundary lines and the lightened portions within the boundary form no part of the claimed design.

1 Claim, 9 Drawing Sheets

(56) **References Cited**

U.S. PATENT DOCUMENTS

- 1,663,587 A * 3/1928 Dunbar B29D 35/122
12/146 BR
- D90,057 S * 5/1933 Van Cleef 36/59 C
- D90,356 S * 7/1933 Brockman D2/949
- D197,505 S * 2/1964 Bingham D2/955
- D281,459 S * 11/1985 Parker D2/959
- D402,451 S * 12/1998 Wunsch D2/959
- D433,558 S * 11/2000 Matis D2/947



(56)

References Cited

U.S. PATENT DOCUMENTS

D509,950 S * 9/2005 Adams D2/954
D553,835 S * 10/2007 McClaskie A43B 3/0057
D2/953
D569,593 S * 5/2008 Avar D2/957
D595,942 S * 7/2009 White D2/961
D620,244 S * 7/2010 Taestensen D2/951
D620,689 S * 8/2010 Weber D2/902
D620,692 S * 8/2010 McClaskie D2/951
D634,923 S * 3/2011 Lacey D2/951
D658,357 S * 5/2012 Kasprzak D2/951
D710,078 S * 8/2014 Joseph D2/951
D736,509 S * 8/2015 Bikowski D2/951
D773,162 S * 12/2016 Lane, III D2/951
D793,682 S * 8/2017 Bacon D2/951
D796,805 S * 9/2017 Raysse D2/951
D802,276 S * 11/2017 de Montgolfier D2/959
9,839,260 B1 * 12/2017 Chang A43B 17/035
D811,708 S * 3/2018 Diard D2/959
D814,758 S * 4/2018 Truelsen D2/959
D822,351 S * 7/2018 DeAlmeida D2/959
10,016,013 B2 * 7/2018 Kormann A43B 13/14
2017/0224053 A1 * 8/2017 Truelsen A43B 13/223

OTHER PUBLICATIONS

Outsole pattern recreation, Discount.McNeel.com, Maria Thurn, Nov. 1, 2017, [online], [site visited Sep. 25, 2018]. <URL: <https://discourse.mcneel.com/t/outsole-pattern-recreation/49959>> (Year: 2017).*

* cited by examiner

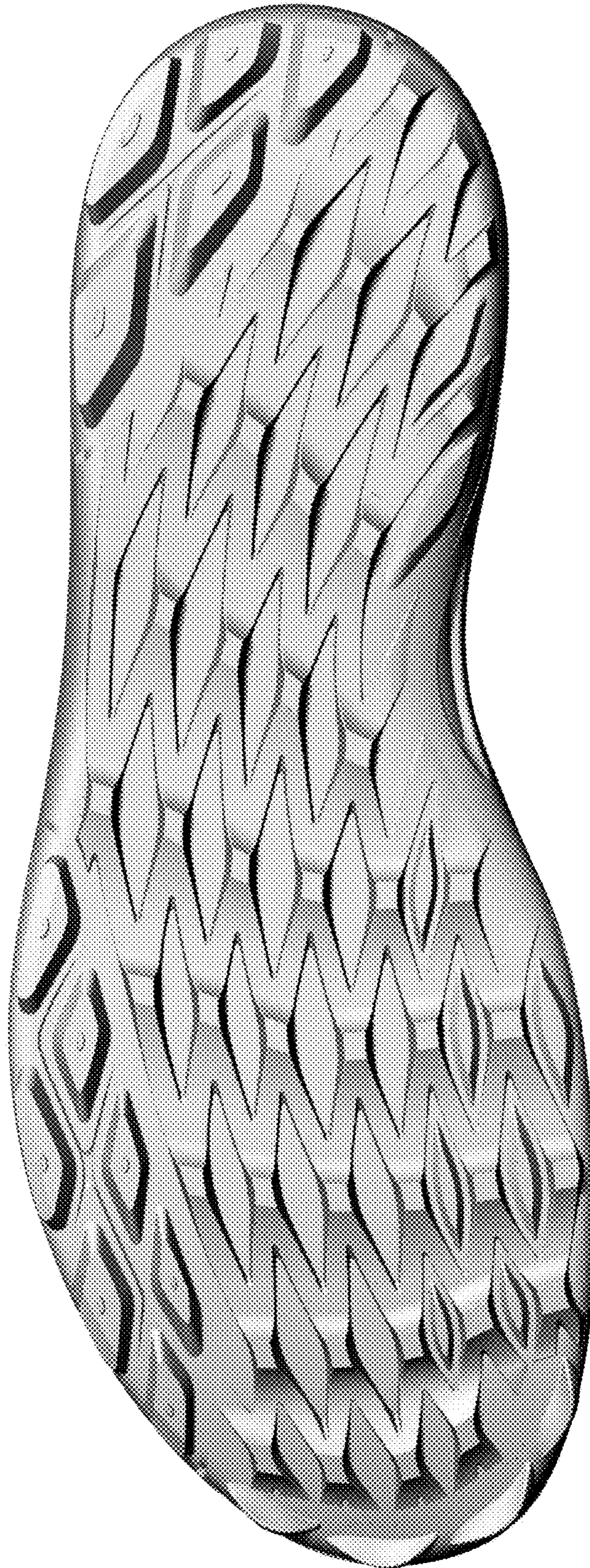


FIG. 1




FIG. 2




FIG. 3




FIG. 4

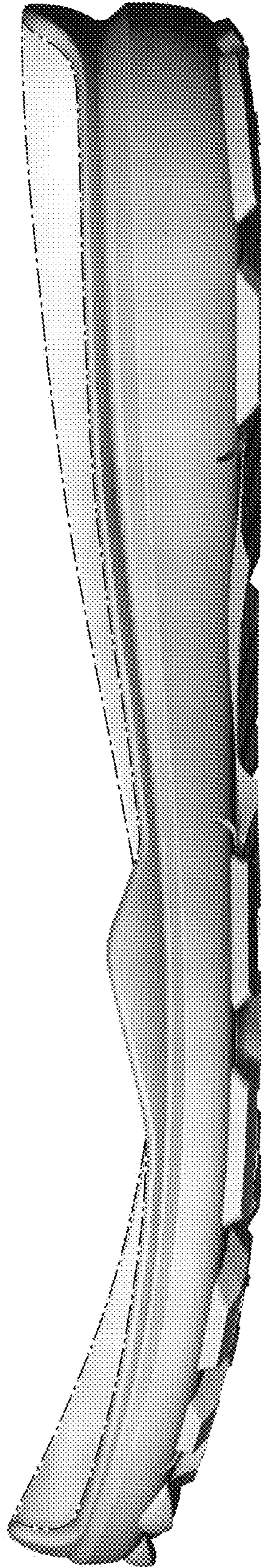


FIG. 5



FIG. 6

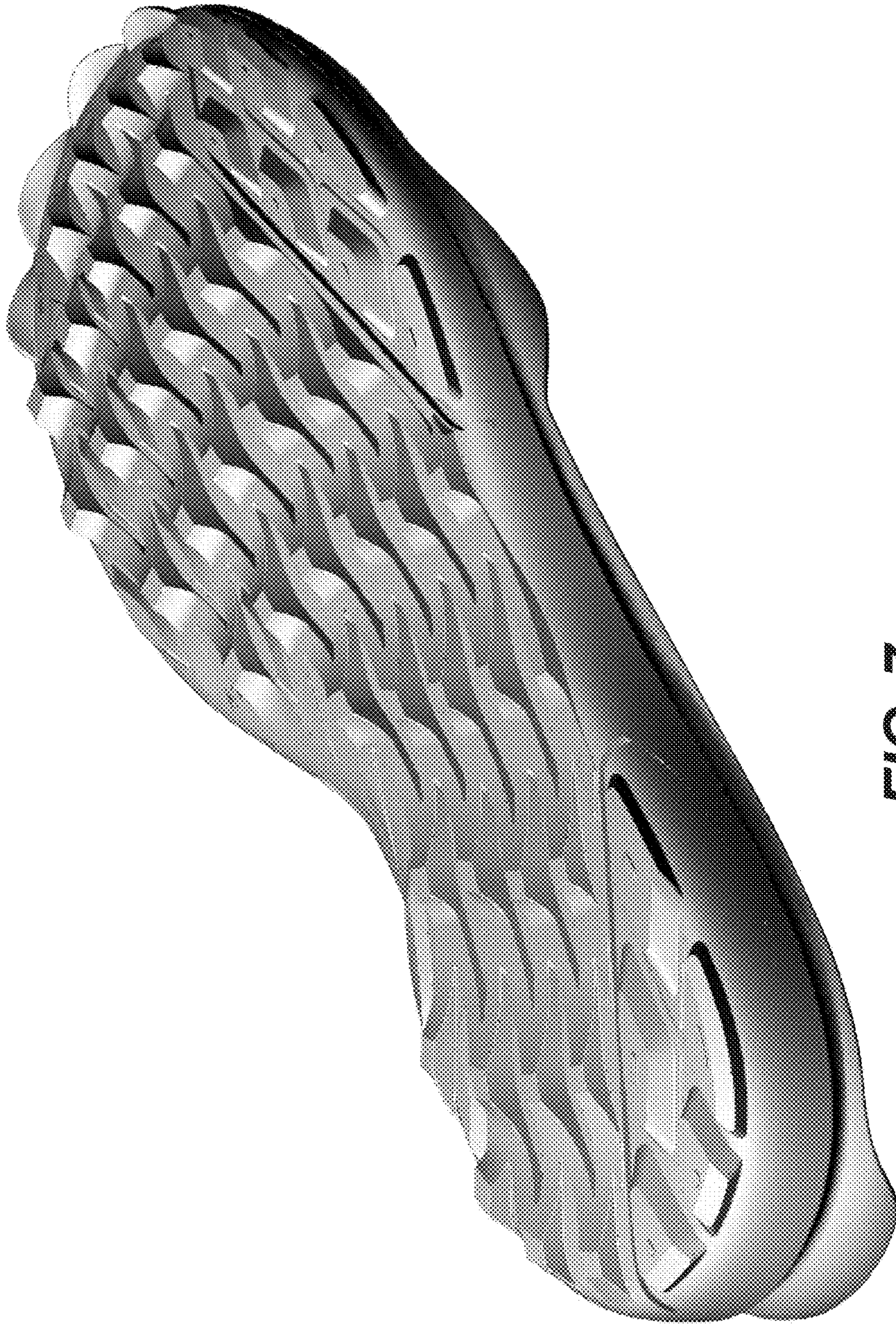


FIG. 7

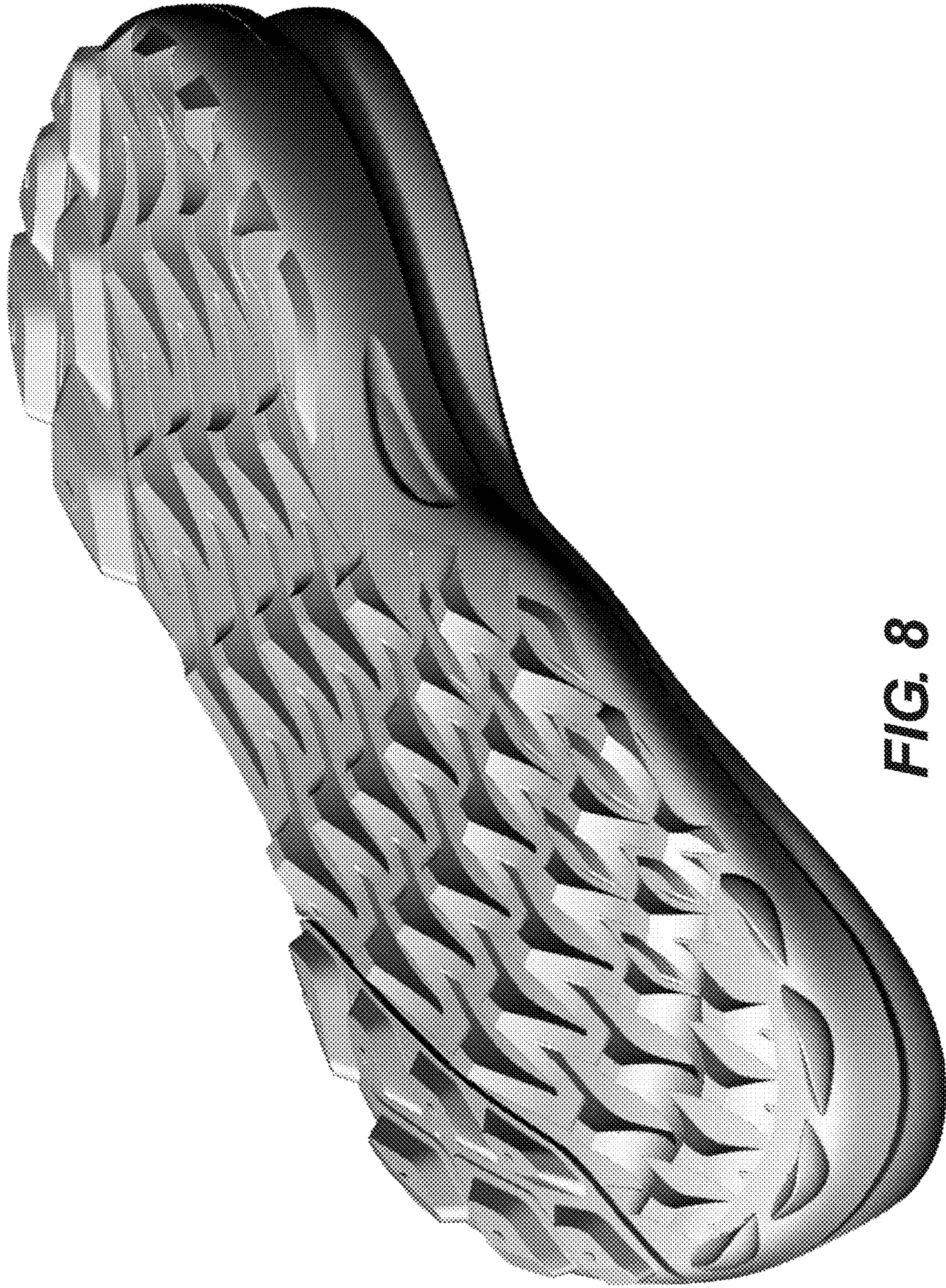


FIG. 8



FIG. 9