



US00D850041S

(12) **United States Design Patent** (10) **Patent No.:** **US D850,041 S**
Endle (45) **Date of Patent:** **** May 28, 2019**

(54) **SCOURING PAD**
(71) Applicant: **3M INNOVATIVE PROPERTIES COMPANY**, St. Paul, MN (US)
(72) Inventor: **James P Endle**, New Richmond, WI (US)
(73) Assignee: **3M INNOVATIVE PROPERTIES COMPANY**, Saint Paul, MN (US)

9,393,673 B2 7/2016 Eilers
D767,840 S * 9/2016 Yamauchi D32/40
D774,265 S * 12/2016 Staude D32/40
9,630,297 B2 4/2017 Janssen
D785,341 S 5/2017 Cole
D809,234 S * 1/2018 Endle D32/40
2003/0019570 A1 * 1/2003 Chen B24B 37/24
156/252

(Continued)

(**) Term: **15 Years**
(21) Appl. No.: **29/612,221**

EM 001450605-0001 7/2016
EM 001450837-0001 7/2016

(Continued)

(22) Filed: **Jul. 31, 2017**
(51) **LOC (11) Cl.** **07-05**
(52) **U.S. Cl.**
USPC **D32/40**
(58) **Field of Classification Search**
USPC D32/39-40
CPC A47L 11/4069; A47L 11/40; A47L 13/00;
A47L 13/10; B24B 37/26
See application file for complete search history.

FOREIGN PATENT DOCUMENTS

OTHER PUBLICATIONS

Bagcraft™ Honeycomb Check Foil Wrap, website 2017, <https://catalog.ppaper.com/p/PPC-300842/Bagcraft-Honeycomb-Check-Foil-Wrap-10-1-2> . . . site visited Apr. 30, 2018.*

(Continued)

Primary Examiner — John Windmuller
Assistant Examiner — John R Yeh
(74) *Attorney, Agent, or Firm* — Daniel J. Iden

(56) **References Cited**
U.S. PATENT DOCUMENTS

(57) **CLAIM**

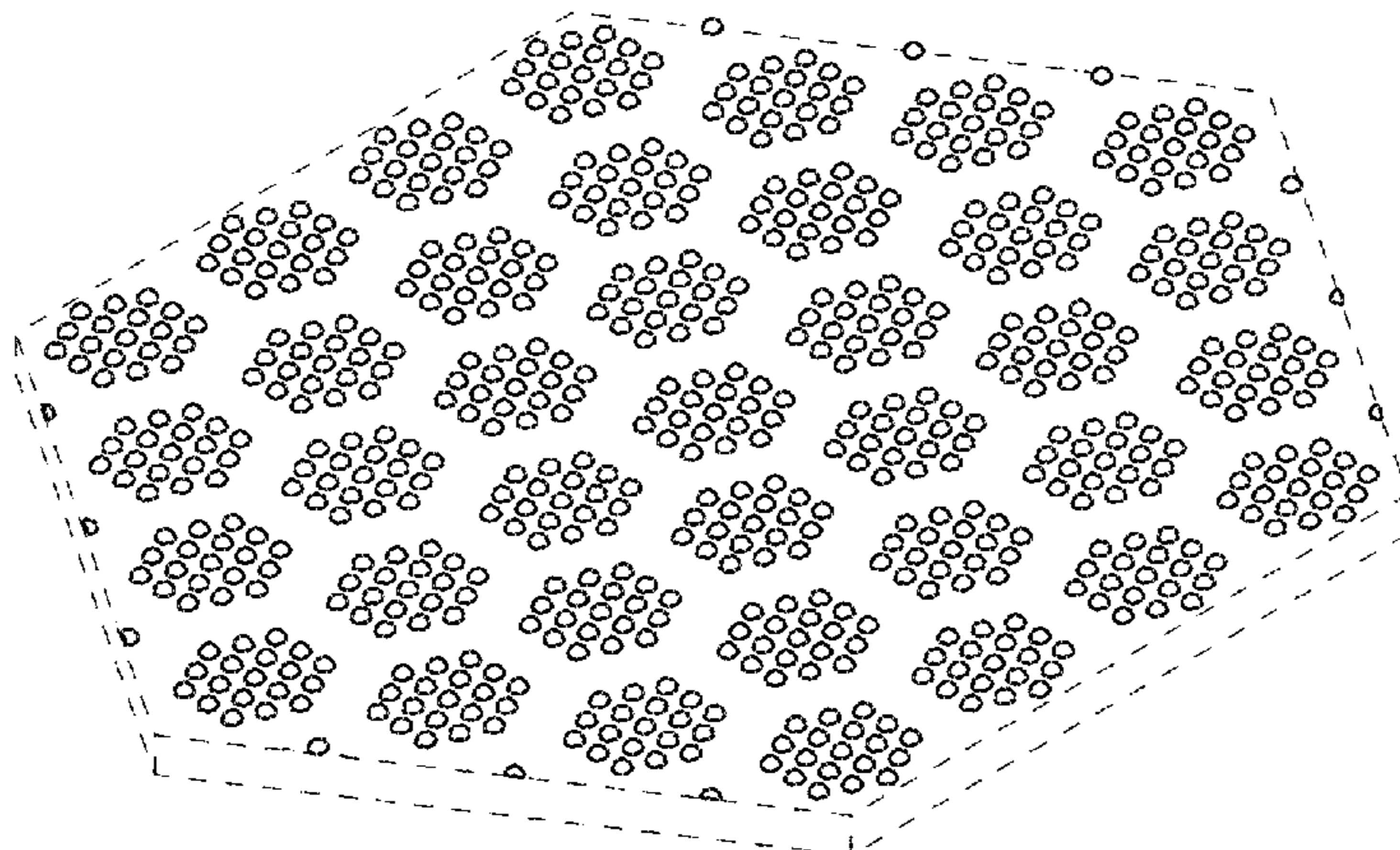
The ornamental design for a scouring pad, as shown and described.

4,055,029 A * 10/1977 Kalbow A47L 13/16
451/527
4,111,666 A * 9/1978 Kalbow A47L 13/16
51/295
D429,861 S * 8/2000 Denney D32/40
D430,716 S * 9/2000 Denney D32/40
D435,710 S * 12/2000 Denney D32/40
6,296,552 B1 * 10/2001 Boutaghou B24B 39/06
451/290
7,238,092 B2 * 7/2007 Basol B23H 5/08
204/224 M
8,323,072 B1 * 12/2012 Billig B24B 1/00
451/41
D694,971 S * 12/2013 Yamada D32/40
D760,502 S * 7/2016 Oh D32/40

DESCRIPTION

FIG. 1 is an orthogonal view of my new design for a scouring pad;
FIG. 2 is a top view thereof;
FIG. 3 is a bottom view thereof;
FIG. 4 is a front side view thereof, the back side being the same; and,
FIG. 5 is a right side view thereof, the left side being the same.

1 Claim, 2 Drawing Sheets



(56)

References Cited

U.S. PATENT DOCUMENTS

2008/0081546 A1* 4/2008 Takinami B24B 55/102
451/527
2008/0207101 A1* 8/2008 Muller B24D 5/06
451/539
2012/0000135 A1 1/2012 Eilers
2013/0059506 A1* 3/2013 Qian B24B 37/245
451/59
2015/0017388 A1* 1/2015 Chu B24D 11/003
428/156
2016/0279762 A1* 9/2016 Haas B24D 11/00
2017/0189939 A1* 7/2017 Kucala, III B08B 1/006
2017/0193874 A1 7/2017 Laurion

FOREIGN PATENT DOCUMENTS

IN 285406-0001 * 8/2017
JP D1601499 6/2017
JP D1601500 6/2017
JP D1607114 9/2017
KR 300854244.0002 * 5/2016
KR 300887367.0001 * 3/2017
KR 300899918.0003 * 3/2017
KR 300906109.0000 * 5/2017
KR 300917544.0000 * 8/2017
KR 30-0922540 9/2017

OTHER PUBLICATIONS

Yamada Bee Farm, Document No. HJ28050927, 4 pages.

* cited by examiner

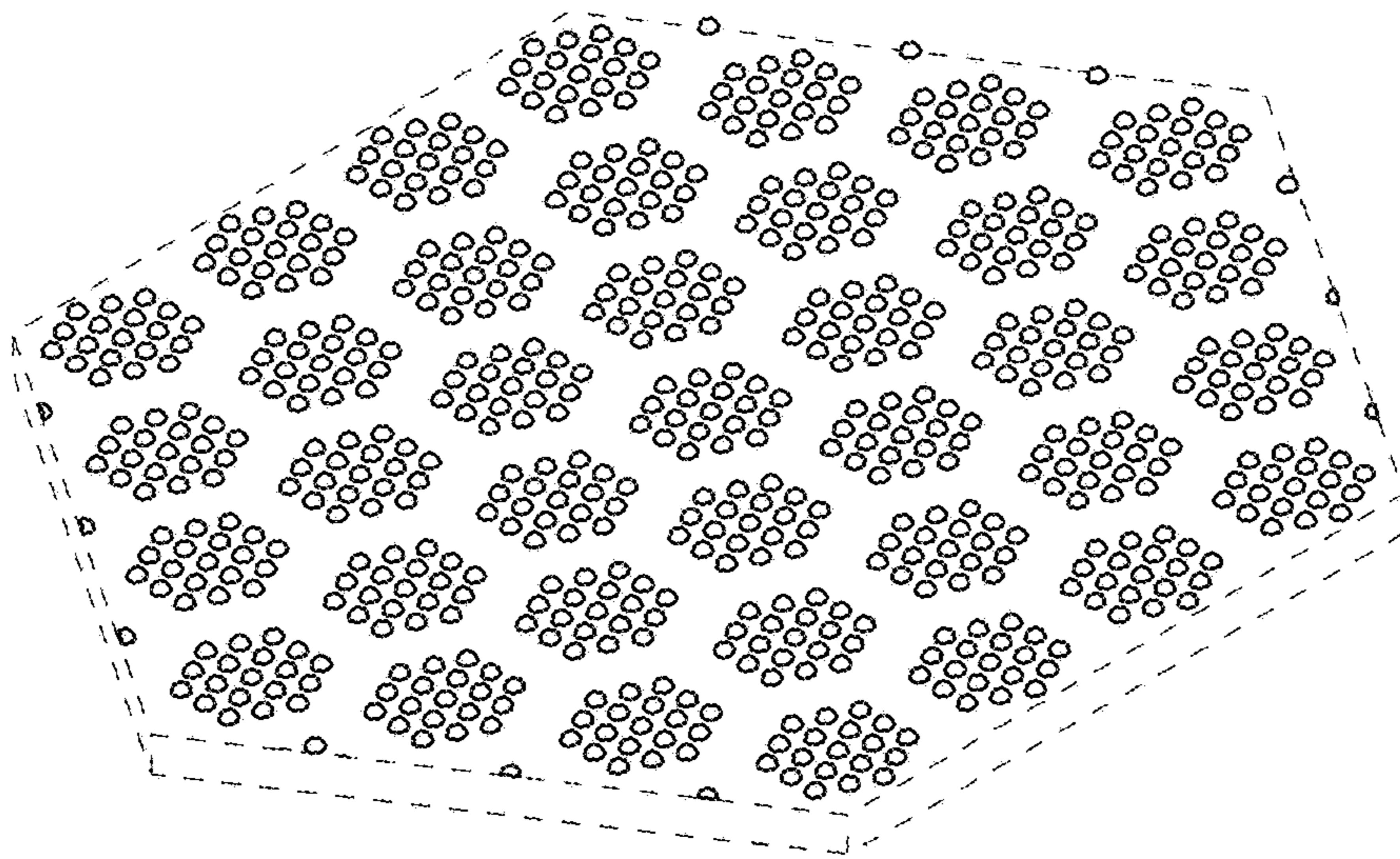


Fig. 1

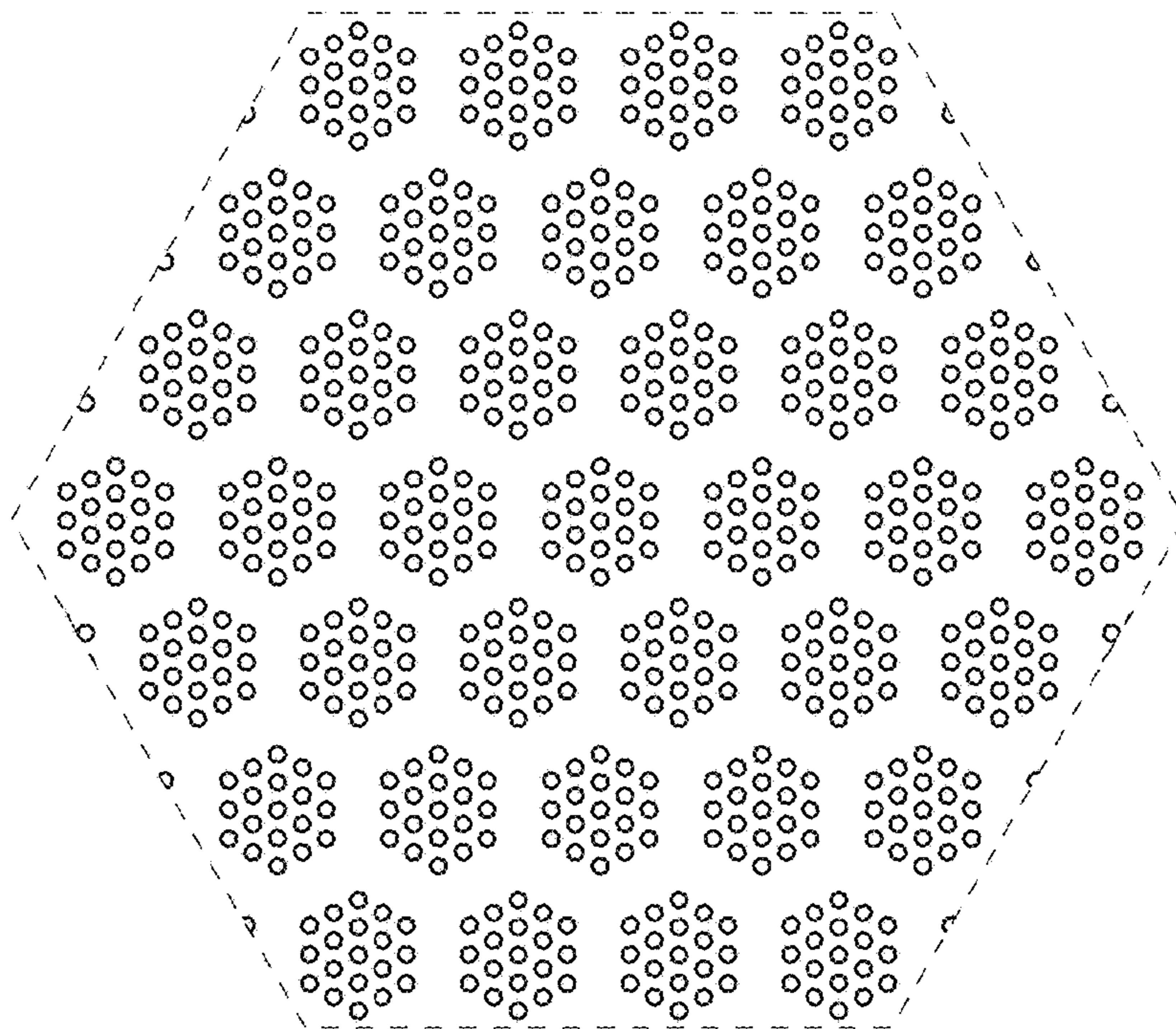


Fig. 2




Fig. 3

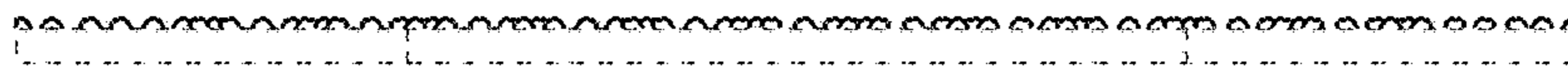


Fig. 4




Fig. 5