



US00D850025S

(12) **United States Design Patent**
Loibl et al.

(10) **Patent No.:** **US D850,025 S**

(45) **Date of Patent:** **** May 28, 2019**

(54) **PET TOY**

(71) Applicant: **Hyper Pet LLC**, Wichita, KS (US)

(72) Inventors: **Byron Loibl**, Wichita, KS (US); **Sonia S. Cox**, Andover, KS (US)

(73) Assignee: **Hyper Pet LLC**, Wichita, KS (US)

(**) Term: **15 Years**

(21) Appl. No.: **29/644,351**

(22) Filed: **Apr. 17, 2018**

Related U.S. Application Data

(62) Division of application No. 29/583,999, filed on Nov. 10, 2016, now Pat. No. Des. 822,296.

(51) **LOC (11) Cl.** **30-99**

(52) **U.S. Cl.**
USPC **D30/160**

(58) **Field of Classification Search**
USPC D30/160, 121; D21/398, 441, 455, 459, D21/468, 488, 503, 570, 597, 662, 678, D21/713; D11/7, 14, 42, 49; D32/29.1; 446/465
CPC A01K 15/026; A01K 5/0233; A01K 15/00
See application file for complete search history.

(56) **References Cited**

U.S. PATENT DOCUMENTS

D299,277 S * 1/1989 Bussell D28/8.2
D351,203 S * 10/1994 Handy D21/707
7,081,032 B1 * 7/2006 Holgate A63H 33/18
446/46

D648,406 S * 11/2011 Hochberg D21/713
D651,372 S * 12/2011 Rutherford D30/160
D681,310 S * 5/2013 Rassi D1/125
D742,601 S * 11/2015 Holterhaus D30/121
2006/0189245 A1* 8/2006 Donihoo A63H 33/18
446/46
2006/0194504 A1* 8/2006 Ragonetti A01K 15/025
446/46
2007/0197318 A1* 8/2007 Serrano A63B 65/10
473/588

* cited by examiner

Primary Examiner — Barbara Fox

Assistant Examiner — Mehri F Bajoul

(74) *Attorney, Agent, or Firm* — Hovey Williams LLP

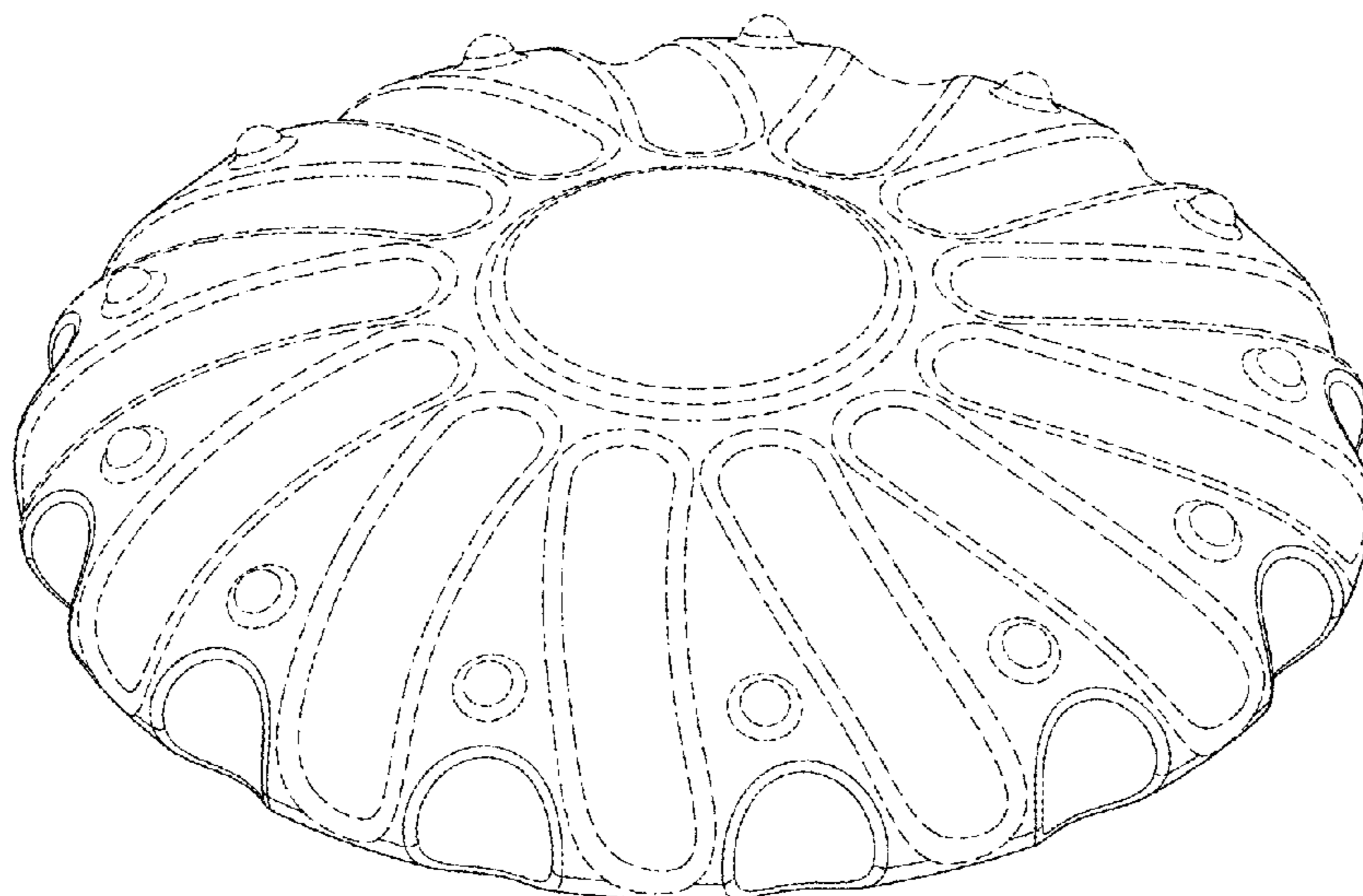
(57) **CLAIM**

The ornamental design for a pet toy, as shown and described.

DESCRIPTION

FIG. 1 is a top perspective view of a pet toy of the present invention;
FIG. 2 is a bottom view of the pet toy of FIG. 1;
FIG. 3 is a top plan view of the pet toy of FIG. 1;
FIG. 4 is a front elevational view of the pet toy of FIG. 1;
FIG. 5 is a left side elevational view of the pet toy of FIG. 1;
FIG. 6 is a rear side elevational view of the pet toy of FIG. 1;
FIG. 7 is a rear elevational view of the pet toy FIG. 1; and,
FIG. 8 is a bottom plan view of the pet toy of FIG. 1.
The broken lines shown in the drawings depict portions of the pet toy that form no part of the claimed design.

1 Claim, 4 Drawing Sheets



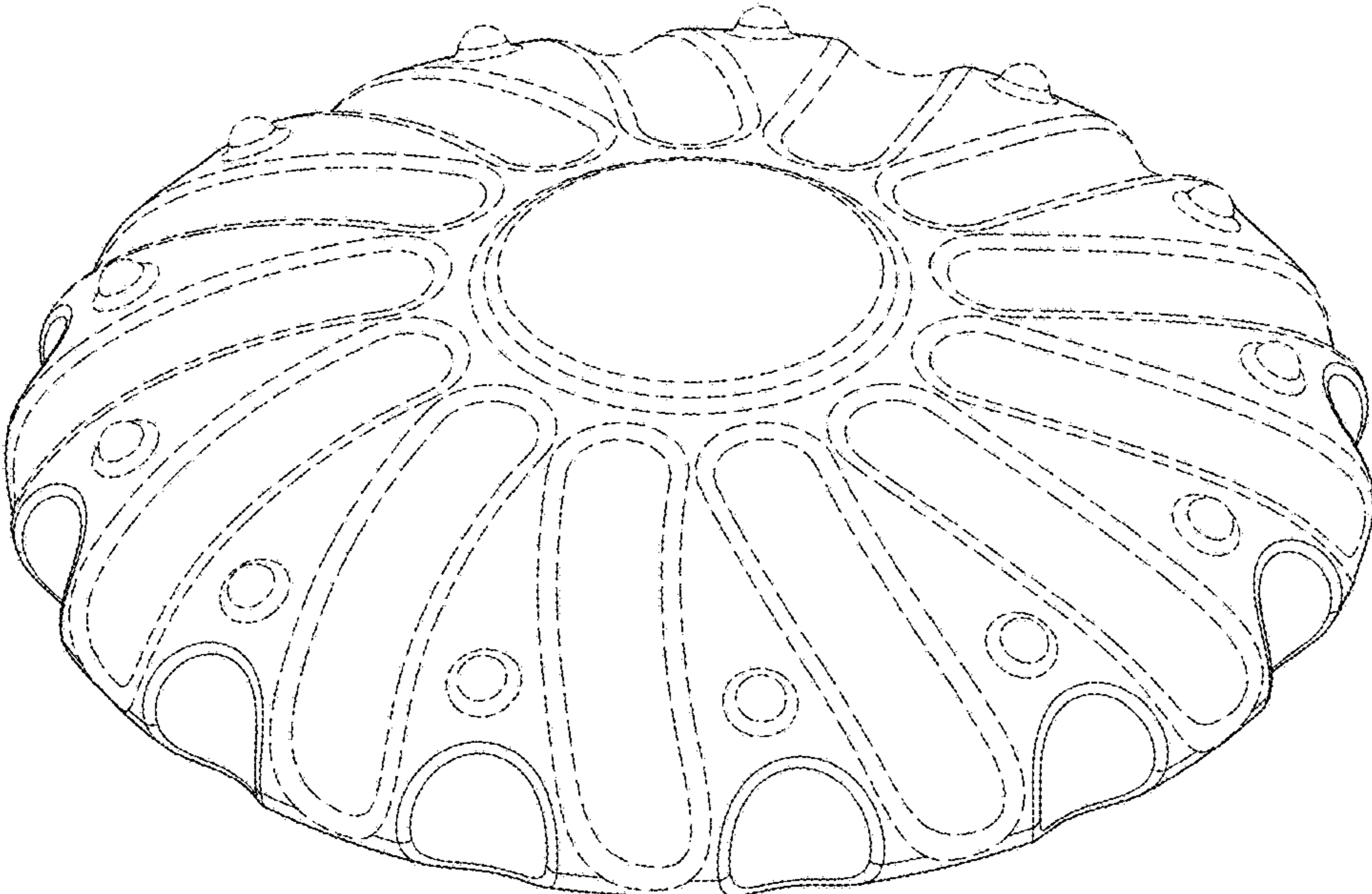


Fig. 1.

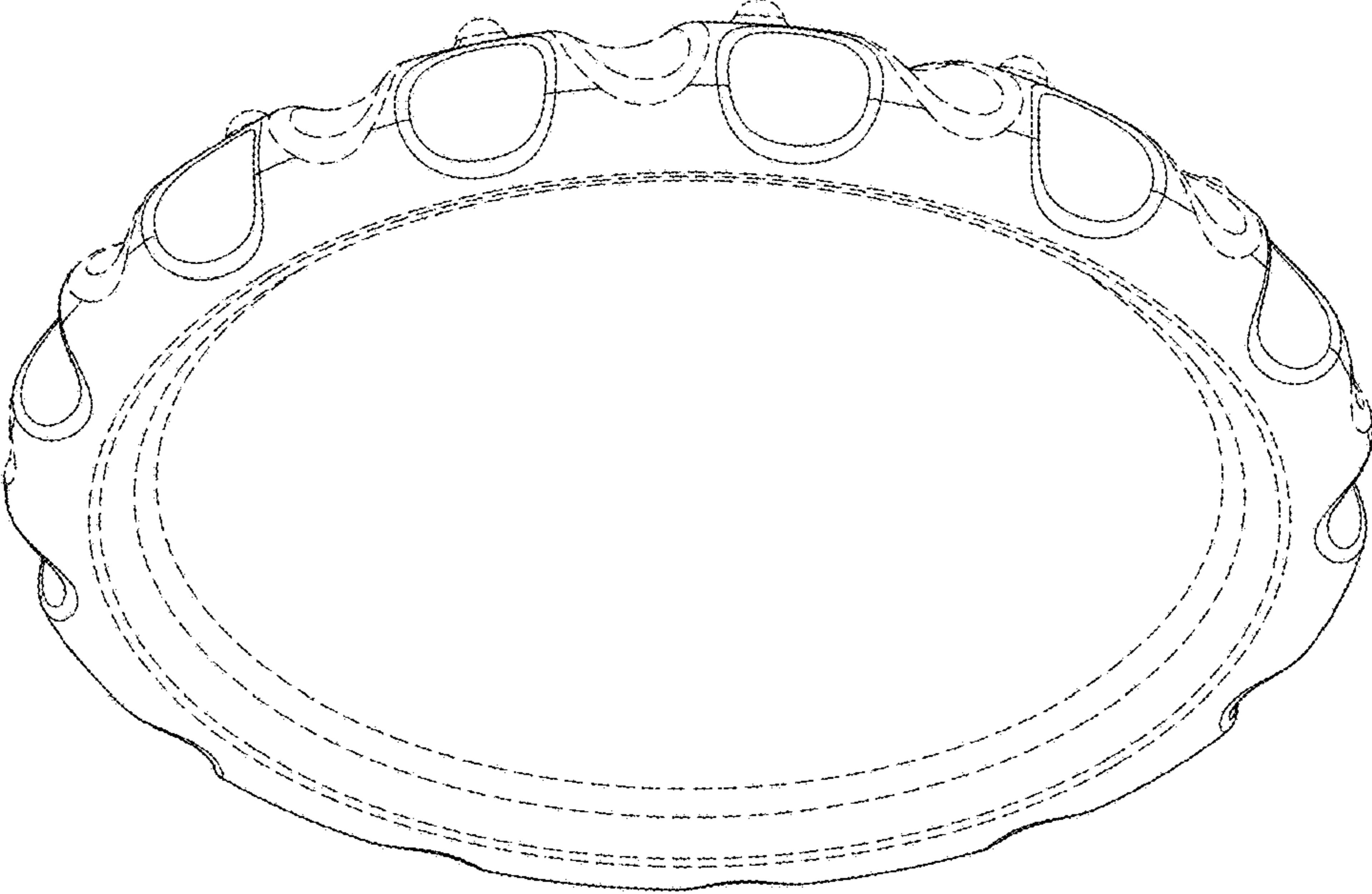


Fig. 2.




Fig. 3.

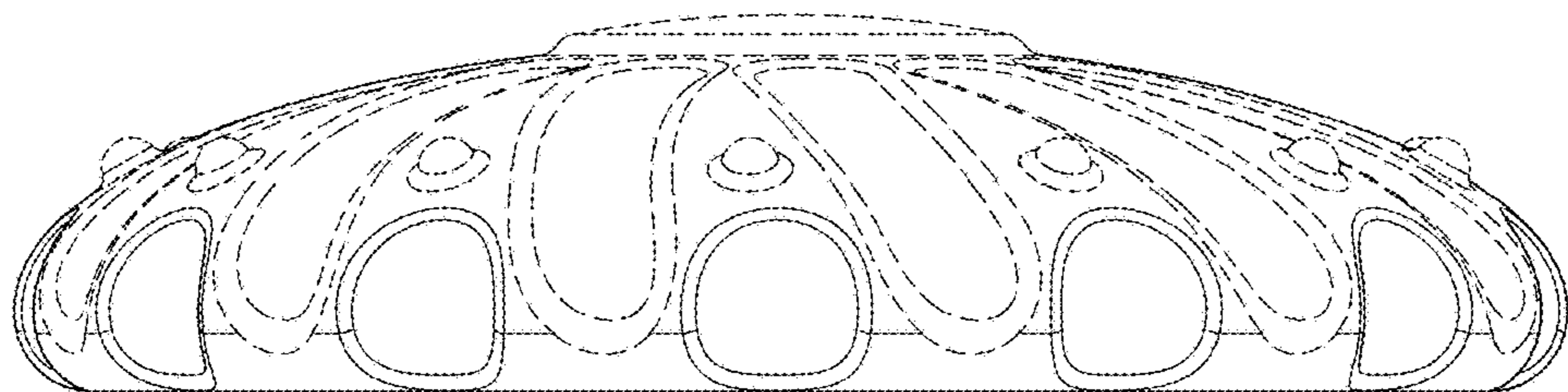


Fig. 4.

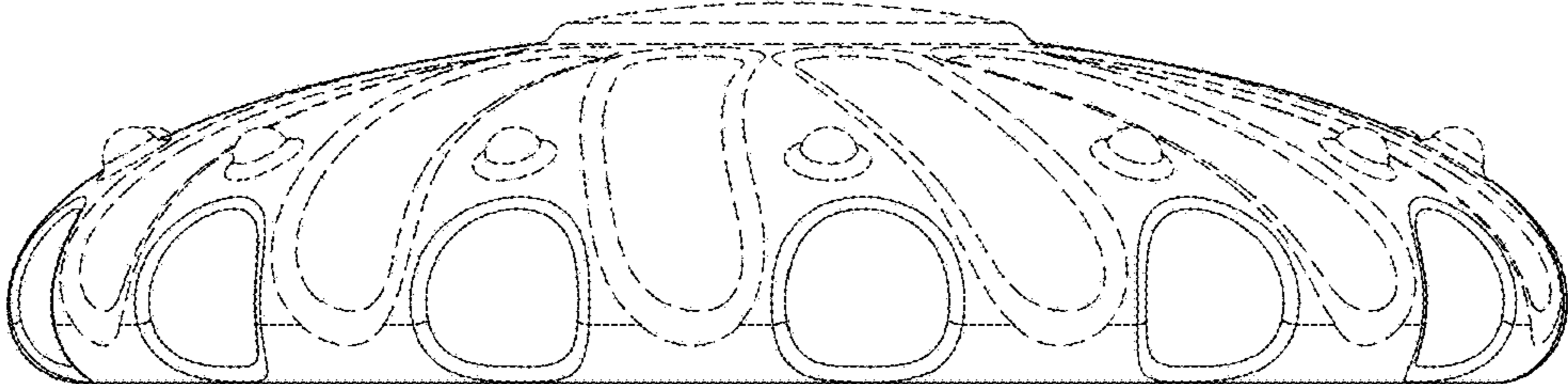


Fig. 5.

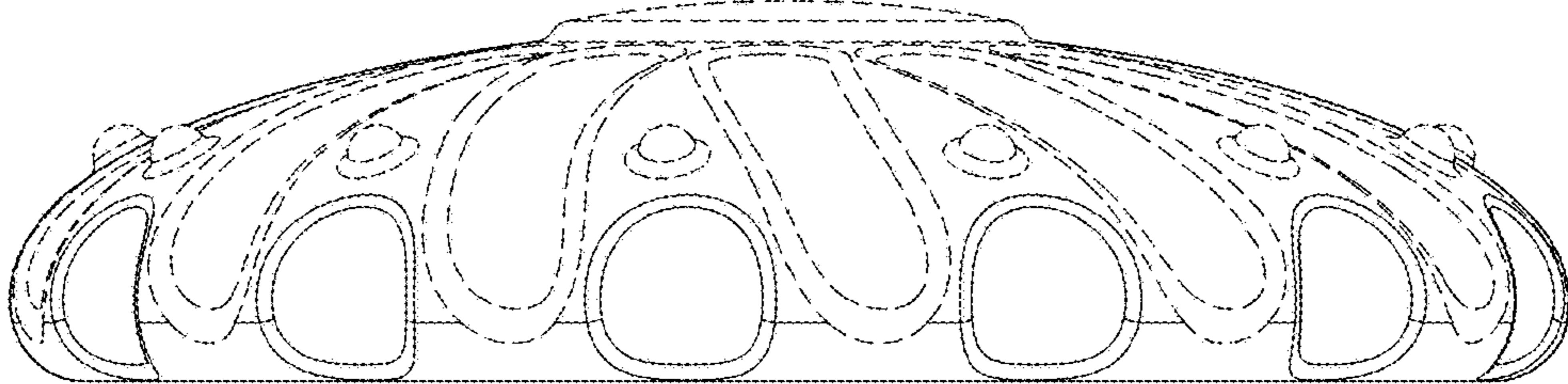


Fig. 6.

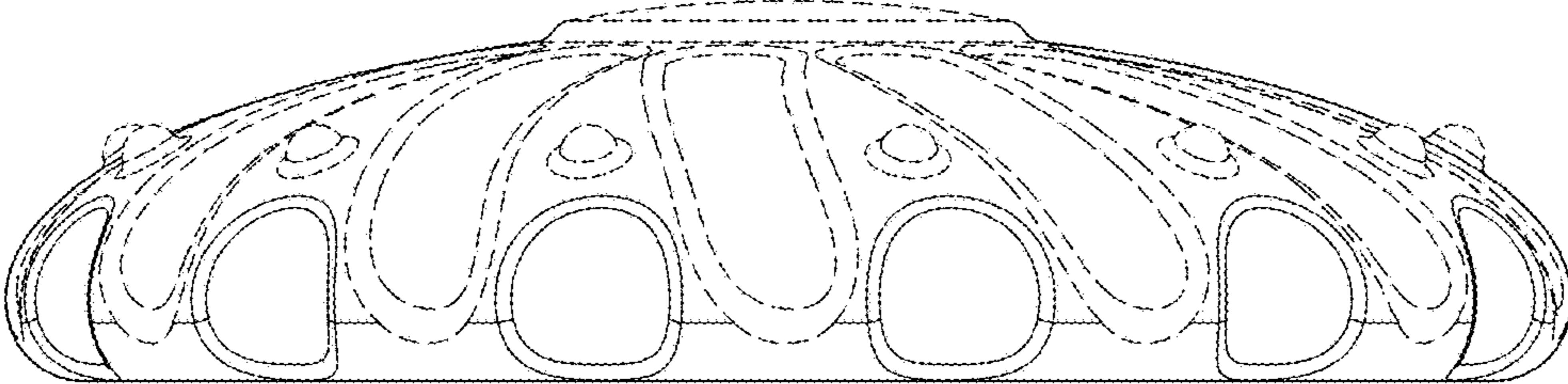


Fig. 7.




Fig. 8.