



US00D850014S

(12) **United States Design Patent** (10) **Patent No.:** **US D850,014 S**
O'Connell et al. (45) **Date of Patent:** **** May 28, 2019**

(54) **MANDIBLE SHIELD**

FOREIGN PATENT DOCUMENTS

(71) Applicant: **Gentex Corporation**, Simpson, PA (US)

WO 2015/156864 A2 10/2015

(72) Inventors: **Jason O'Connell**, Raynham, MA (US);
Emily Hancock, Arlington, MA (US)

OTHER PUBLICATIONS

OPS-Core 2012 Product Catalog; www.ops-core.com; Boston, MA, US; pp. 1-23; disclosed on or before Dec. 31, 2012.

(73) Assignee: **Gentex Corporation**, Simpson, PA (US)

(Continued)

(**) Term: **15 Years**

Primary Examiner — Randall H Gholson

(74) *Attorney, Agent, or Firm* — Morgan, Lewis & Bockius LLP

(21) Appl. No.: **29/634,127**

(57) **CLAIM**

The ornamental design for a mandible shield, as shown and described.

(22) Filed: **Jan. 18, 2018**

(51) **LOC (11) Cl.** **29-02**

DESCRIPTION

(52) **U.S. Cl.**

USPC **D29/122**

(58) **Field of Classification Search**

USPC D29/100, 102, 104, 105, 106, 107, 108,
D29/109, 110, 122

CPC .. A42B 1/066; A42B 1/00; A42B 1/06; A42B
3/228; A42B 3/00; A42B 3/08; A42B
3/32; A42B 3/222; A42B 3/20; A42B
3/227; A42B 3/105; A42B 3/04; A42B
3/06; A42B 3/0406; A42B 3/18; A42B
3/166; A42B 3/16; A42B 3/22; A42B
3/0473; A42B 3/127; A63B 71/10; A63B
71/105; A41D 13/0512

See application file for complete search history.

(56) **References Cited**

U.S. PATENT DOCUMENTS

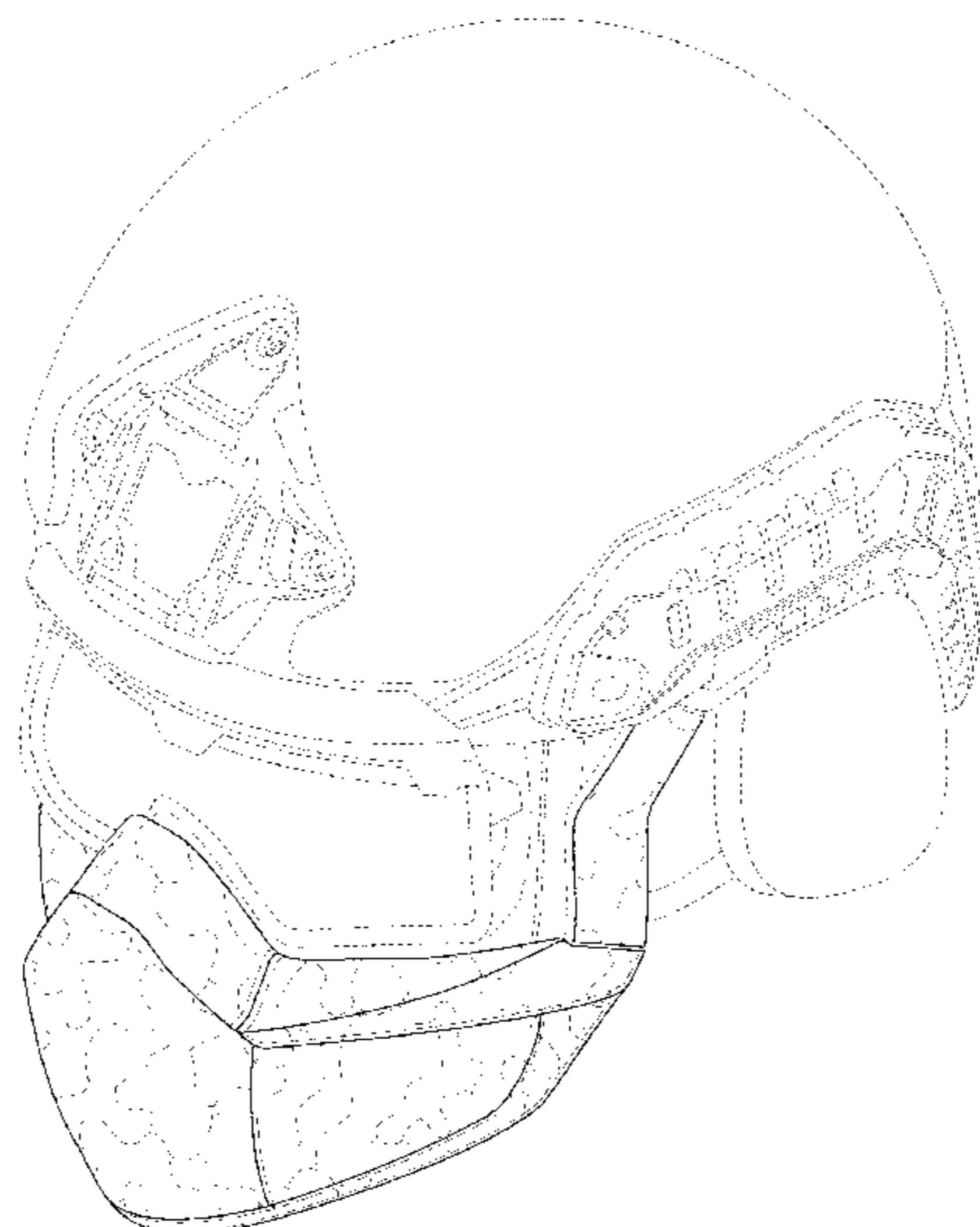
2,867,811 A	1/1959	Jones
3,118,443 A	1/1964	Dykinga
3,216,023 A	11/1965	Morgan
D204,731 S	5/1966	Dunning
3,478,365 A	11/1969	Varga

(Continued)

FIG. 1 is a front perspective view of a mandible shield showing our new design and coupled to an optional helmet; FIG. 2 is a front perspective view of the mandible shield shown in FIG. 1; FIG. 3 is a front elevational view of the mandible shield shown in FIG. 1; FIG. 4 is a rear elevational view of the mandible shield shown in FIG. 1; FIG. 5 is a left-side elevational view of the mandible shield shown in FIG. 1; FIG. 6 is a right-side elevational view of the mandible shield shown in FIG. 1; FIG. 7 is a top plan view of the mandible shield shown in FIG. 1; and, FIG. 8 is a bottom plan view of the mandible shield shown in FIG. 1.

The broken lines immediately adjacent the shaded areas represent the bounds of the claimed design while all other broken lines are directed to environment and are for illustrative purposes only; the broken lines, including the stitching lines having a longer dash than the other broken lines, form no part of the claimed design.

1 Claim, 8 Drawing Sheets



(56)

References Cited

U.S. PATENT DOCUMENTS

D229,127 S 11/1973 Franklin
 3,886,596 A 6/1975 Frankln et al.
 D243,127 S 1/1977 Farquharson
 D243,128 S 1/1977 Morgan
 4,042,974 A 8/1977 Morgan et al.
 D246,012 S 10/1977 Minette
 5,384,914 A 1/1995 Caveness et al.
 6,289,521 B1 9/2001 Ikeda
 D471,675 S 3/2003 Ikeda
 D526,746 S 8/2006 Wong
 D535,061 S 1/2007 Evans et al.
 D548,893 S 8/2007 Hedge et al.
 D556,386 S 11/2007 Lee
 D560,315 S 1/2008 Wong
 D606,707 S 12/2009 Schiebl
 D620,205 S 7/2010 Schiebl
 D632,439 S 2/2011 Lebel et al.
 D632,440 S 2/2011 Lebel et al.
 D638,168 S 5/2011 Lebel
 D638,172 S 5/2011 Lebel et al.
 D657,497 S 4/2012 Schiebl
 D672,683 S 12/2012 Klotz et al.
 D674,560 S 1/2013 Klotz et al.
 D701,002 S 3/2014 Lebel et al.

D703,874 S 4/2014 Lebel
 D709,653 S * 7/2014 Lebel D29/122
 D711,051 S 8/2014 Noordzij et al.
 D715,005 S 10/2014 Schiebl
 D715,999 S 10/2014 Cram
 D724,791 S 3/2015 Cram
 D734,559 S 7/2015 Noordzij et al.
 D740,496 S 10/2015 Noordzij et al.
 D748,347 S 1/2016 Noordzij et al.
 D749,796 S 2/2016 Barmore et al.
 D757,155 S 5/2016 Noordzij et al.
 2004/0003452 A1 1/2004 Schiebl
 2007/0124842 A1 6/2007 Nascimento et al.
 2007/0250993 A1 11/2007 Schimpf
 2009/0107514 A1 4/2009 Winningham
 2009/0144872 A1 6/2009 Lebel et al.
 2010/0064405 A1 3/2010 McGovern
 2012/0204331 A1 8/2012 Lebel et al.
 2012/0317706 A1 12/2012 Lebel et al.
 2016/0327373 A1 11/2016 Noordzij et al.

OTHER PUBLICATIONS

OPS-Core 2013 Product Catalog; www.ops-core.com; Boston, MA, US; pp. 1-23; first disclosed on Jan. 14, 2013.

* cited by examiner

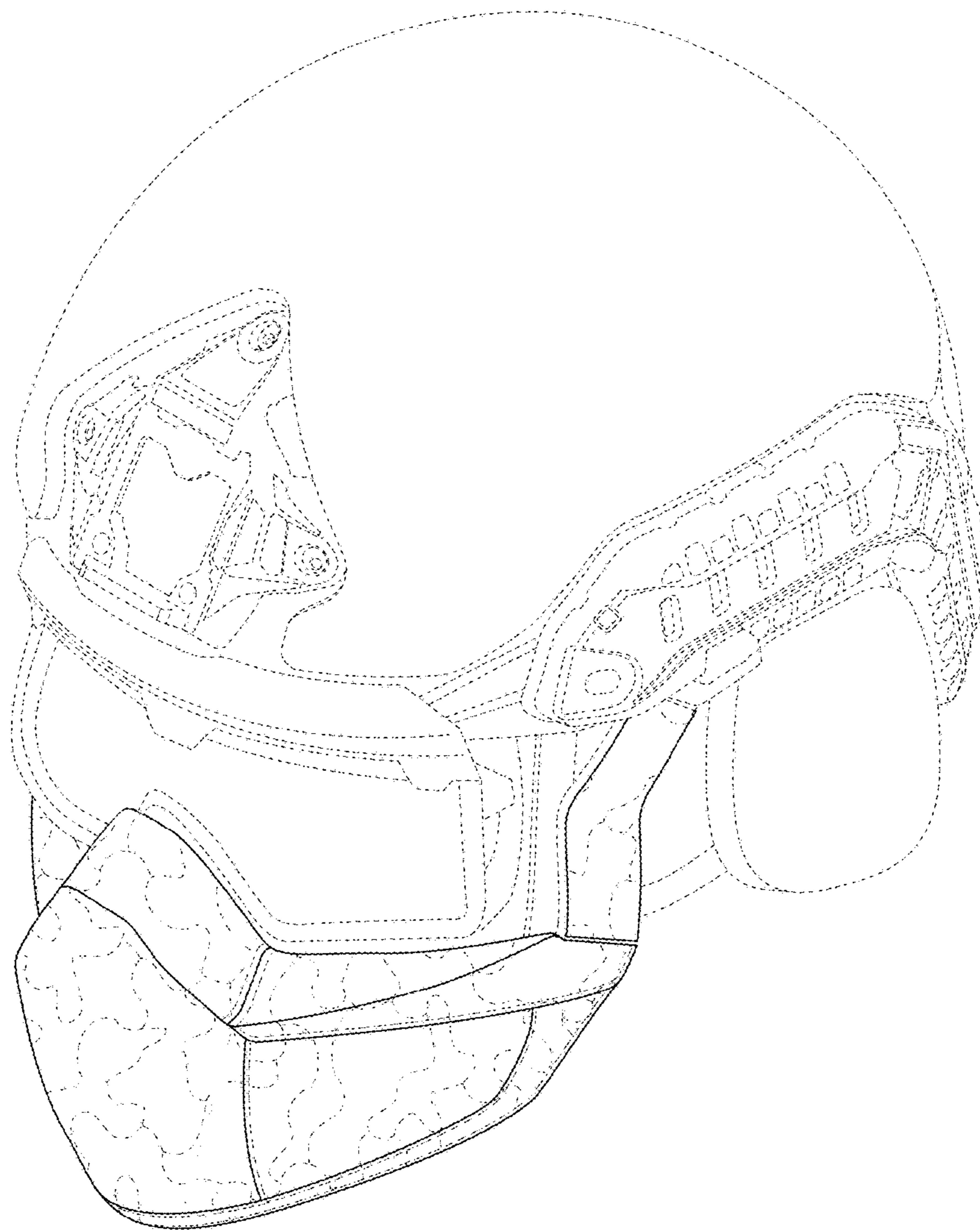


FIG. 1

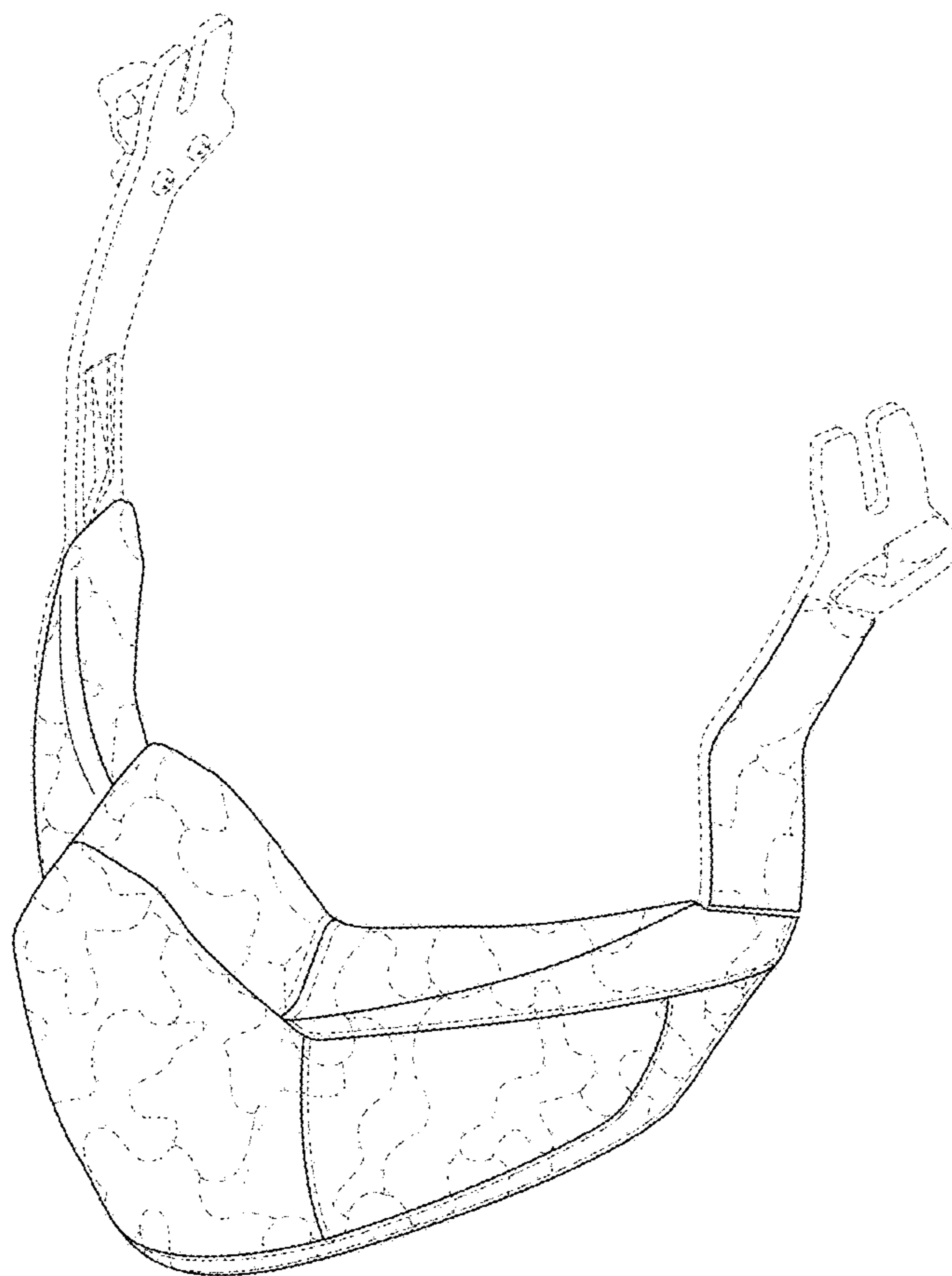


FIG. 2

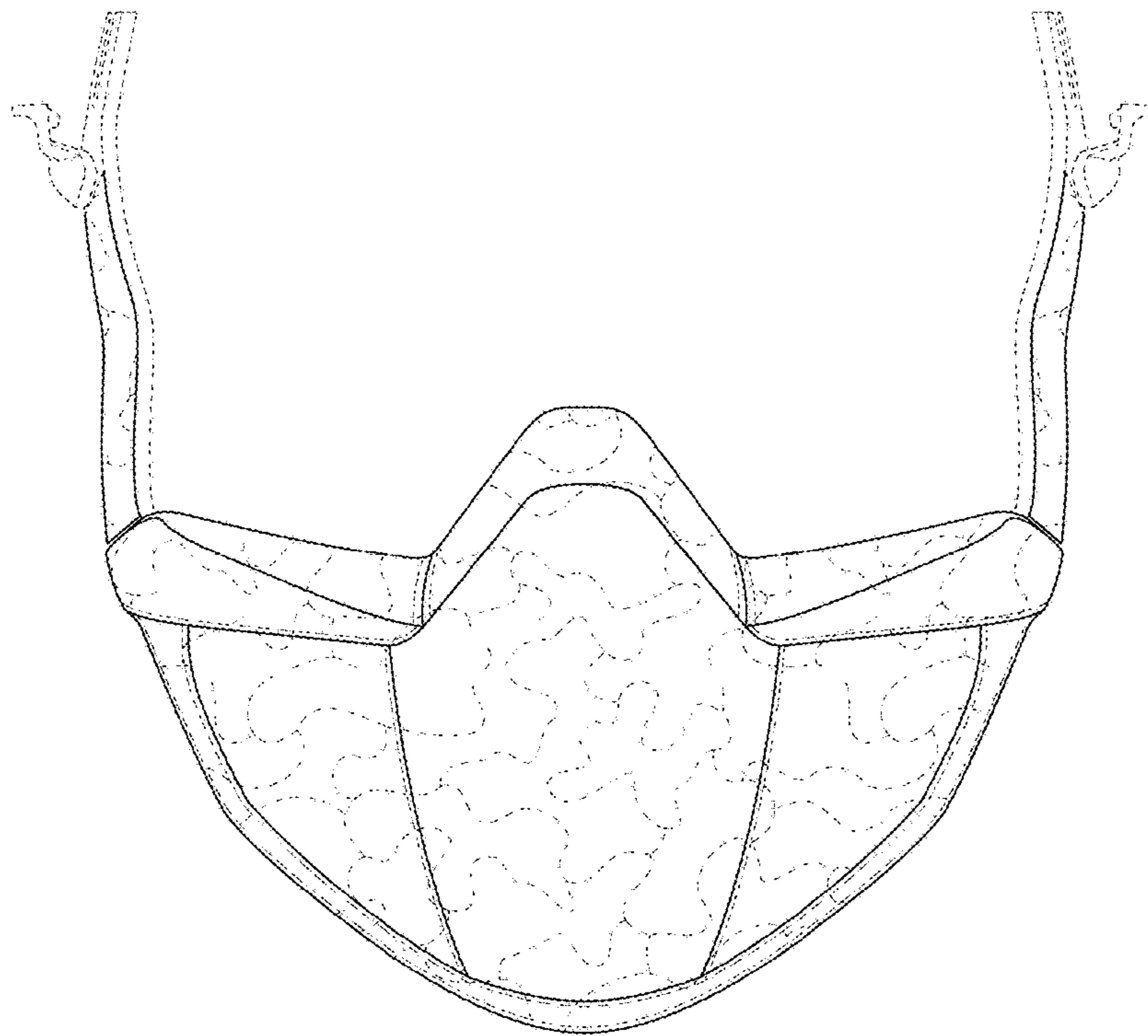


FIG. 3

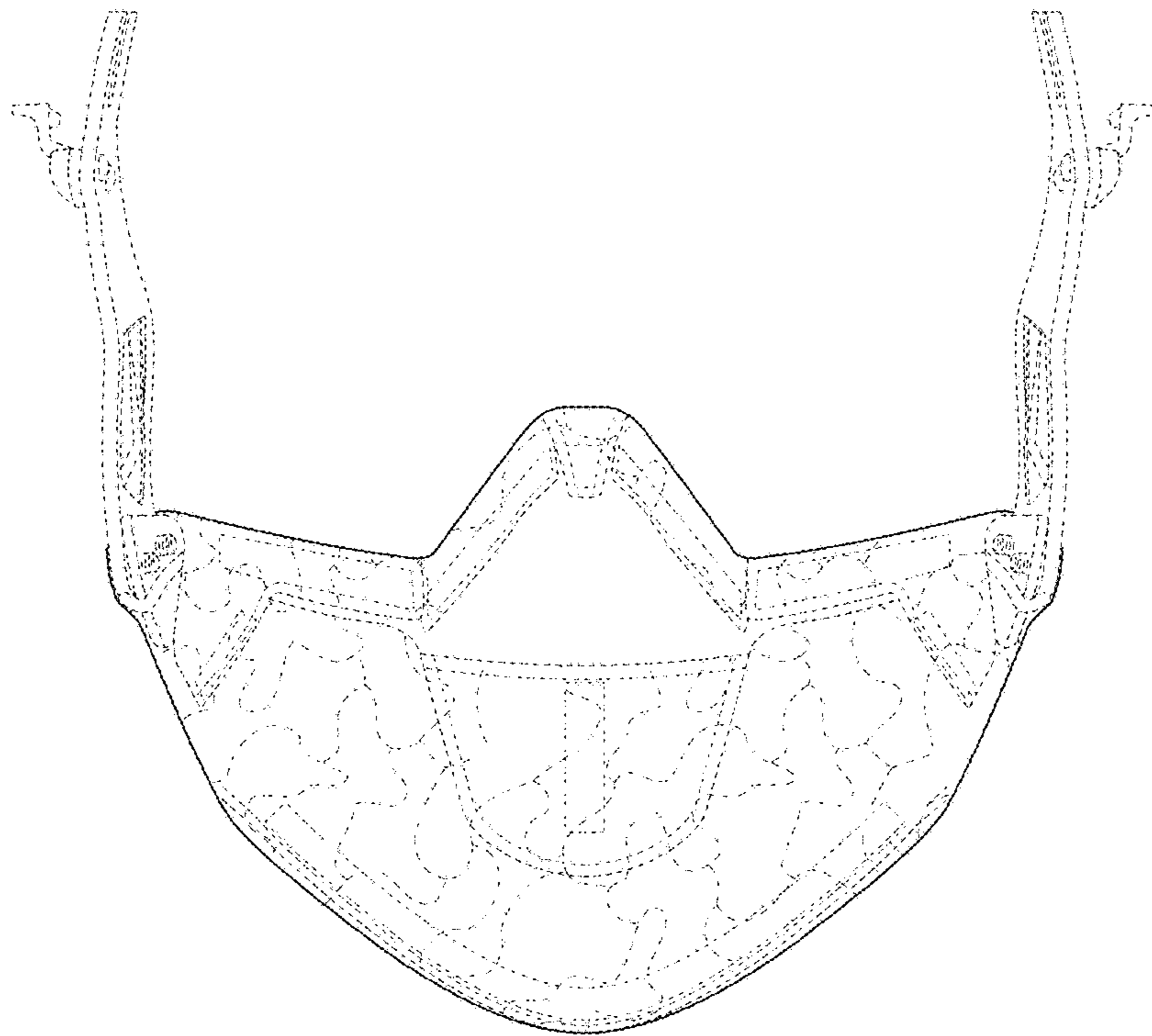


FIG. 4

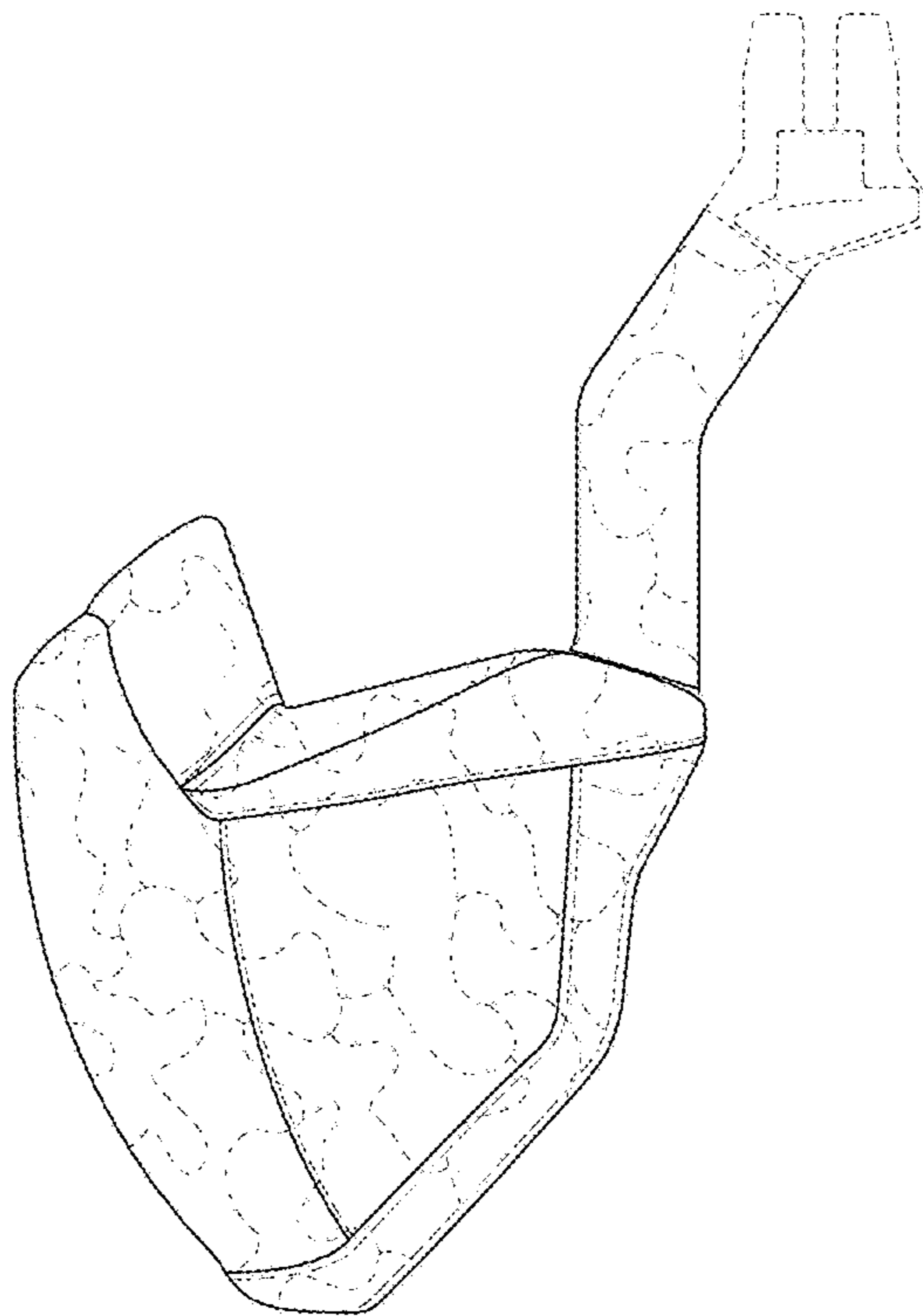


FIG. 5

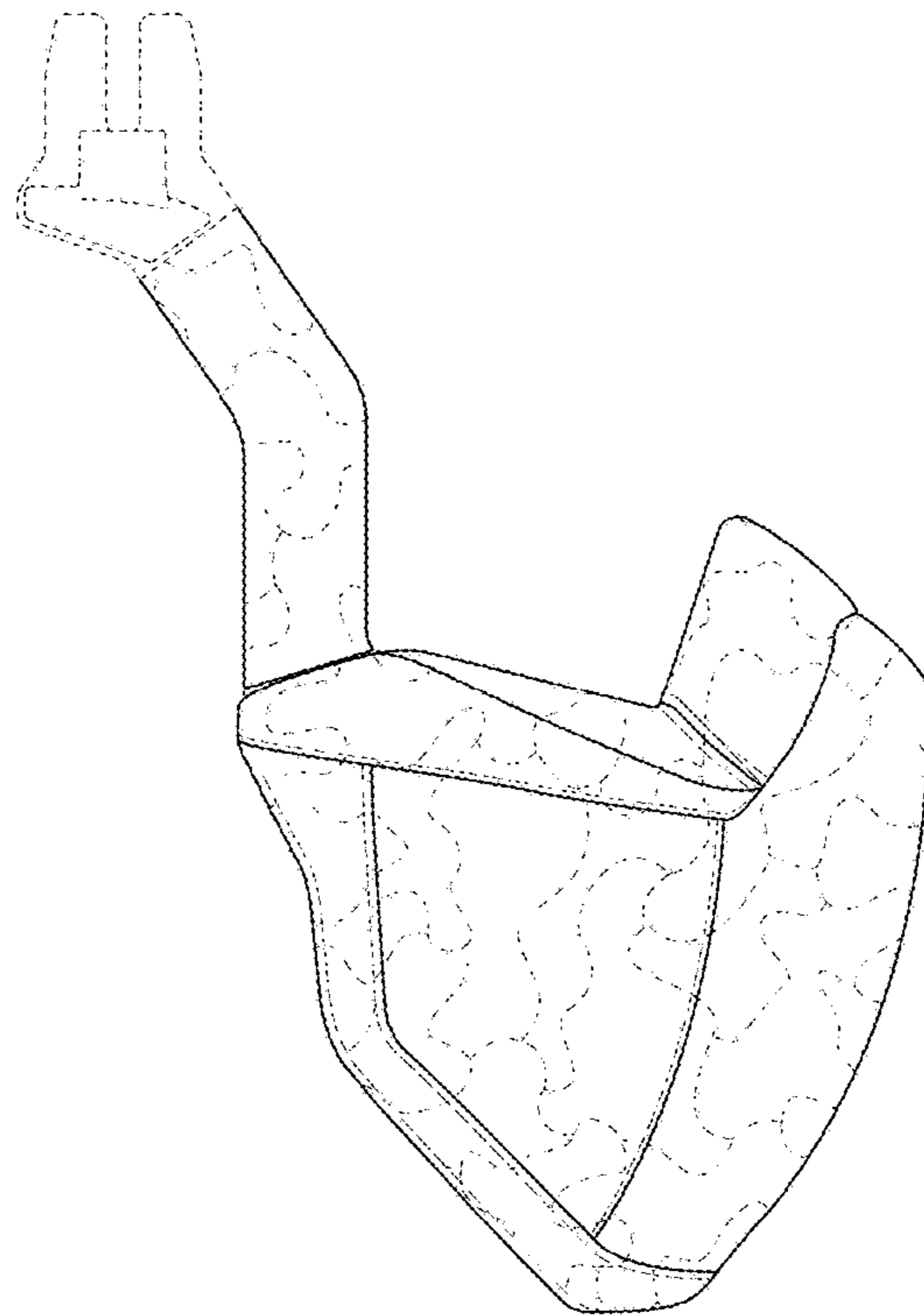


FIG. 6

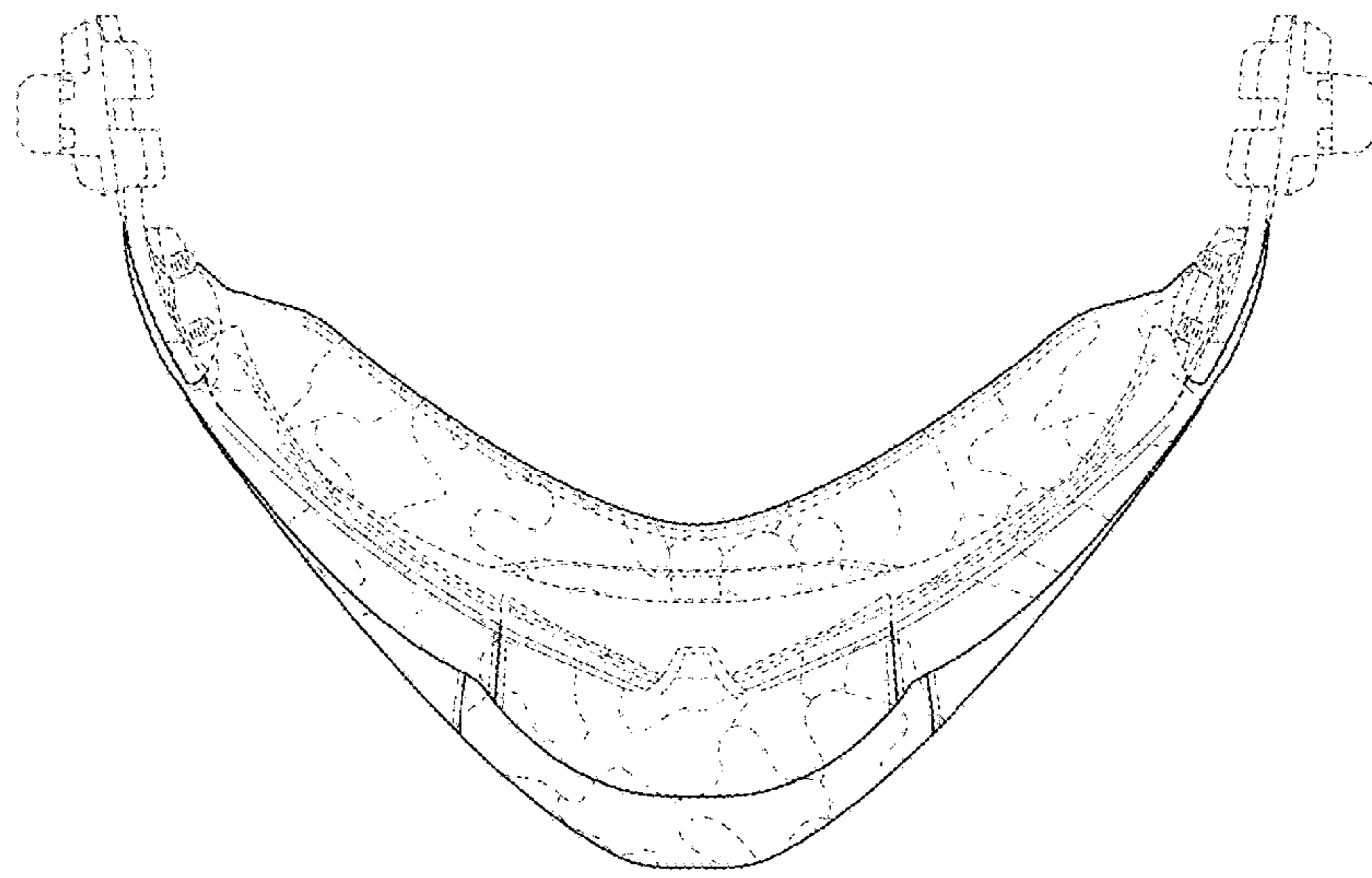


FIG. 7

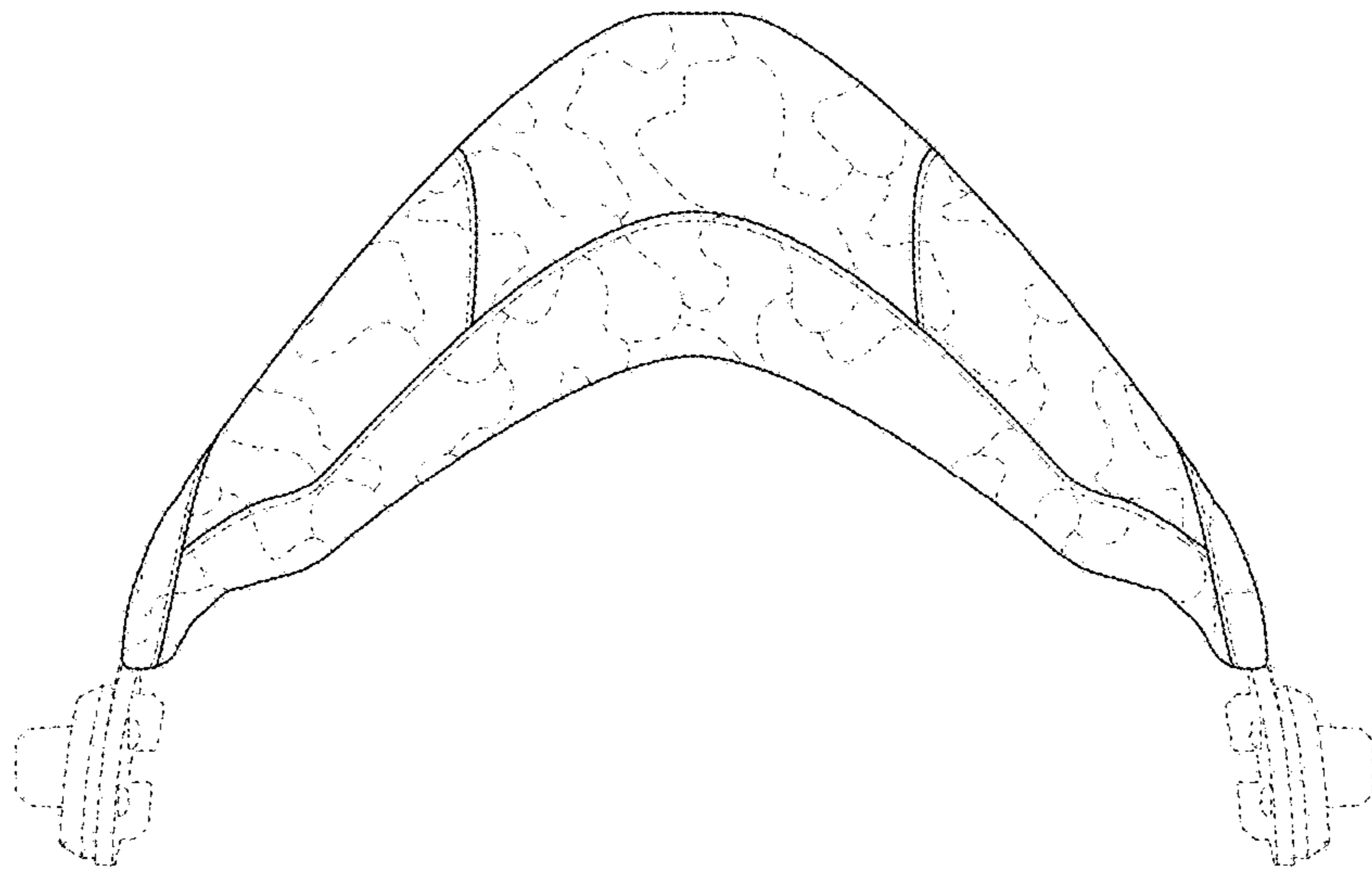


FIG. 8