



US00D849979S

(12) **United States Design Patent** (10) **Patent No.:** **US D849,979 S**
Lehovetzki (45) **Date of Patent:** **** May 28, 2019**

(54) **WORKSHOP LAMP**

(71) Applicant: **STANLEY BLACK & DECKER**
MEA FZE, Jebel Ali, Dubai (AE)

(72) Inventor: **Axel Lehovetzki, Les Lilas (FR)**

(73) Assignee: **Stanley Black & Decker MEA FZE,**
Jebel Ali (AE)

(**) Term: **15 Years**

(21) Appl. No.: **29/627,784**

(22) Filed: **Nov. 29, 2017**

D507,364 S *	7/2005	Lo	D26/37
D530,030 S *	10/2006	Chou	D26/37
D548,837 S *	8/2007	Oikawa	D24/158
D548,863 S *	8/2007	Shiu	D26/37
D572,656 S *	7/2008	Schein	D13/108
D603,541 S *	11/2009	Shiu	D26/38
D649,275 S *	11/2011	Crawford	D26/49
D676,170 S *	2/2013	Feng	D26/38
D729,963 S *	5/2015	Windom	D26/38
D744,136 S *	11/2015	Osiecki	D26/49
D799,084 S *	10/2017	Wu	D26/38
D799,087 S *	10/2017	Koshiba	D26/49
D811,636 S *	2/2018	Galli	D26/49
D817,528 S *	5/2018	Wu	D26/38
D818,621 S *	5/2018	Kunzendorf	D26/49
D822,864 S *	7/2018	Windom	D26/51

* cited by examiner

Related U.S. Application Data

(62) Division of application No. 29/551,674, filed on Jan. 15, 2016, now Pat. No. Des. 838,396.

Foreign Application Priority Data

Jul. 16, 2015 (EM) 002738203-0001
Jul. 16, 2015 (EM) 002738203-0002

(51) **LOC (11) Cl.** **26-02**

(52) **U.S. Cl.**
USPC **D26/49**

(58) **Field of Classification Search**

USPC D26/37-51
CPC F21L 2003/00; F21L 4/00; F21L 4/005;
F21L 4/02; F21L 4/025; F21L 4/027;
F21L 4/04; F21L 4/08; F21L 2005/00;
F21L 7/00; F21L 11/00; F21L 13/00;
F21L 13/04; F21L 13/08; F21L 14/02;
F21L 17/00; F21L 19/00; F21L 25/00

See application file for complete search history.

(56) **References Cited**

U.S. PATENT DOCUMENTS

D419,704 S * 1/2000 Ting D26/37
D491,301 S * 6/2004 Chen D26/37

Primary Examiner — Karen E Kearney

Assistant Examiner — Carissa C Fitts

(74) *Attorney, Agent, or Firm* — Caeden Drayton; Adan Ayala

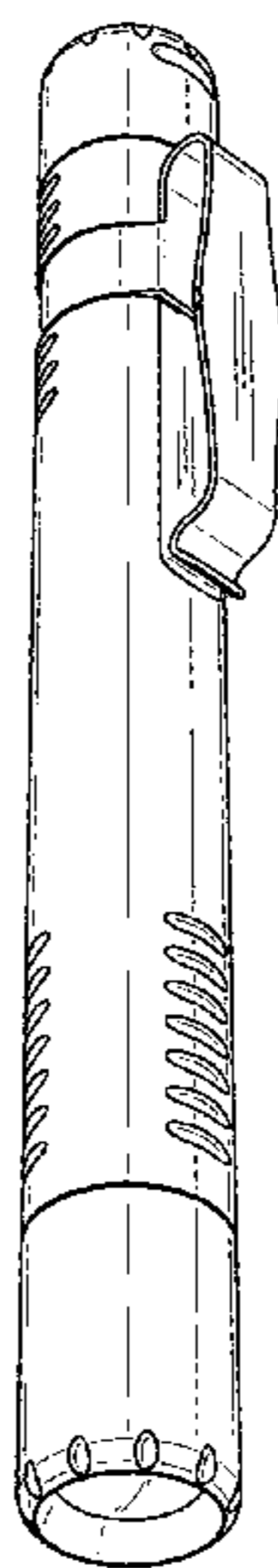
(57) **CLAIM**

The ornamental design for a workshop lamp, as shown and described.

DESCRIPTION

FIG. 1 is a perspective view of a new design.
FIG. 2 is a front view thereof.
FIG. 3 is a rear view thereof.
FIG. 4 is a right side view thereof.
FIG. 5 is a left side view thereof.
FIG. 6 is a top view thereof; and,
FIG. 7 is a bottom view thereof.
The broken lines show portions of the workshop lamp which form no part of the claimed design.

1 Claim, 7 Drawing Sheets



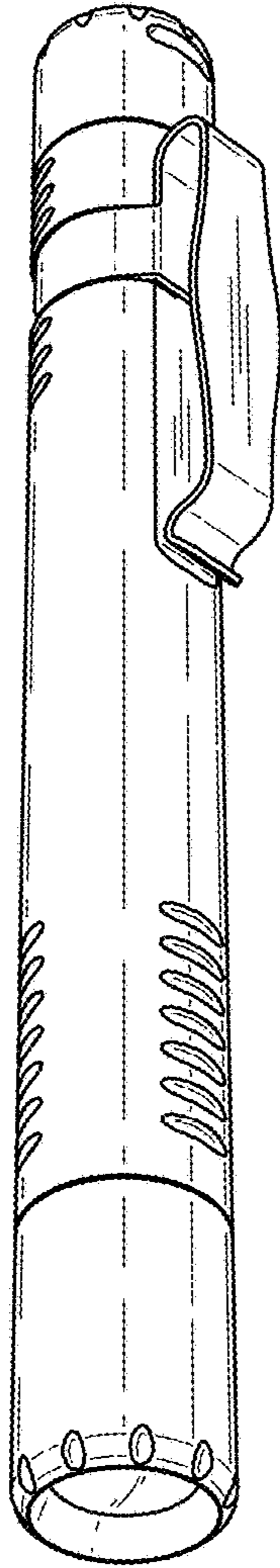


Fig. 1

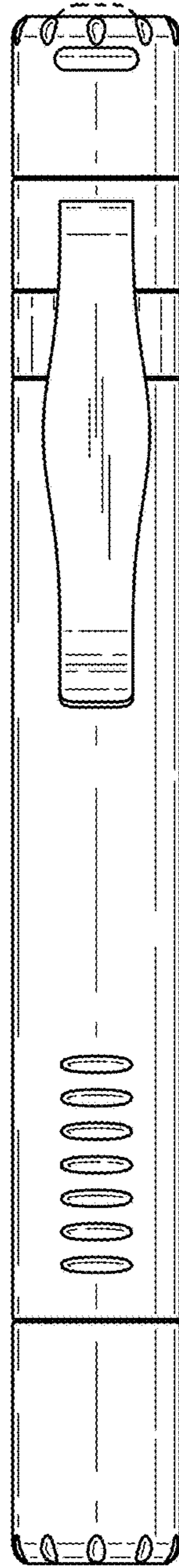


Fig. 2




Fig. 3




Fig. 4

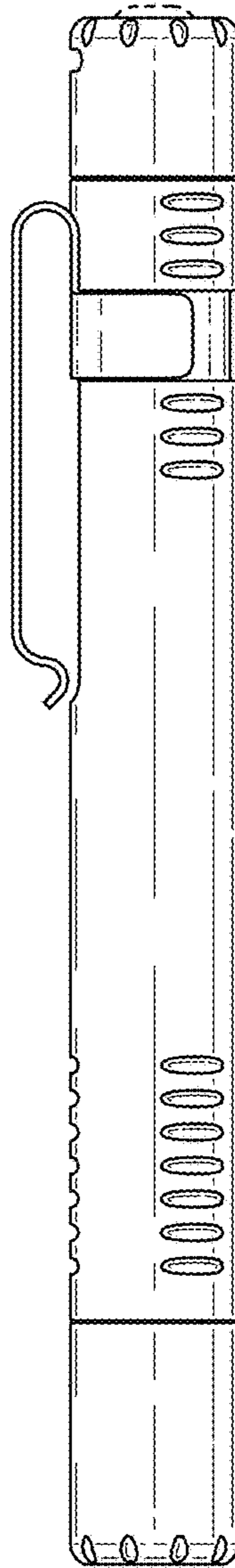


Fig. 5

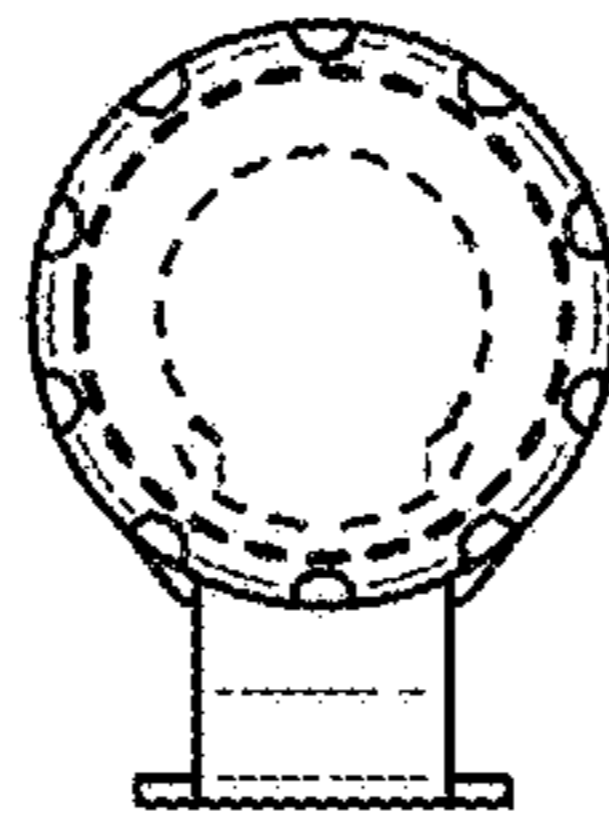


Fig. 6

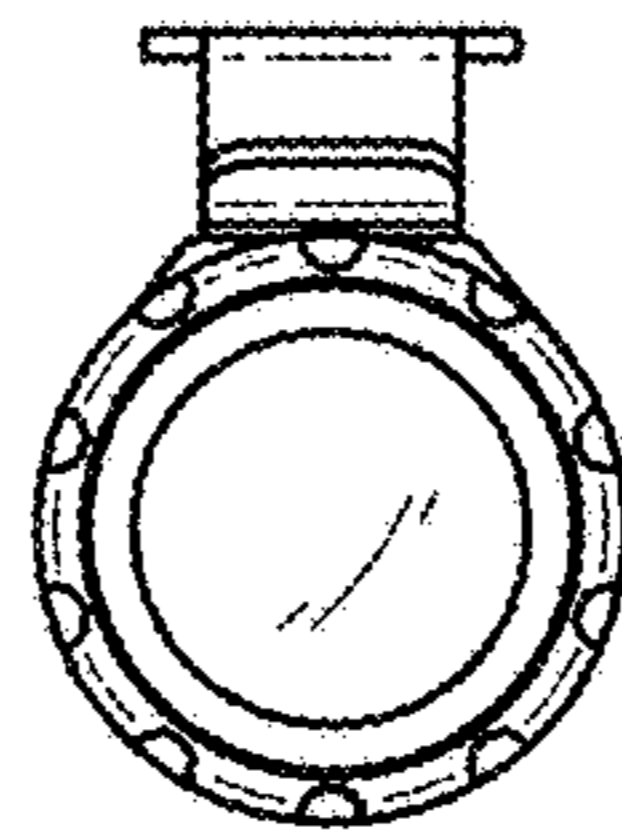


Fig. 7