



US00D849970S

(12) **United States Design Patent** (10) **Patent No.:** **US D849,970 S**  
**Bach** (45) **Date of Patent:** **\*\* May 28, 2019**

(54) **CONSTRUCTION MAT**  
(71) Applicant: **Reynolds Presto Products Inc.**, Lake Forest, IL (US)  
(72) Inventor: **Gary Michael Bach**, Appleton, WI (US)  
(73) Assignee: **Reynolds Presto Products Inc.**, Lake Forest, IL (US)

4,965,097 A 10/1990 Bach  
5,275,502 A 1/1994 Glaza et al.  
5,449,543 A 9/1995 Bach et al.  
5,927,906 A 7/1999 Bach et al.  
D432,667 S 10/2000 Møller  
D448,089 S 9/2001 Fening  
6,395,372 B1 5/2002 Bach

(Continued)

(\*\*) Term: **15 Years**  
(21) Appl. No.: **29/615,137**  
(22) Filed: **Aug. 25, 2017**

**FOREIGN PATENT DOCUMENTS**

BR 302013004575-0001 \* 4/2016  
KR 300494374.0002 A 6/2009

**OTHER PUBLICATIONS**

[https://www.prestogeo.com/gallery\\_presto/products/construction-mats/geoterra-gto-construction-mats/?type=photo](https://www.prestogeo.com/gallery_presto/products/construction-mats/geoterra-gto-construction-mats/?type=photo) Nov. 2016 (Year: 2016).\*

(Continued)

*Primary Examiner* — Leanne Was-Englehart  
(74) *Attorney, Agent, or Firm* — Merchant & Gould P.C.

**Related U.S. Application Data**

(62) Division of application No. 29/550,981, filed on Jan. 8, 2016, now Pat. No. Des. 806,272, which is a division of application No. 29/510,197, filed on Nov. 25, 2014, now Pat. No. Des. 750,280, which is a division of application No. 29/448,410, filed on Mar. 12, 2013, now Pat. No. Des. 721,824.

(57) **CLAIM**

The ornamental design for construction mat, as shown and described.

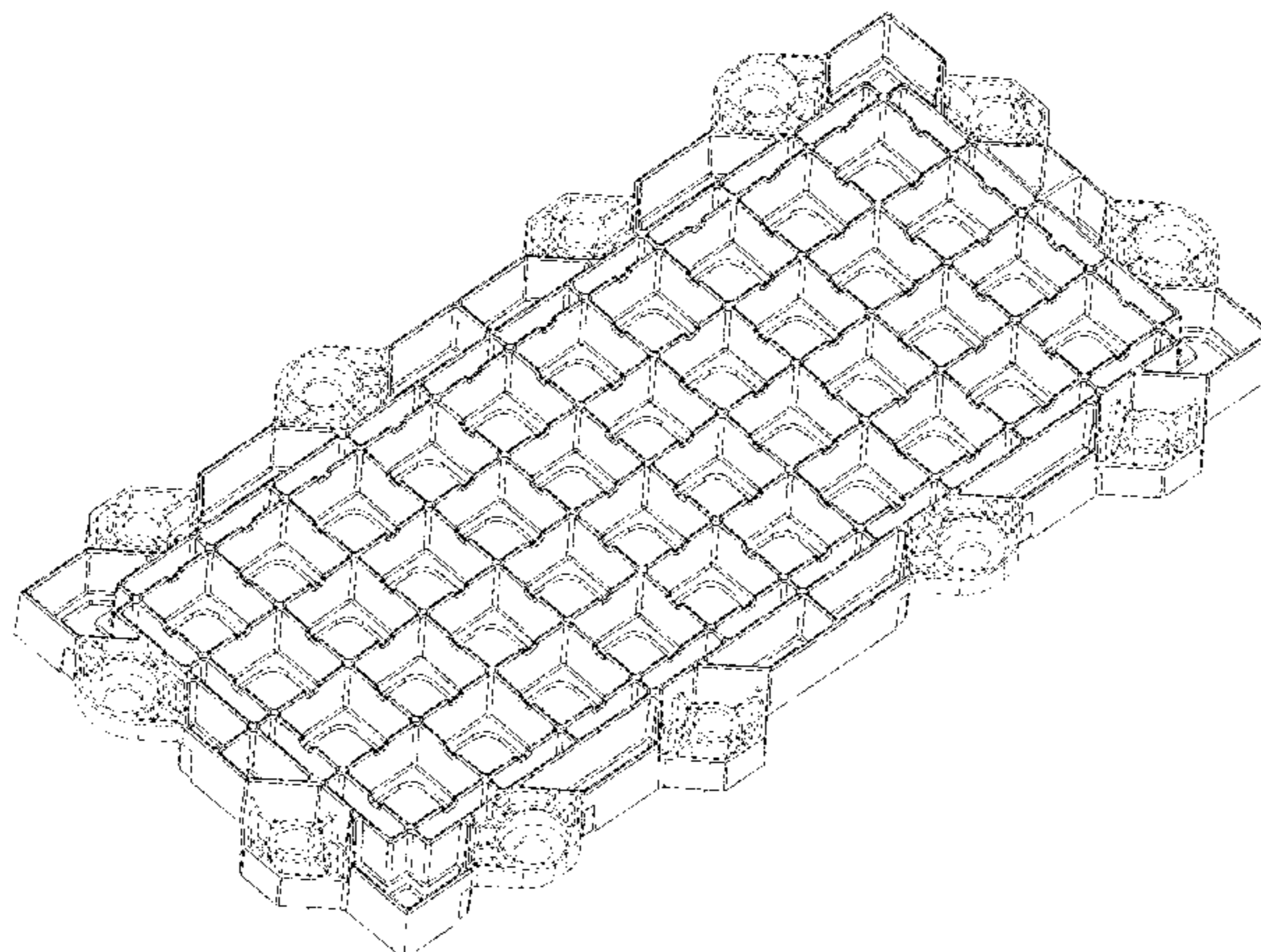
(51) **LOC (11) Cl.** ..... **25-01**  
(52) **U.S. Cl.**  
USPC ..... **D25/156**  
(58) **Field of Classification Search**  
USPC ..... D25/113–118, 138, 152, 153, 155, 156, D25/157, 158  
CPC ... E01C 9/00; E01C 9/08; E01C 9/083; E01C 9/10; E01C 5/00; E01C 15/00; E01C 13/083; E04F 21/00; E04F 15/00; E02D 17/20  
See application file for complete search history.

**DESCRIPTION**

FIG. 1 is a perspective view of a construction mat according to the new design;  
FIG. 2 is a perspective view the opposite side of the construction mat of FIG. 1;  
FIG. 3 is a front view of FIG. 1;  
FIG. 4 is a rear view of FIG. 1;  
FIG. 5 is a right side view of FIG. 1;  
FIG. 6 is left side view of FIG. 1;  
FIG. 7 is a top view of FIG. 1; and,  
FIG. 8 is a bottom view of FIG. 1 and a top view of FIG. 2. The broken lines depict portions of the construction mat that form no part of the claimed design.

(56) **References Cited**  
U.S. PATENT DOCUMENTS  
70,076 A 10/1867 Dean  
3,765,136 A 10/1973 Mudd  
D301,530 S \* 6/1989 Jonker ..... D25/155

**1 Claim, 6 Drawing Sheets**



(56)

References Cited

U.S. PATENT DOCUMENTS

6,428,870 B1 \* 8/2002 Bohnhoff ..... E02B 11/00  
405/50

7,210,876 B2 5/2007 Moralez et al.

D552,268 S \* 10/2007 Bozouklian ..... D25/156

D555,809 S \* 11/2007 Urriola ..... D25/118

D570,503 S \* 6/2008 Leier ..... D25/156

D571,023 S \* 6/2008 Urriola ..... D25/118

D571,024 S \* 6/2008 Lee ..... D25/118

7,544,010 B2 6/2009 Restrepo et al.

7,690,160 B2 4/2010 Moller, Jr.

7,955,025 B2 6/2011 Murphy et al.

8,182,179 B2 \* 5/2012 Bohnhoff ..... E02D 17/20  
405/284

8,282,310 B2 10/2012 White

D685,924 S \* 7/2013 Lee ..... D25/118

D720,437 S \* 12/2014 Togawa ..... D23/261

D721,191 S \* 1/2015 Amend ..... D25/157

D721,824 S \* 1/2015 Bach ..... D25/60

D728,750 S \* 5/2015 Togawa ..... D23/261

9,206,559 B2 12/2015 Bach et al.

D750,280 S \* 2/2016 Bach ..... D25/156

D753,320 S \* 4/2016 Gooden ..... D25/114

D771,837 S \* 11/2016 Astacio ..... D25/117

D806,272 S \* 12/2017 Bach ..... D25/156

2003/0190969 A1 10/2003 Barlow et al.

2006/0048469 A1 3/2006 MacLean et al.

2007/0223993 A1 9/2007 Peterson et al.

2008/0072514 A1 3/2008 Barlow

2008/0175662 A1 7/2008 Schmalbach et al.

2008/0175663 A1 \* 7/2008 Schmalbach ..... B25B 33/00  
404/40

2011/0097151 A1 \* 4/2011 Lee ..... E01C 13/083  
405/39

2012/0047707 A1 3/2012 Schmalbach et al.

2012/0057932 A1 \* 3/2012 Marshall ..... E01C 9/004  
404/35

2012/0243949 A1 9/2012 Schneider et al.

2014/0270945 A1 \* 9/2014 Bach ..... E01C 5/20  
404/36

OTHER PUBLICATIONS

Geoterra™ Structural Mat System Specification & Installation  
Guideline, pp. 1-17 (Jun. 18, 2008).

Megadeck™ Field Manual, published prior to Mar. 12, 2013.

Megadeck™ Heavy-Duty Composite Access Mats, published prior  
to Mar. 12, 2013.

Partial International Search Report for PCT/US2014/020334 dated  
Jul. 24, 2014.

International Search Report and Written Opinion for PCT/US2014/  
020334 dated Oct. 15, 2014.

[http://www.prestogeo.com/wp-content/uploads/2016/10/GEOTERRA-  
Construction-Mats-Infographic.pdf](http://www.prestogeo.com/wp-content/uploads/2016/10/GEOTERRA-Construction-Mats-Infographic.pdf) 2016, Available October.

[https://www.youtube.com/watch?list=PLjK2JehROsndWaACmU1  
hJmd2tmaSFOHV\\_&v=TZivGSwDHRU](https://www.youtube.com/watch?list=PLjK2JehROsndWaACmU1hJmd2tmaSFOHV_&v=TZivGSwDHRU), posted Nov. 14, 2014.

\* cited by examiner

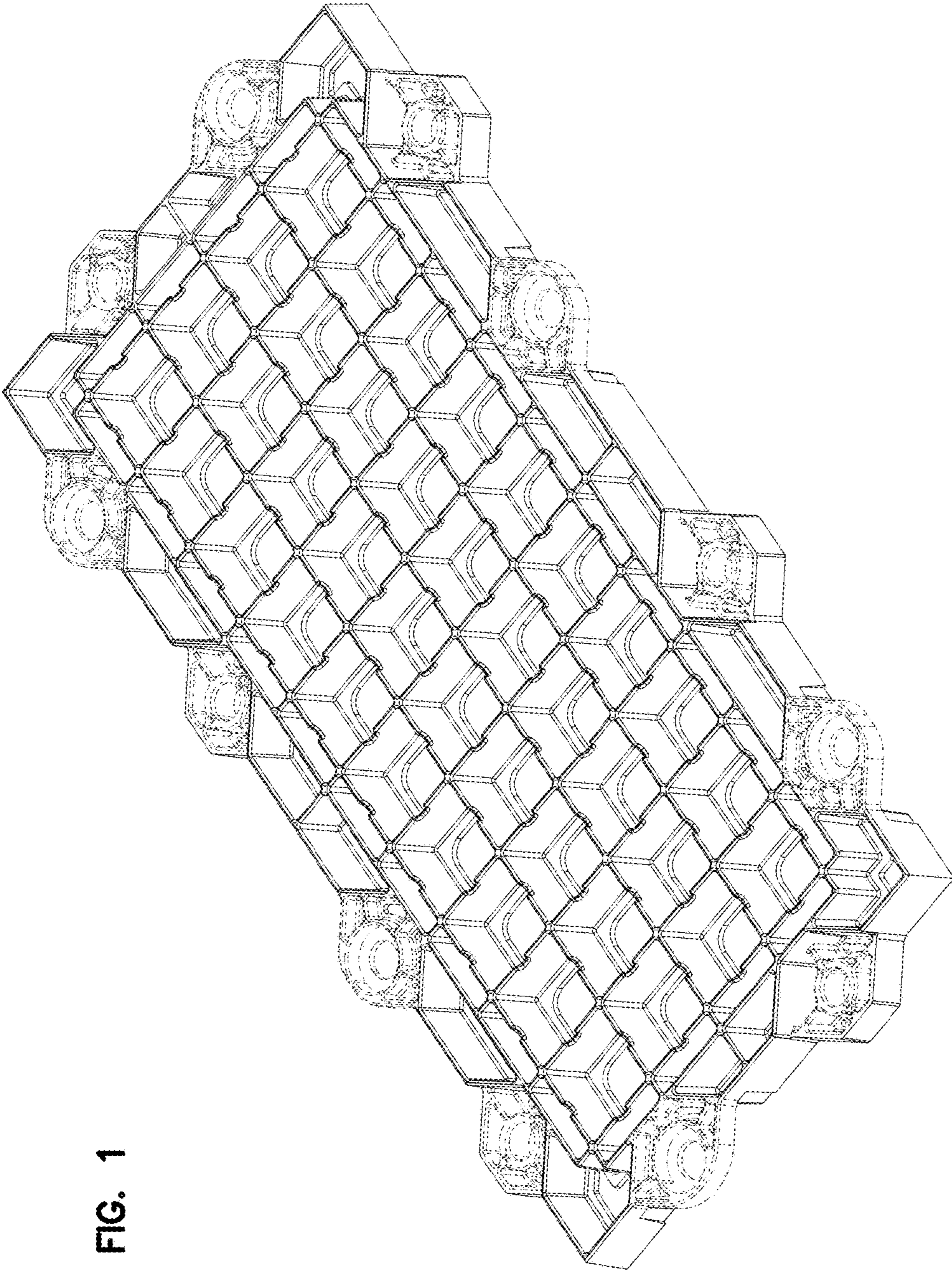


FIG. 1

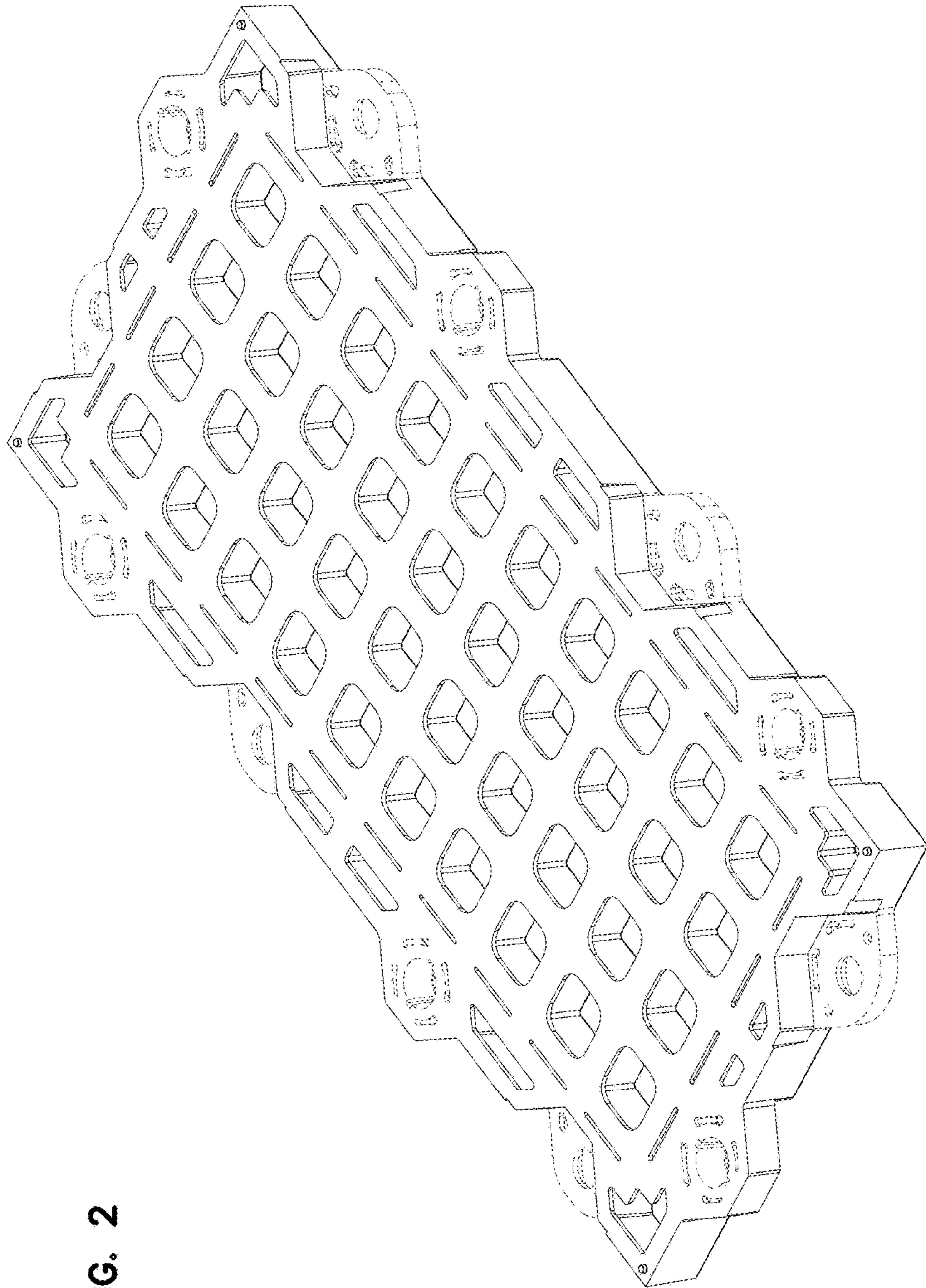


FIG. 2

FIG. 3





FIG. 4






FIG. 5

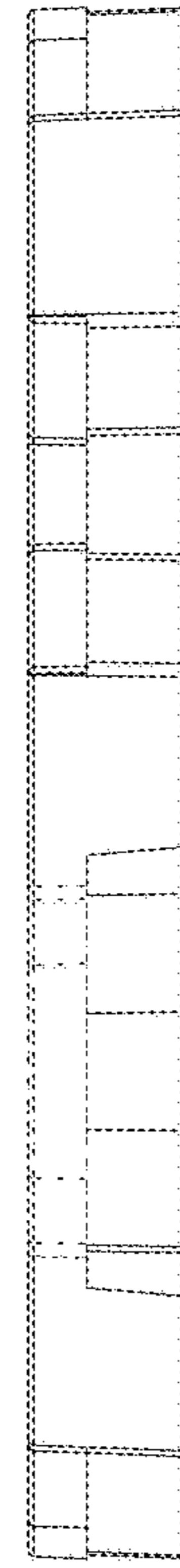


FIG. 6




FIG. 7




FIG. 8