



US00D849947S

(12) **United States Design Patent** (10) **Patent No.:** **US D849,947 S**
Ordonez et al. (45) **Date of Patent:** **** May 28, 2019**

(54) **CORPECTOMY SPACER**
 (71) Applicant: **Choice Spine, LP**, Knoxville, TN (US)
 (72) Inventors: **Bernardo Jose Ordonez**, Virginia Beach, VA (US); **Benjamin G. Harder**, Knoxville, TN (US); **Stephen Ainsworth**, Knoxville, TN (US)
 (73) Assignee: **CHOICE SPINE, LLC**, Knoxville, TN (US)

D650,481 S * 12/2011 Gottlieb A61F 2/447
 D24/155
 D677,791 S * 3/2013 Danacioglu D24/155
 D737,446 S * 8/2015 Butler A61F 2/4455
 D24/155
 D741,488 S * 10/2015 Tohmeh D24/155
 9,381,093 B1 * 7/2016 Morris A61B 17/7059
 9,610,169 B2 * 4/2017 Howard A61F 2/442
 2004/0092929 A1 5/2004 Zindrick
 2014/0046447 A1 2/2014 Dunworth et al.
 2015/0196398 A1 7/2015 Camprasse et al.

* cited by examiner

(**) Term: **15 Years**

Primary Examiner — Charles D Hanson
 (74) *Attorney, Agent, or Firm* — Luedeka Neely Group, PC

(21) Appl. No.: **29/616,053**

(22) Filed: **Sep. 1, 2017**

(57) **CLAIM**

(51) **LOC (11) Cl.** **24-03**

The ornamental design for a corpectomy spacer, as shown and described.

(52) **U.S. Cl.**

DESCRIPTION

USPC **D24/155**

(58) **Field of Classification Search**

USPC D24/155
 CPC A61F 2/4611; A61F 2/442; A61F 2/447;
 A61F 2220/0025; A61F 2310/00023;
 A61F 2310/00017; A61F 2002/4475;
 A61F 2002/30841; A61F 2002/2835;
 A61F 2002/30904; A61F 2002/30785;
 A61F 2002/443; A61F 2002/30578

See application file for complete search history.

FIG. 1 is a perspective view of a corpectomy spacer of our new design;
 FIG. 2 is an anterior view of the corpectomy spacer of FIG. 1;
 FIG. 3 is a posterior view of the corpectomy spacer of FIG. 1;
 FIG. 4 is a right side view of the corpectomy spacer of FIG. 1;
 FIG. 5 is a left side view of the corpectomy spacer of FIG. 1.
 FIG. 6 is a top end view of the corpectomy spacer of FIG. 1; and,
 FIG. 7 is a bottom end view of the corpectomy spacer of FIG. 1.

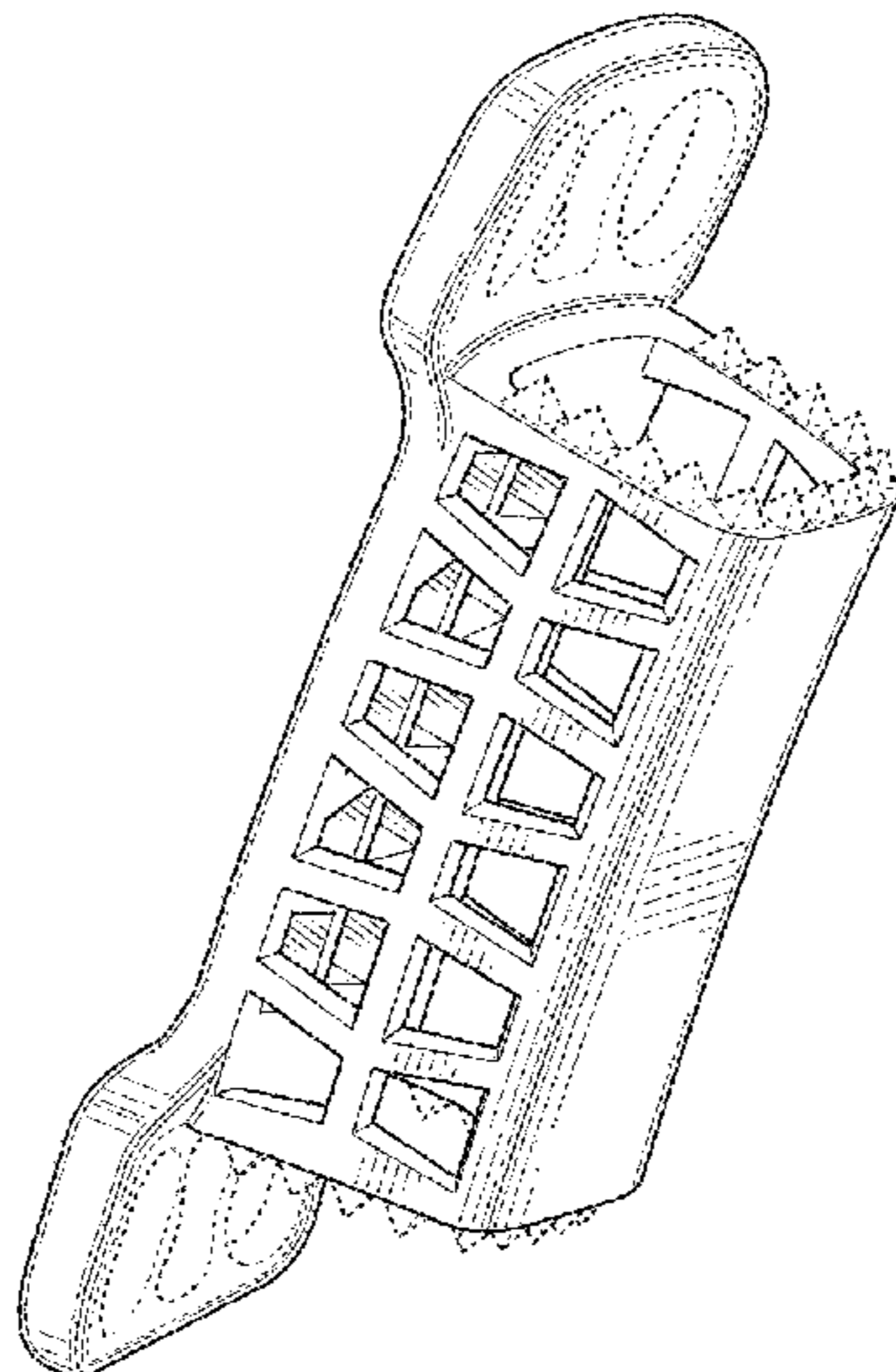
The broken lines in the drawings are included for the purpose of illustrating unclaimed features and form no part of the claimed design.

(56) **References Cited**

U.S. PATENT DOCUMENTS

6,342,055 B1 1/2002 Eisermann et al.
 6,666,889 B1 * 12/2003 Commarmond A61F 2/4455
 606/247
 7,169,183 B2 * 1/2007 Liu A61F 2/447
 623/17.16
 D580,551 S * 11/2008 Cohen A61F 2/30771
 D24/155

1 Claim, 6 Drawing Sheets



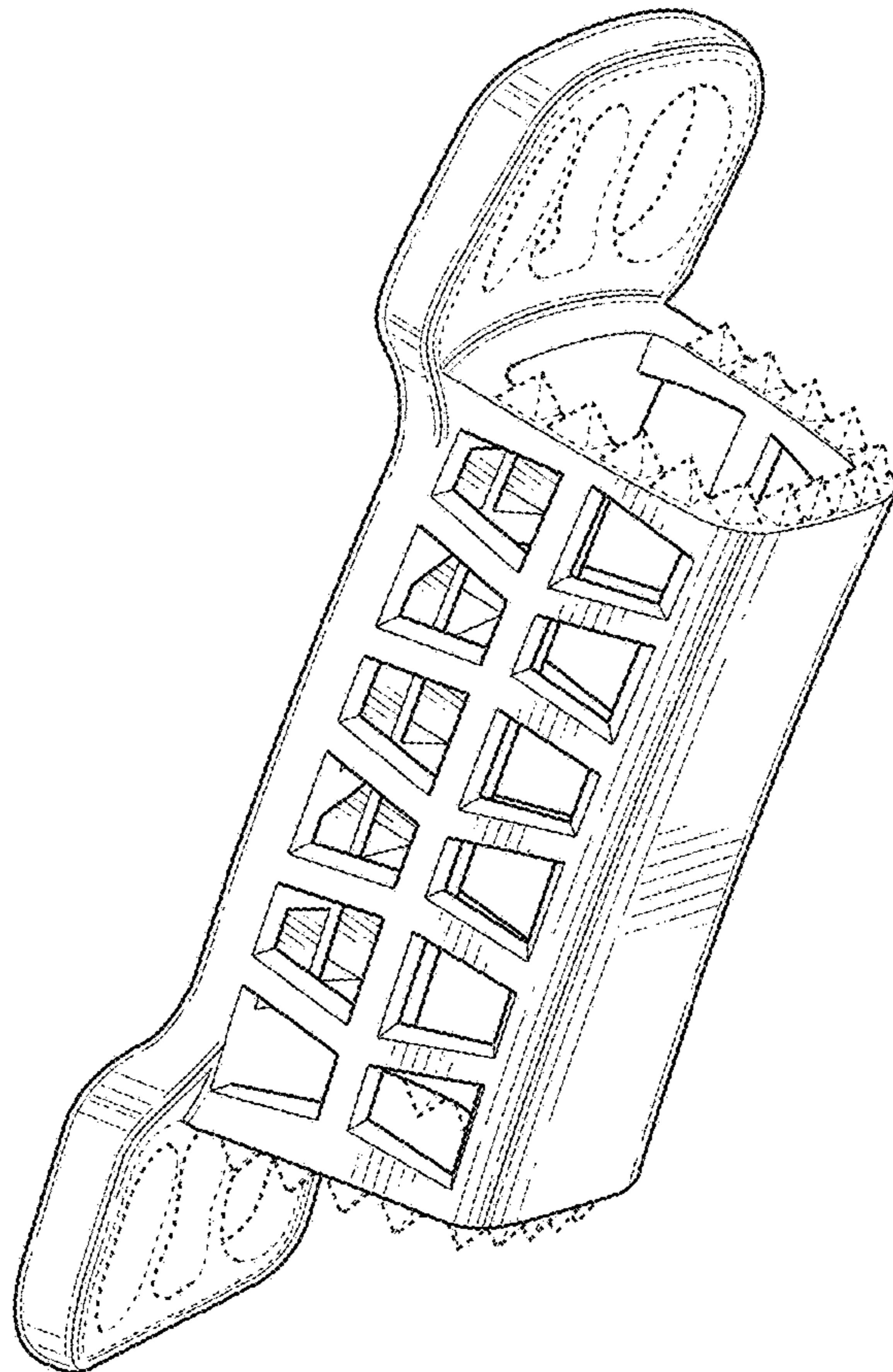


FIG. 1

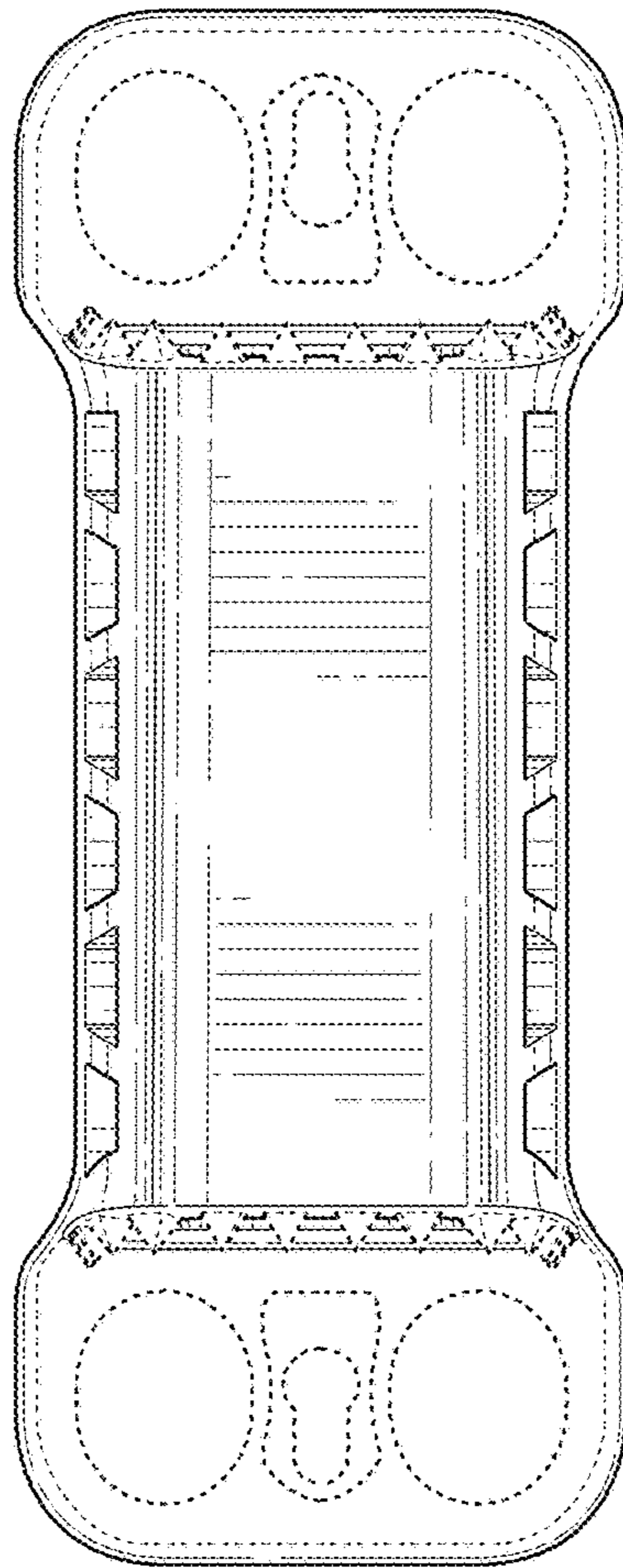


FIG. 2

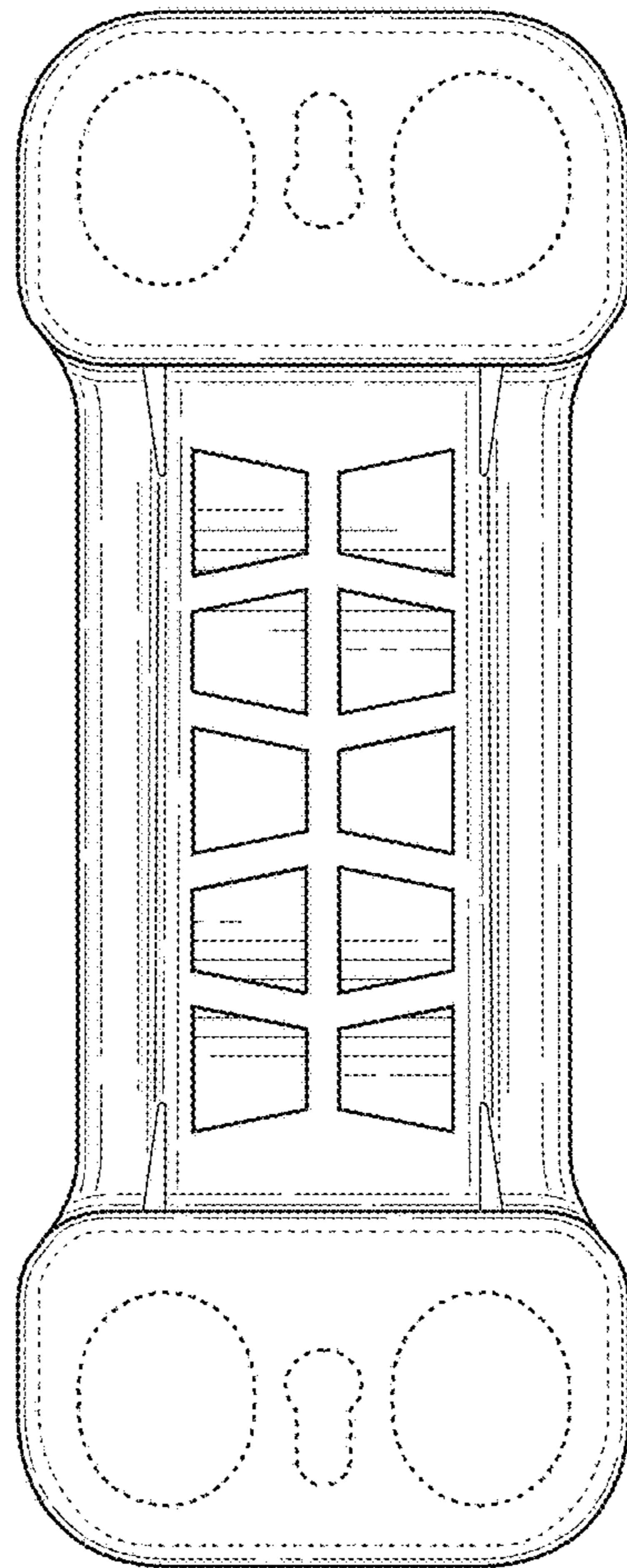


FIG. 3

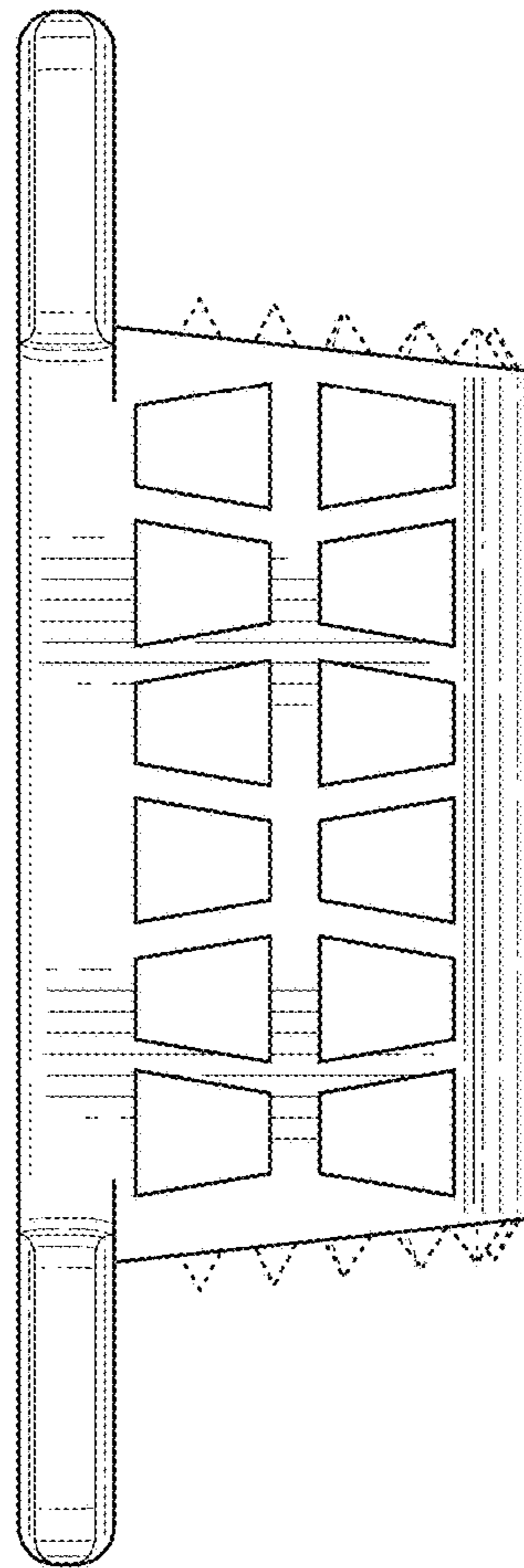


FIG. 4

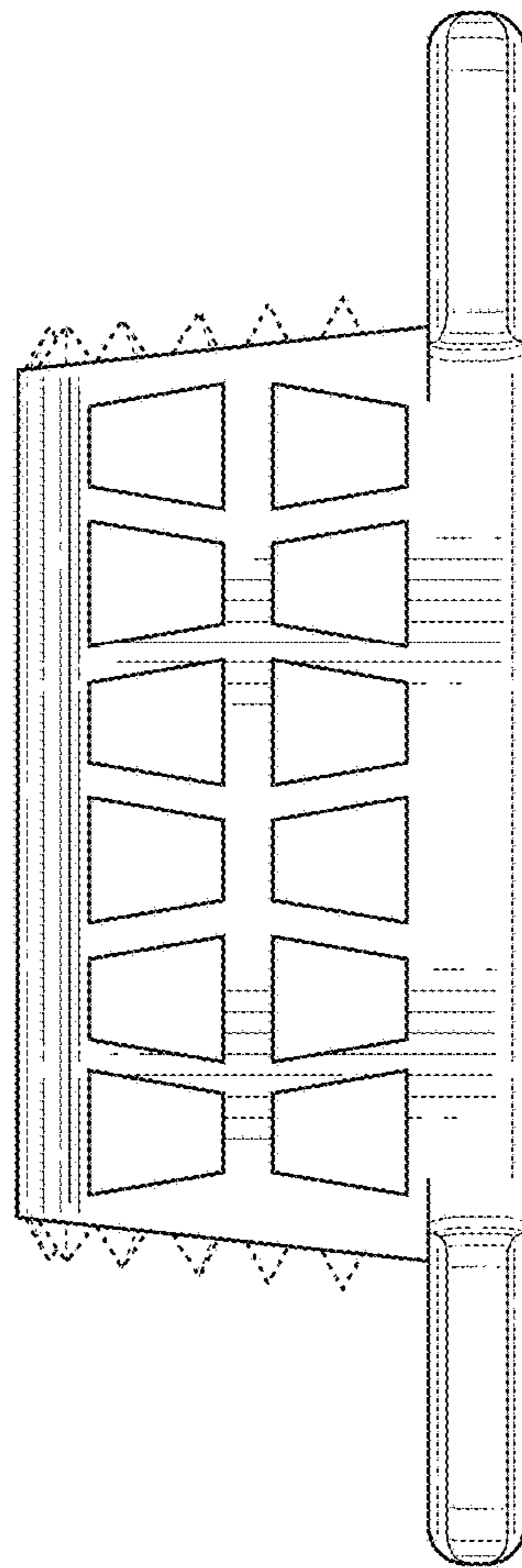


FIG. 5

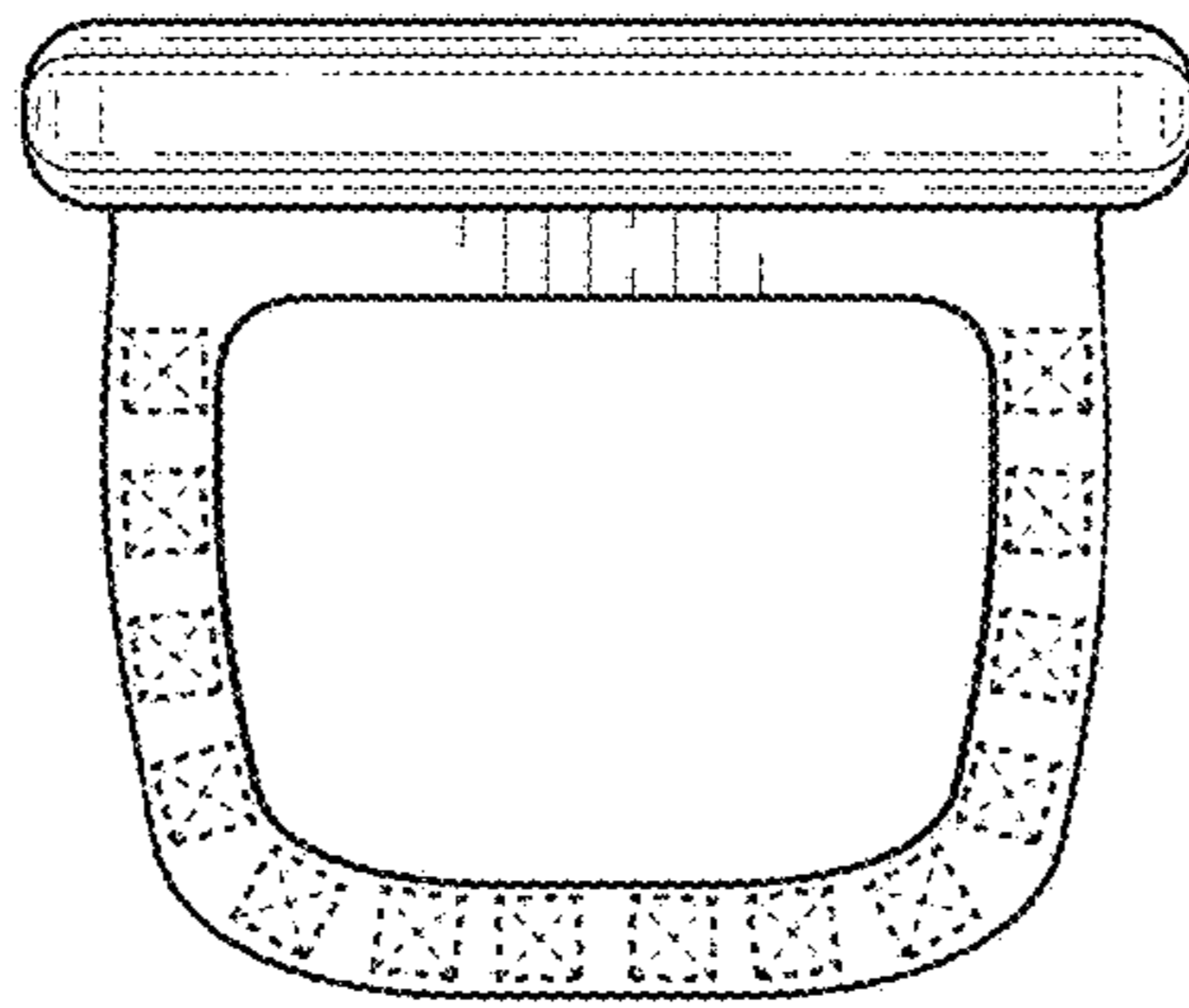


FIG. 6

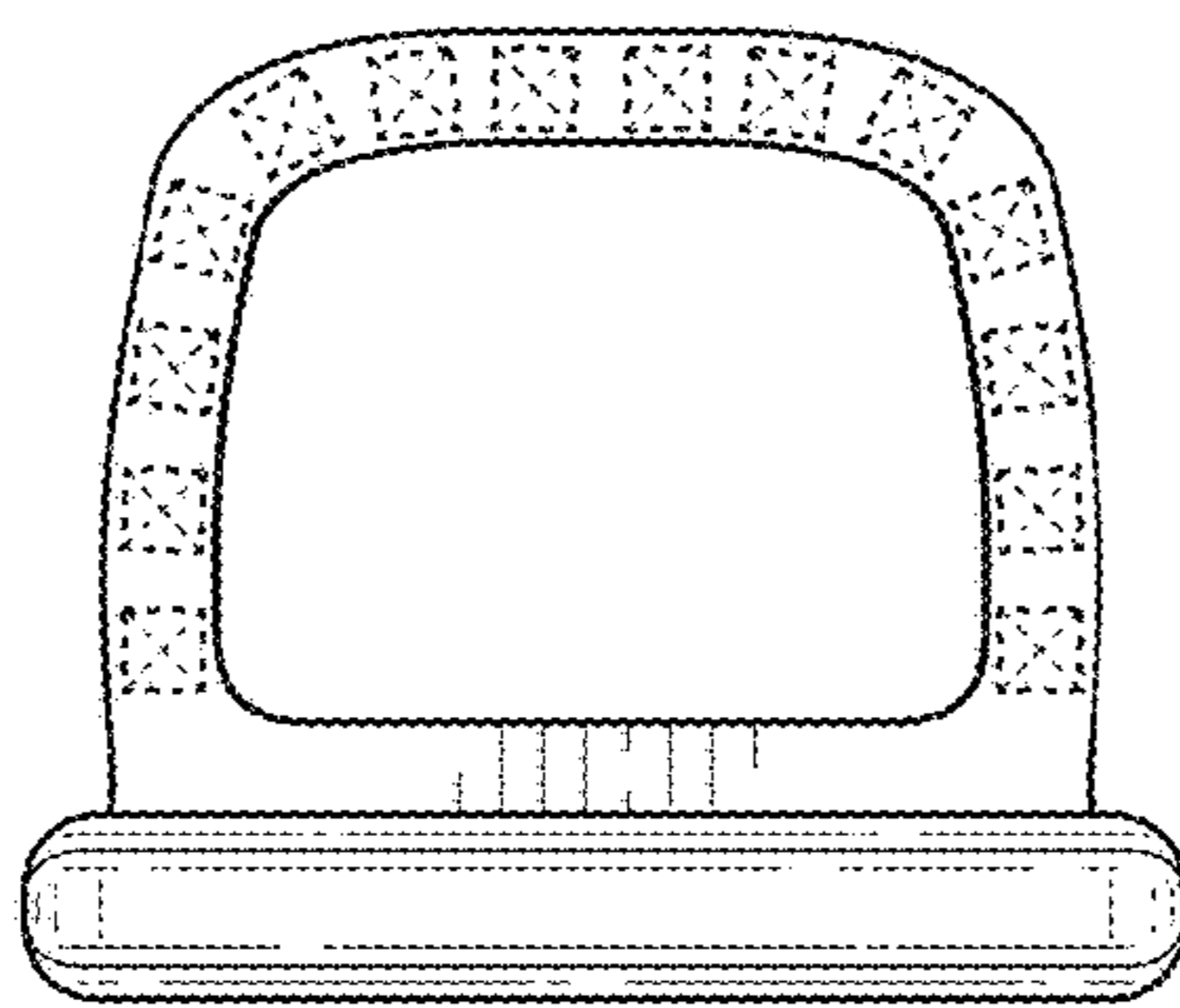


FIG. 7