



US00D849946S

(12) **United States Design Patent**
Gustine et al.

(10) **Patent No.:** **US D849,946 S**

(45) **Date of Patent:** **** May 28, 2019**

(54) **INTERSPINOUS PROCESS SPACER**

Primary Examiner — Charles D Hanson

(71) Applicant: **NuVasive, Inc.**, San Diego, CA (US)

(57) **CLAIM**

The ornamental design for an interspinous process spacer, substantially as shown and described.

(72) Inventors: **Seth Gustine**, Encinitas, CA (US);
Jeremy Malik, San Diego, CA (US);
Hyun Bae, Santa Monica, CA (US)

(73) Assignee: **NuVasive, Inc.**, San Diego, CA (US)

(**) Term: **15 Years**

DESCRIPTION

(21) Appl. No.: **29/550,016**

(22) Filed: **Dec. 30, 2015**

(51) **LOC (11) Cl.** **24-03**

(52) **U.S. Cl.**
USPC **D24/155**

(58) **Field of Classification Search**

USPC D24/155-157
CPC A61F 2/4611; A61F 2/442; A61F 2/447;
A61F 2220/0025; A61F 2310/00023;
A61F 2310/00017; A61F 2002/4475;
A61F 2002/30841; A61F 2002/2835;
A61F 2002/30904; A61F 2002/30785;
A61F 2002/443; A61F 2002/30578

See application file for complete search history.

FIG. 1 is a perspective view of an interspinous process spacer showing our new design;

FIG. 2 is another perspective view of the interspinous process spacer of FIG. 1;

FIG. 3 is a front view of the interspinous process spacer of FIG. 1;

FIG. 4 is a back view of the interspinous process spacer of FIG. 1;

FIG. 5 is a first side view of the interspinous process spacer of FIG. 1;

FIG. 6 is a second side view of interspinous process spacer of FIG. 1;

FIG. 7 is a top view of the interspinous process spacer of FIG. 1;

FIG. 8 is a bottom view of the interspinous process spacer of FIG. 1;

FIG. 9 is a perspective view of an alternative embodiment of an interspinous process spacer;

FIG. 10 is another perspective view of the interspinous process spacer of FIG. 9;

FIG. 11 is a front view of the interspinous process spacer of FIG. 9;

FIG. 12 is a back view of the interspinous process spacer of FIG. 9;

FIG. 13 is a first side view of the interspinous process spacer of FIG. 9;

FIG. 14 is a second side view of the interspinous process spacer of FIG. 9;

FIG. 15 is a top view of the interspinous process spacer of FIG. 9; and,

FIG. 16 is a bottom view of the interspinous process spacer of FIG. 9.

(56) **References Cited**

U.S. PATENT DOCUMENTS

4,277,238 A 7/1981 Katagiri
4,434,094 A 2/1984 Seyedin
(Continued)

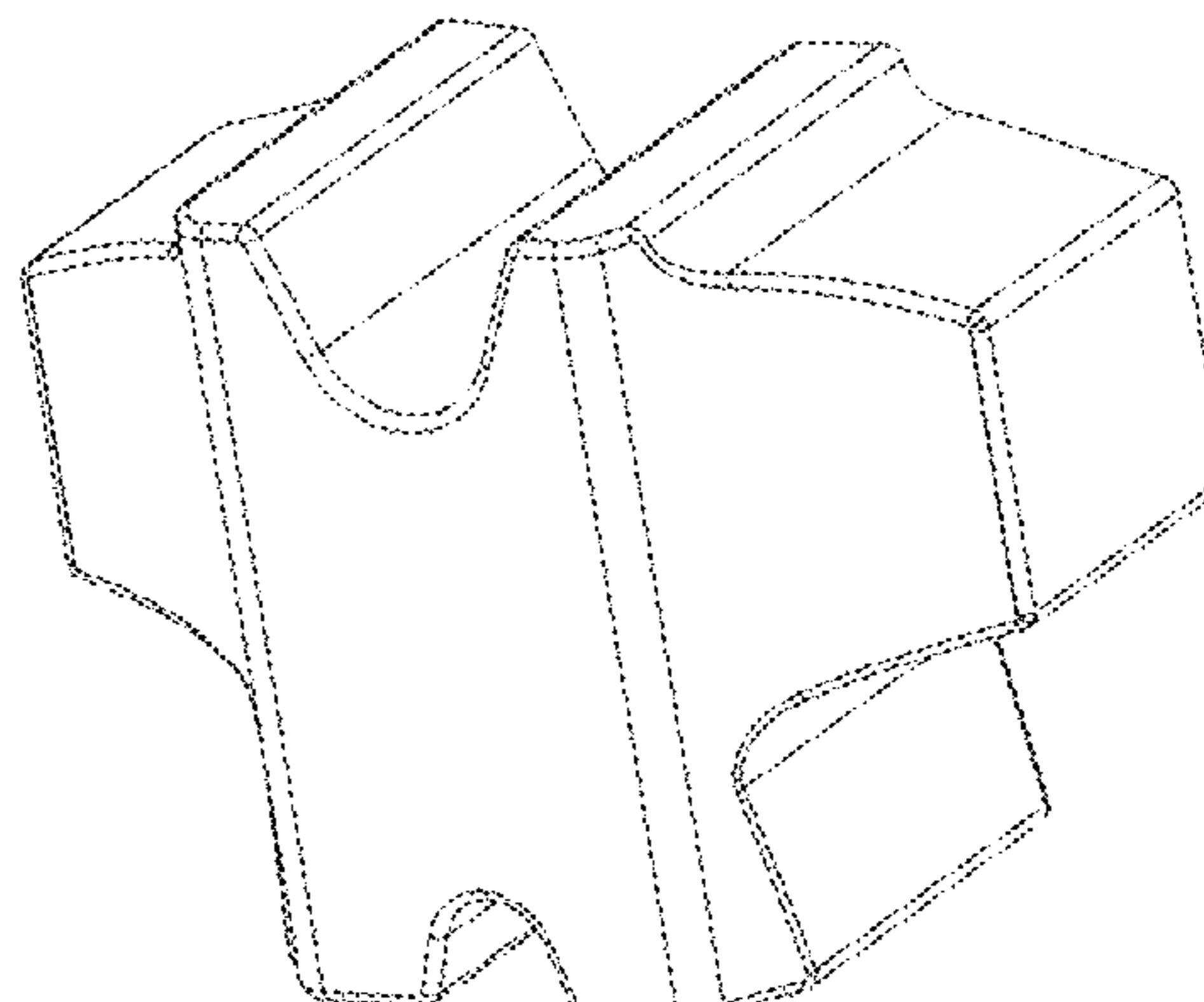
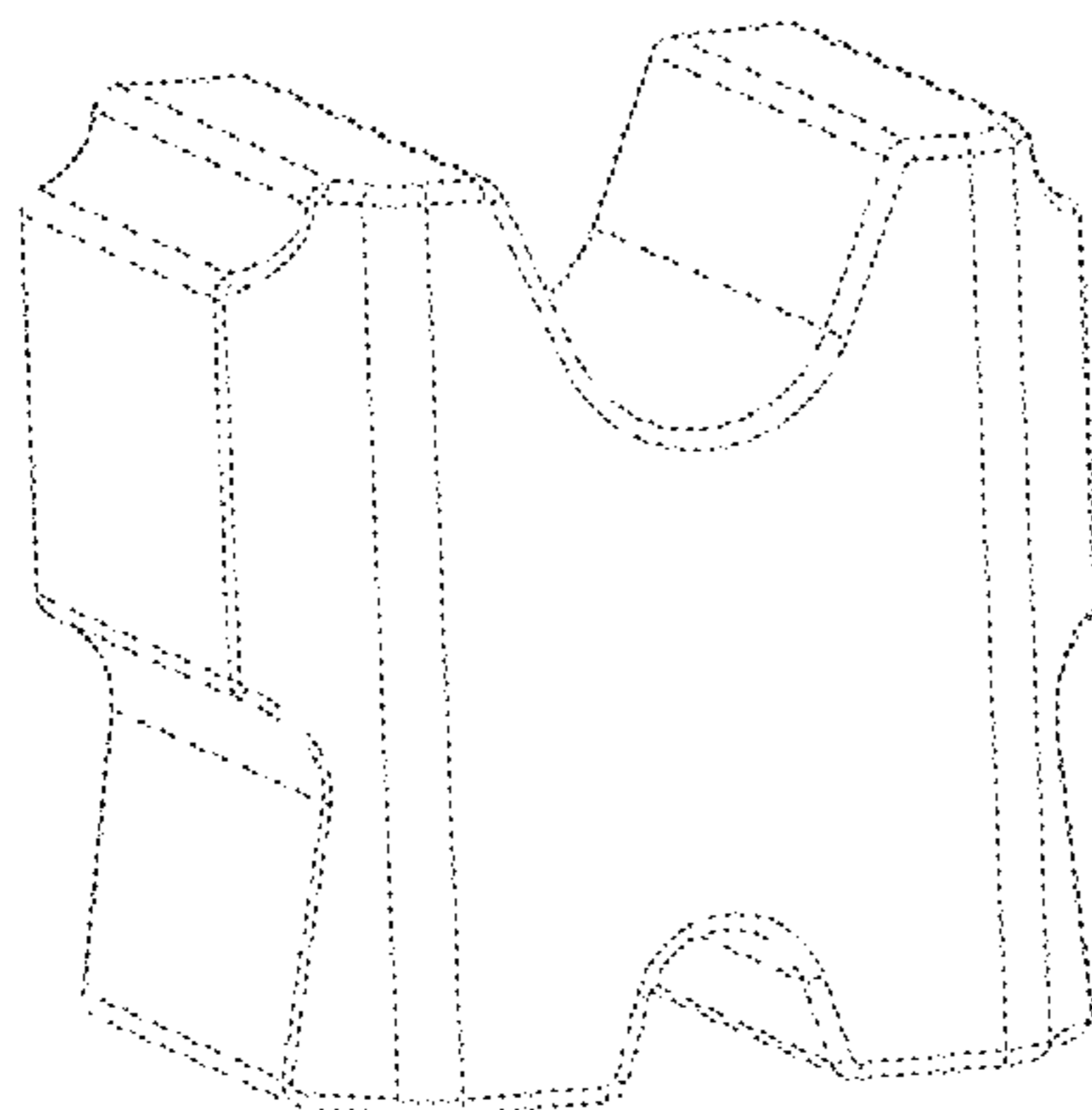
FOREIGN PATENT DOCUMENTS

AU 2013205656 5/2013
EP 0585168 3/1994
(Continued)

OTHER PUBLICATIONS

US 5,183,570 A, 02/1993, Notoya (withdrawn)

1 Claim, 8 Drawing Sheets



(56)

References Cited

U.S. PATENT DOCUMENTS

4,681,763 A 7/1987 Nathanson
 4,988,358 A 1/1991 Eppley
 5,073,373 A 12/1991 O'Leary
 5,092,883 A 3/1992 Eppley
 5,275,954 A 1/1994 Wolfinbarger
 5,284,655 A 2/1994 Bogdansky
 5,290,558 A 3/1994 O'Leary
 5,298,254 A 3/1994 Prewett
 5,439,684 A 8/1995 Prewett
 5,484,601 A 1/1996 O'Leary
 5,507,813 A 4/1996 Dowd
 6,189,537 B1 2/2001 Wolfinbarger
 6,305,379 B1 10/2001 Wolfinbarger
 6,562,073 B2 5/2003 Foley
 6,616,698 B2 9/2003 Scarborough
 6,630,153 B2 10/2003 Long
 6,635,087 B2 10/2003 Angelucci
 6,652,593 B2 11/2003 Boyer
 6,706,067 B2 3/2004 Shimp
 6,730,124 B2 5/2004 Steiner
 6,776,800 B2 8/2004 Boyer
 6,855,169 B2 2/2005 Boyer
 6,890,354 B2 5/2005 Steiner
 7,019,192 B2 3/2006 Gertzman
 7,045,141 B2 5/2006 Merboth
 7,137,996 B2 11/2006 Steiner
 7,141,066 B2 11/2006 Steiner
 7,144,425 B2 12/2006 Steiner
 7,201,773 B2 4/2007 Steiner
 7,309,356 B2 12/2007 Steiner
 7,323,193 B2 1/2008 Morris
 7,354,452 B2 4/2008 Foley
 7,608,113 B2 10/2009 Boyer
 7,753,963 B2 7/2010 Boyer
 7,833,245 B2 11/2010 Kaes
 7,931,692 B2 4/2011 Sybert
 7,939,108 B2 5/2011 Morris
 D642,688 S * 8/2011 Binder D24/155
 8,133,421 B2 3/2012 Boyce
 8,241,330 B2 * 8/2012 Lamborne A61B 17/7068
 606/248

8,382,801 B2 * 2/2013 Lamborne A61B 17/7068
 606/246
 8,529,962 B2 9/2013 Morris
 8,562,648 B2 10/2013 Kaes
 8,574,825 B2 11/2013 Shelby
 8,608,803 B2 12/2013 Sybert
 8,642,061 B2 2/2014 Shimp
 8,728,123 B2 * 5/2014 Bucci A61B 17/7062
 606/246
 8,753,689 B2 6/2014 Morris
 8,992,964 B2 3/2015 Shelby
 9,066,994 B2 6/2015 Scarborough
 9,114,191 B2 8/2015 Shelby
 9,247,968 B2 * 2/2016 Taber A61B 17/7068
 2002/0120335 A1 8/2002 Angelucci
 2002/0193883 A1 12/2002 Wironen
 2003/0045935 A1 3/2003 Angelucci
 2004/0019132 A1 1/2004 Long
 2004/0210222 A1 10/2004 Angelucci
 2005/0098915 A1 5/2005 Long
 2005/0131548 A1 6/2005 Boyer
 2006/0015184 A1 1/2006 Winterbottom
 2007/0299517 A1 12/2007 Davisson
 2008/0091270 A1 4/2008 Miller
 2011/0070312 A1 3/2011 Wei
 2012/0116515 A1 5/2012 Semler
 2012/0251609 A1 10/2012 Huang
 2015/0202345 A1 7/2015 Shelby
 2015/0202346 A1 7/2015 Shelby
 2015/0258244 A1 9/2015 Shelby
 2015/0297792 A1 10/2015 Scarborough
 2015/0328366 A1 11/2015 Shelby

FOREIGN PATENT DOCUMENTS

GB 190502441 9/1905
 JP 01242600 9/1989
 JP 02182260 7/1990
 JP 0421700 1/1992
 RU 2356224 5/2009
 RU 2356582 5/2009
 RU 2011148710 11/2013
 WO WO-2006076712 7/2006

* cited by examiner

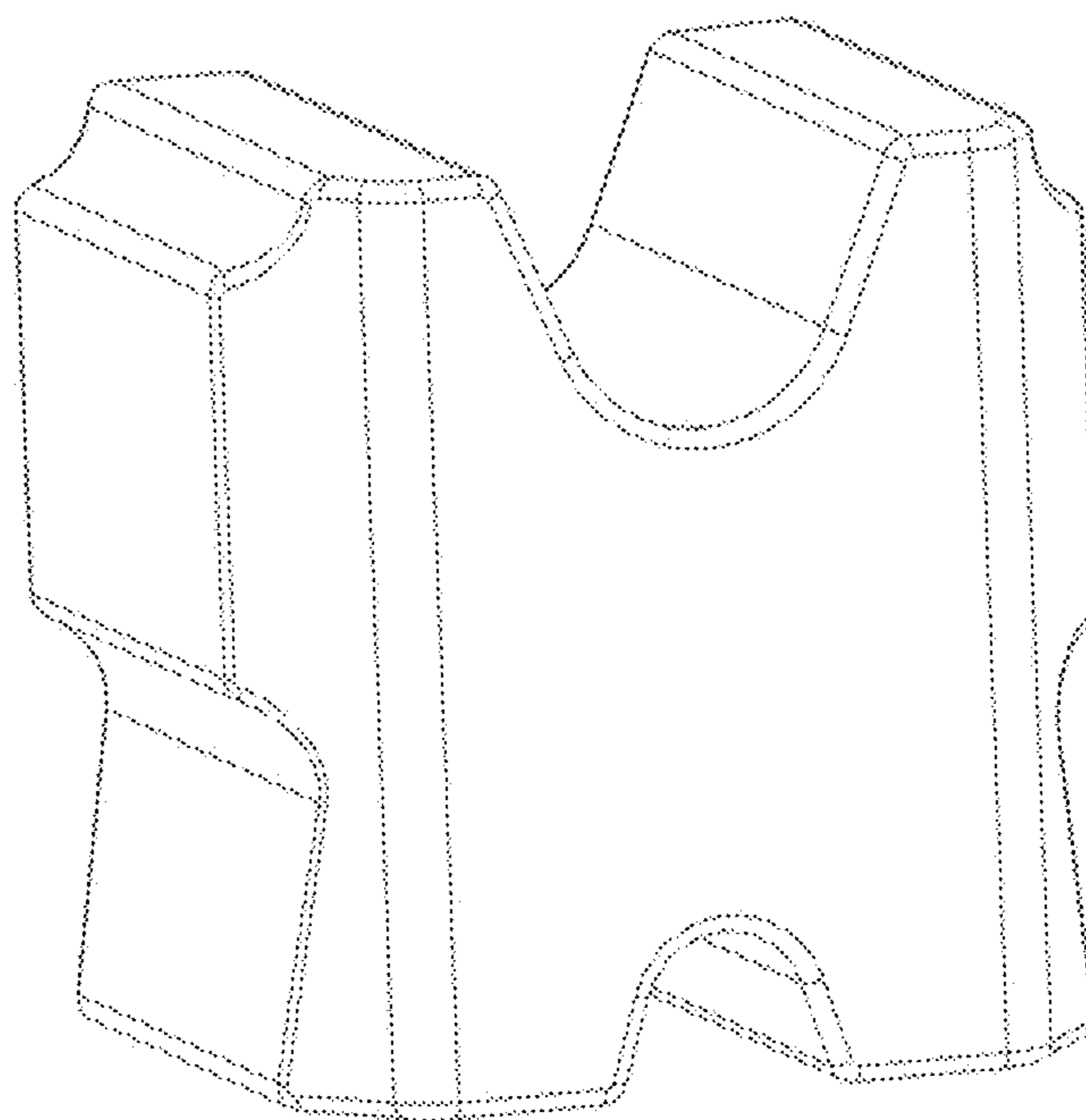


FIG. 1

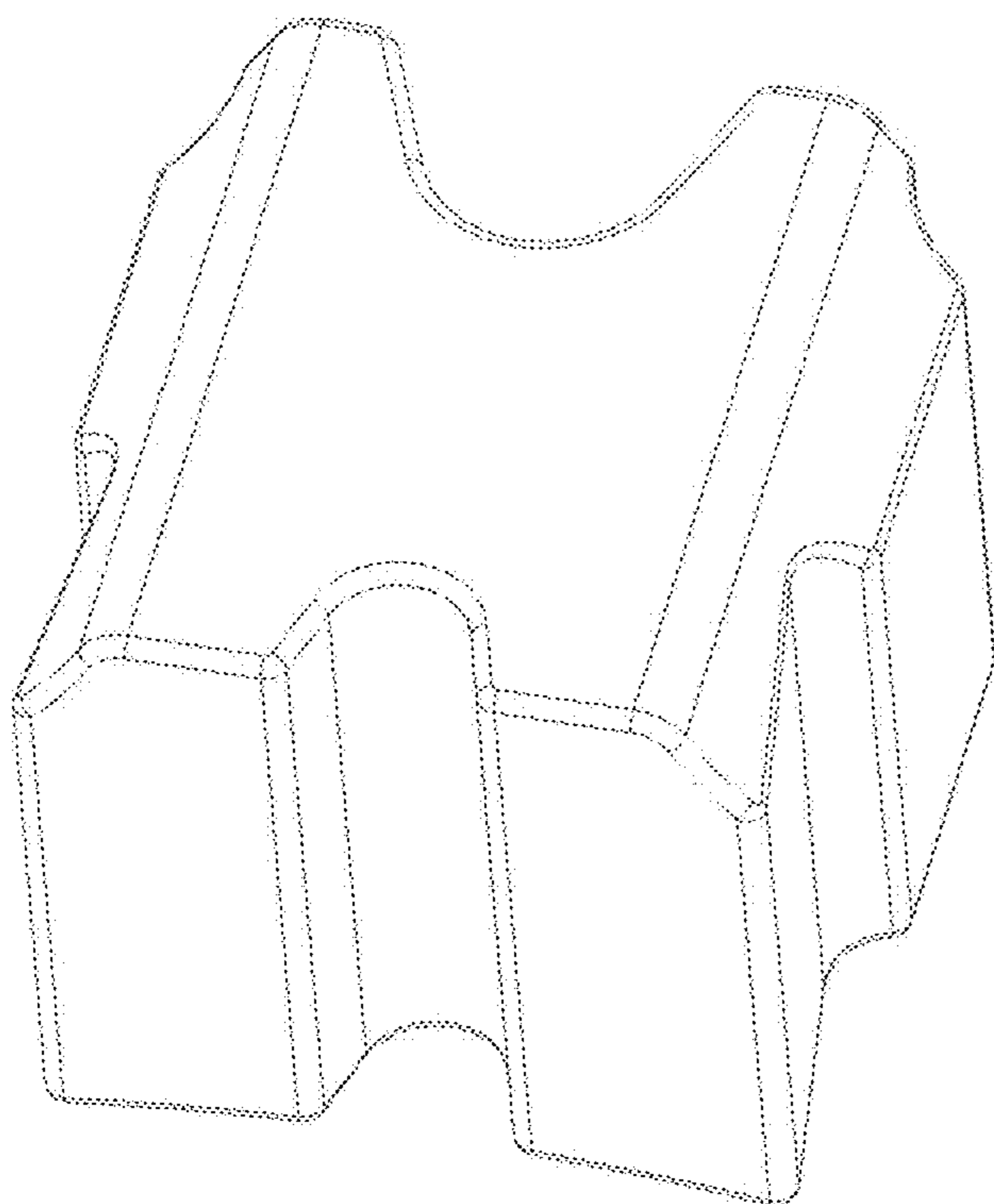


FIG. 2

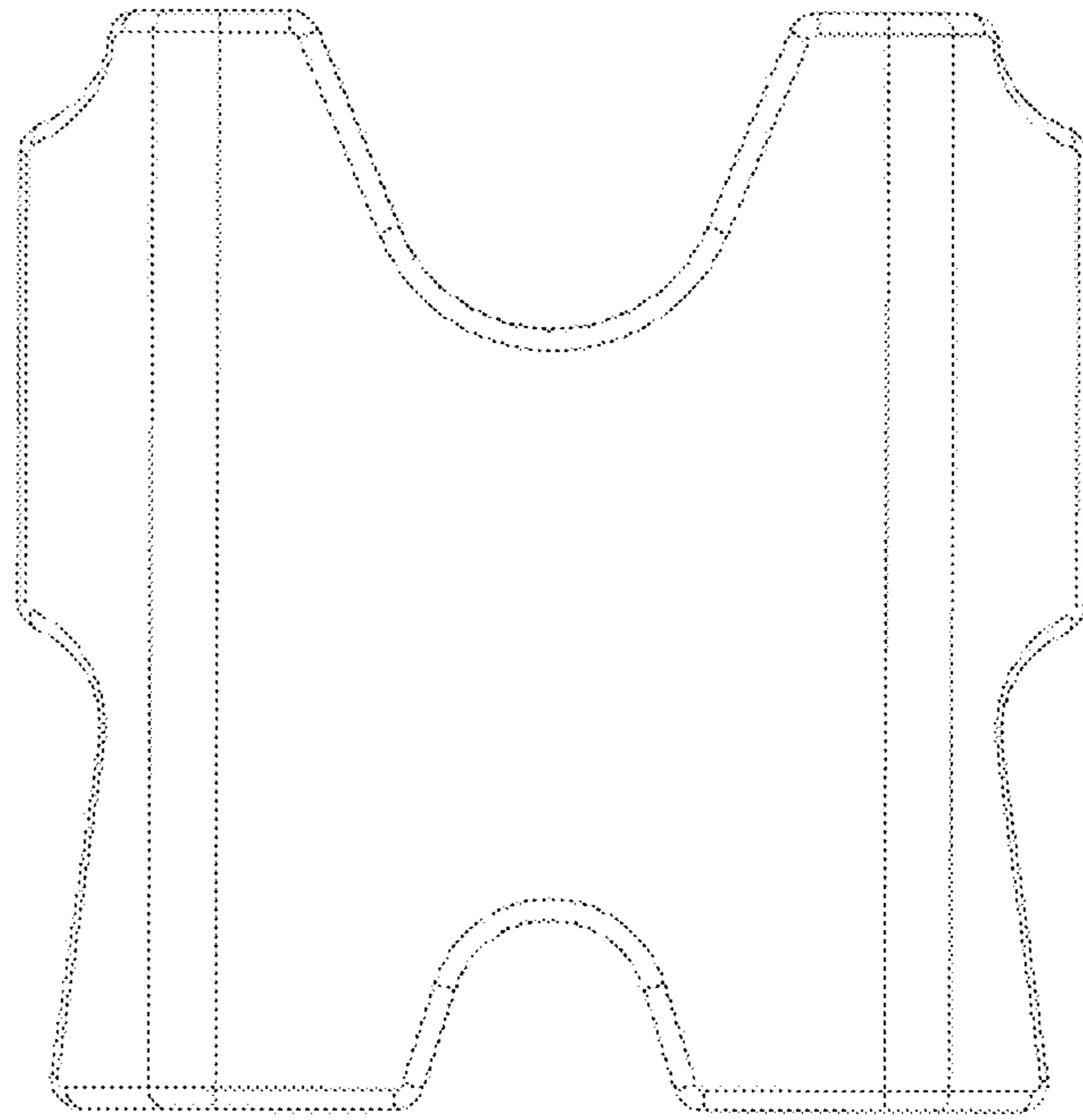


FIG. 3

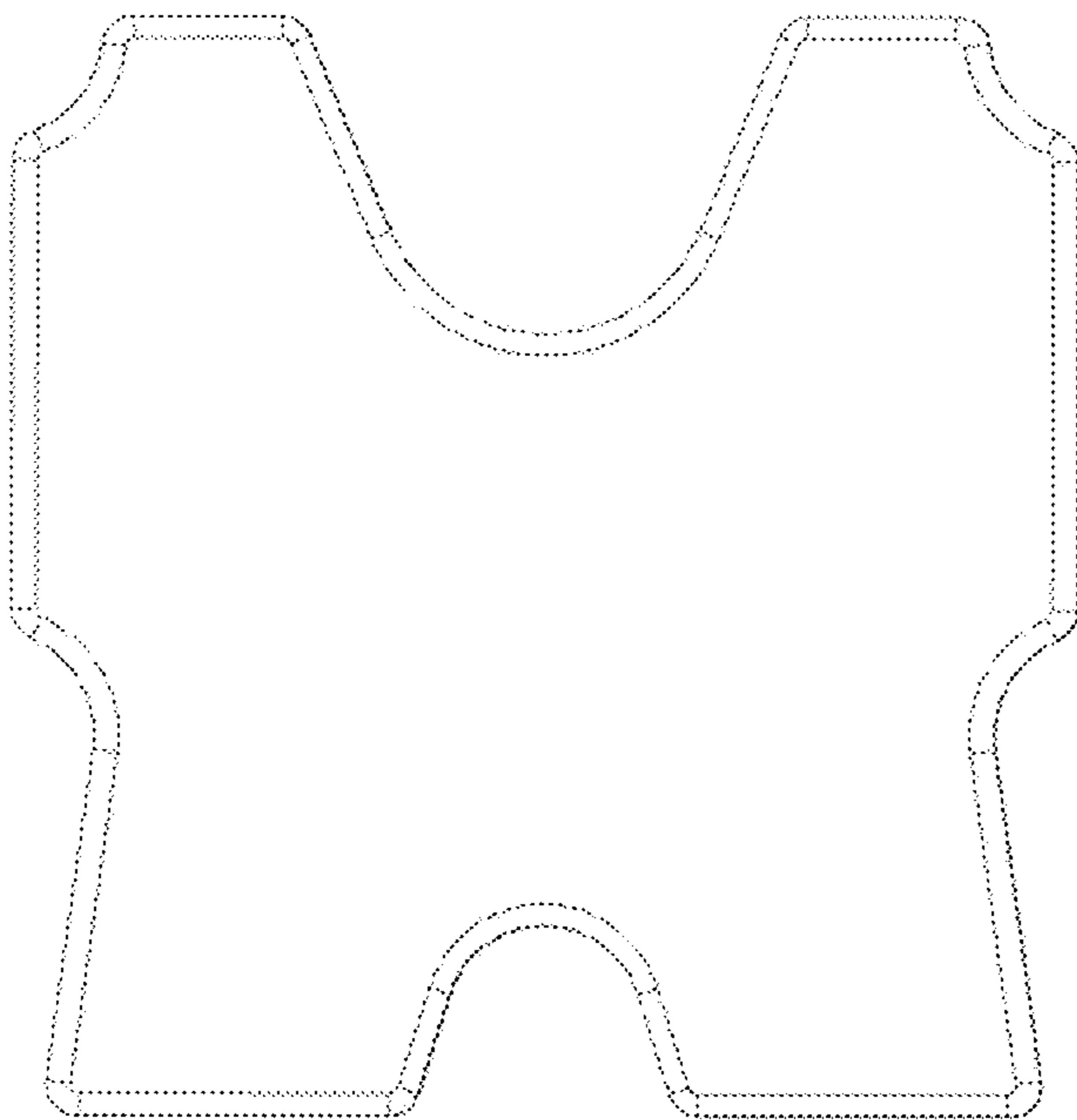


FIG. 4

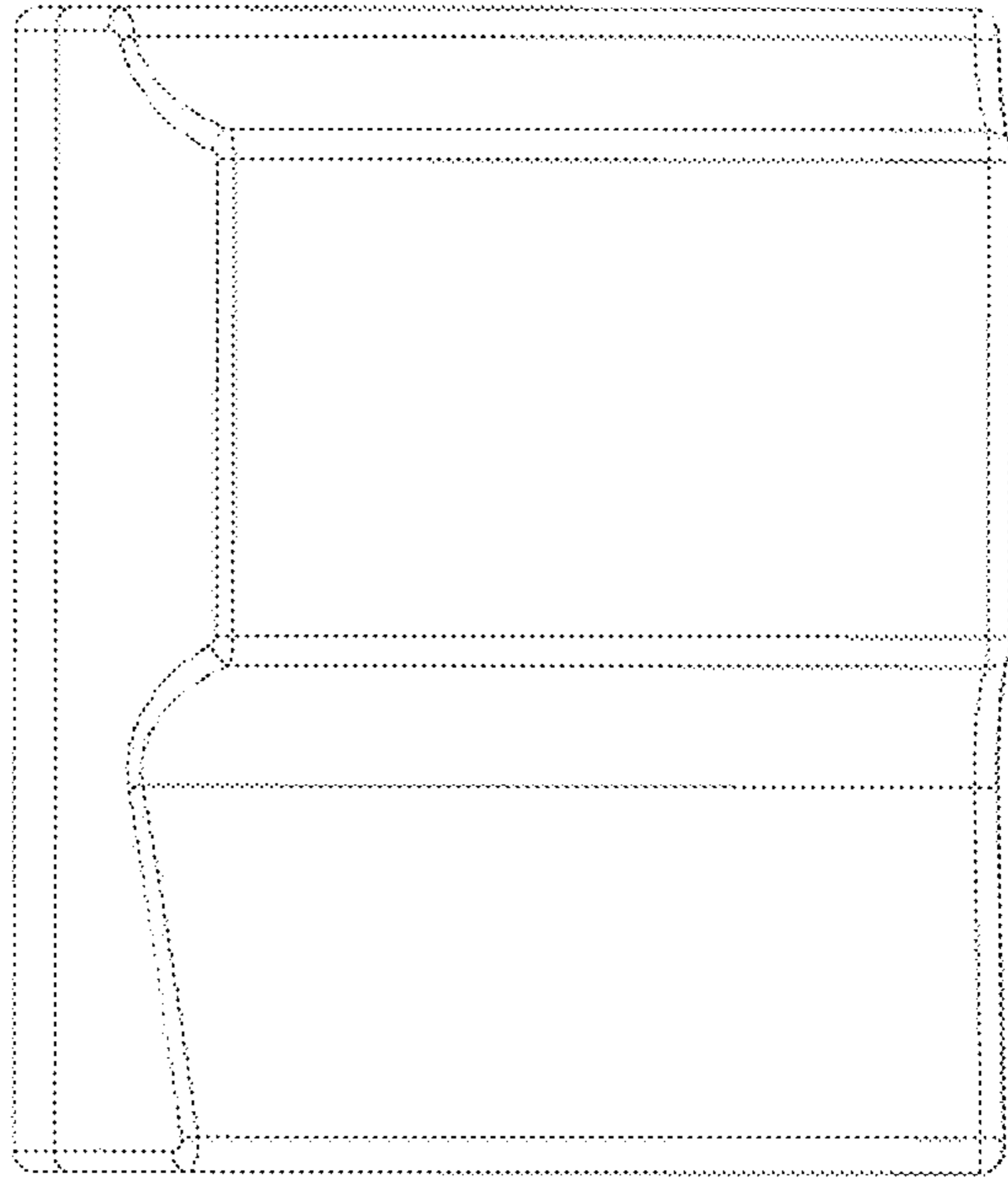


FIG. 5

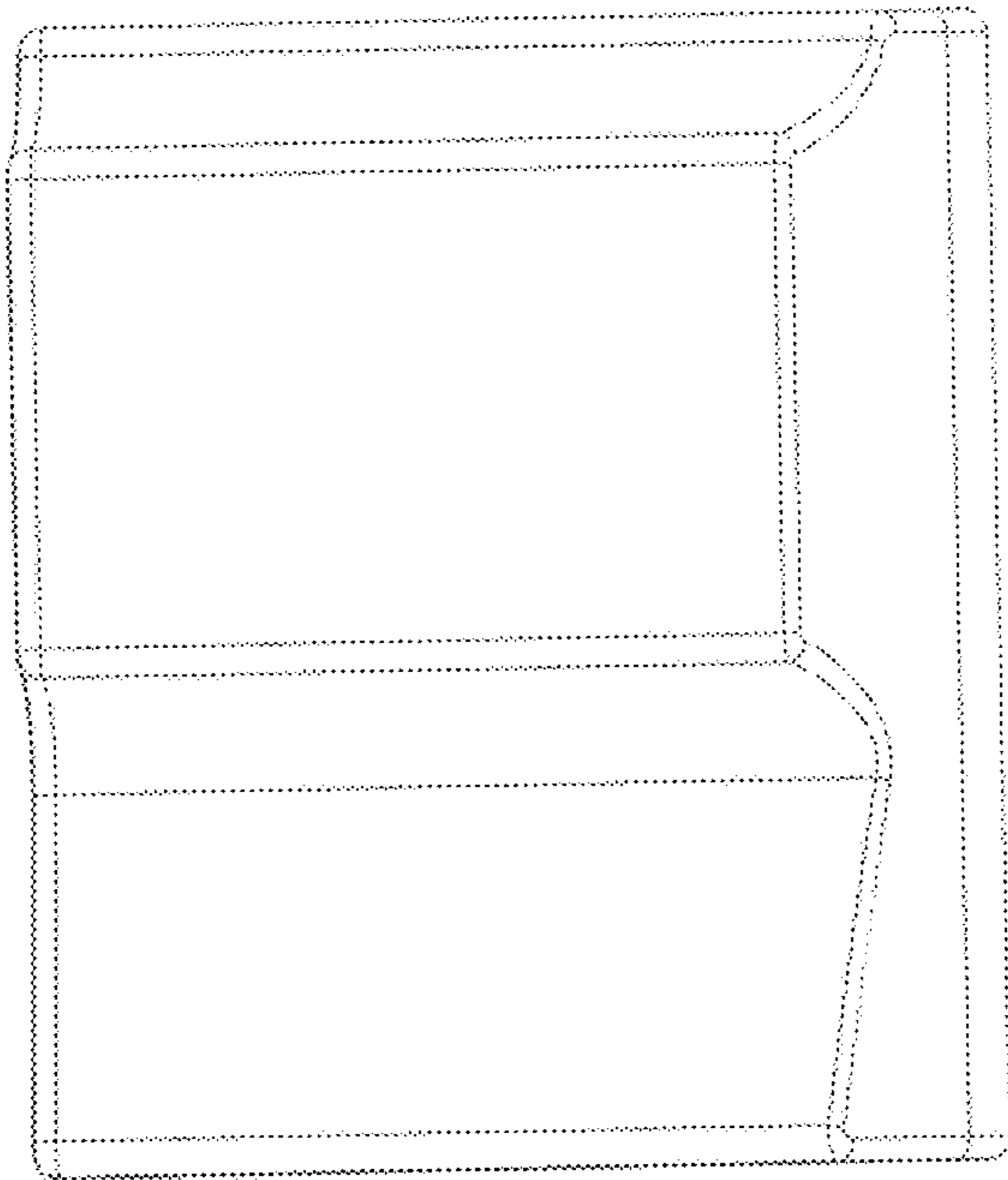


FIG. 6

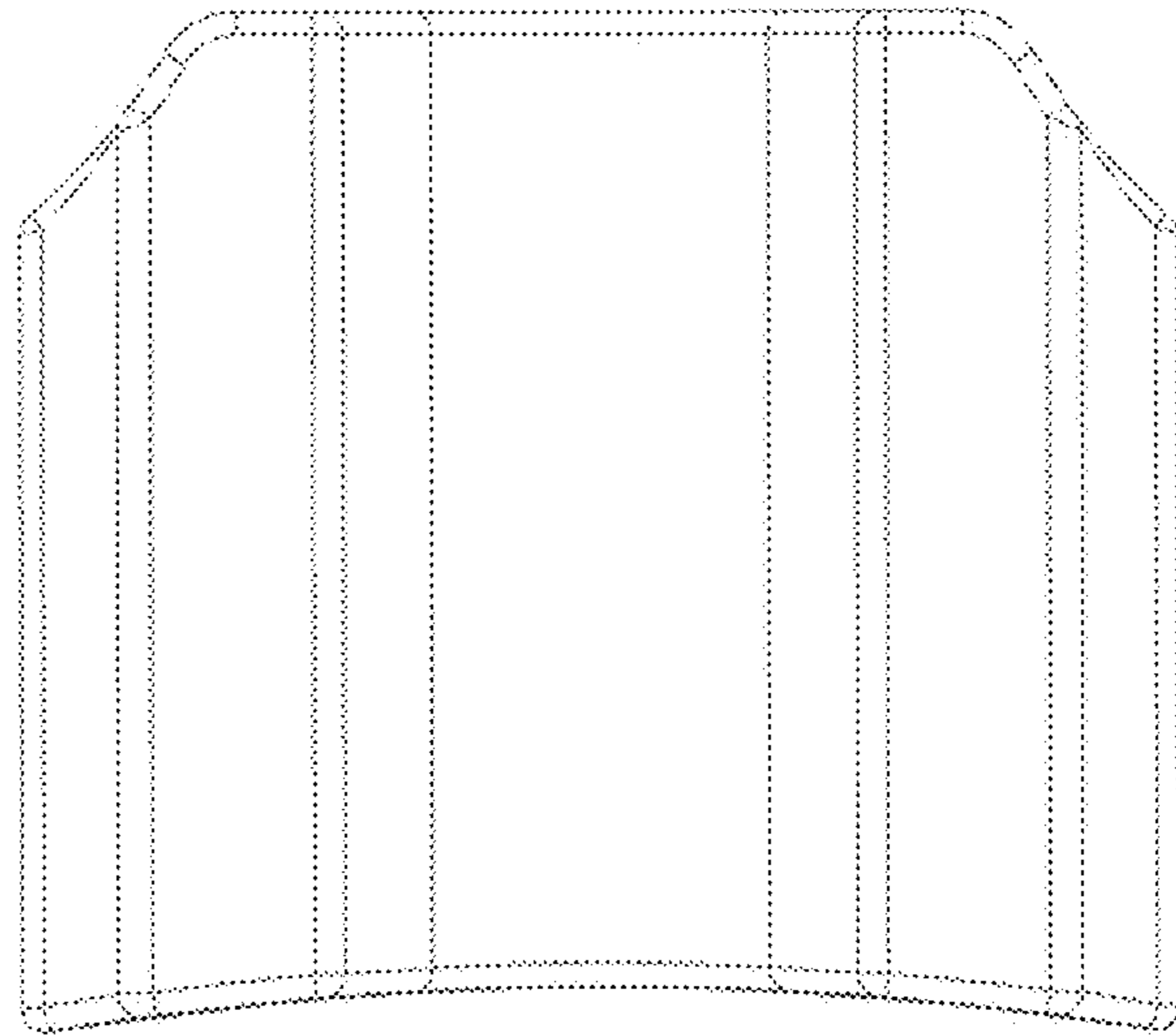


FIG. 7

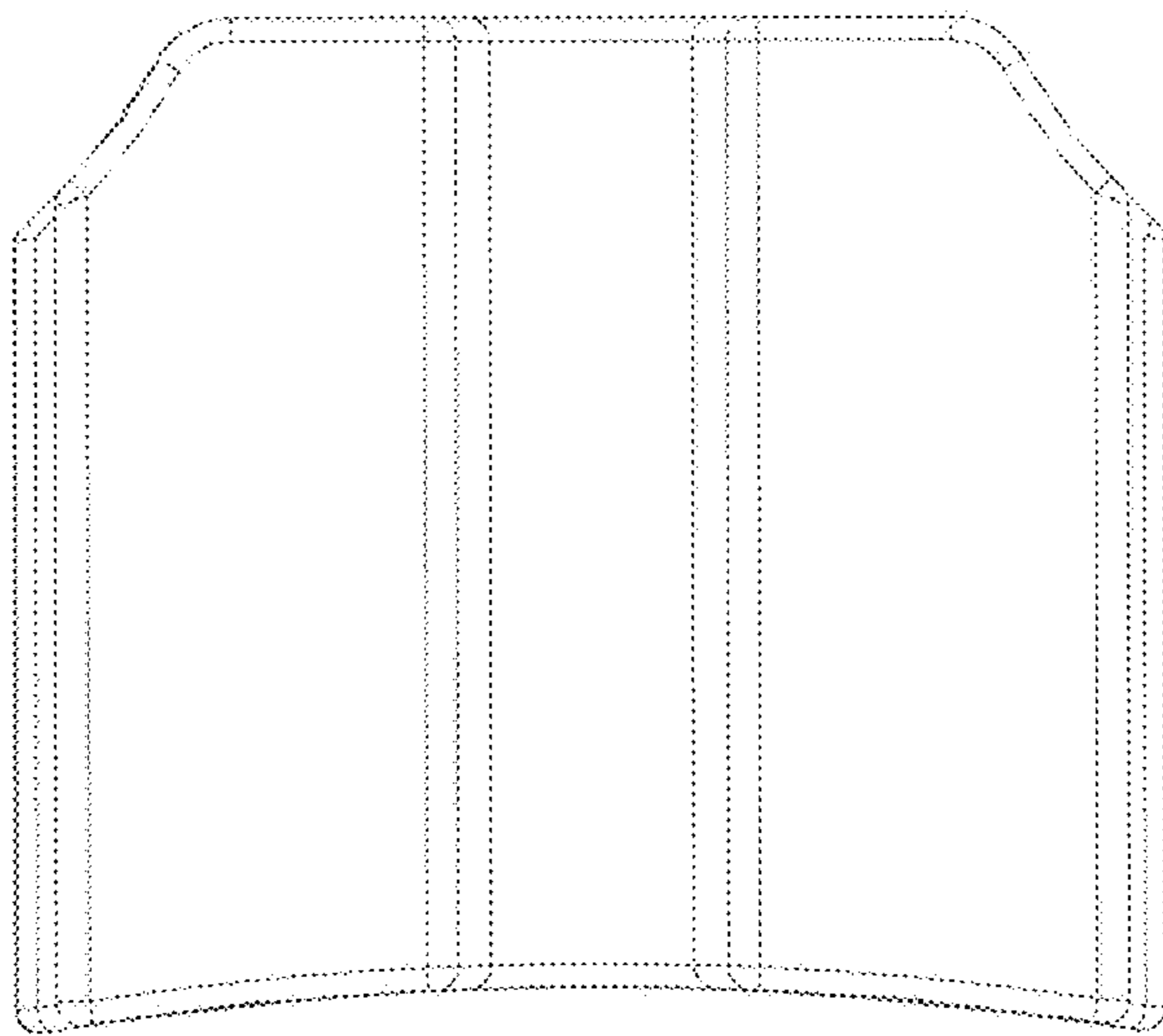


FIG. 8

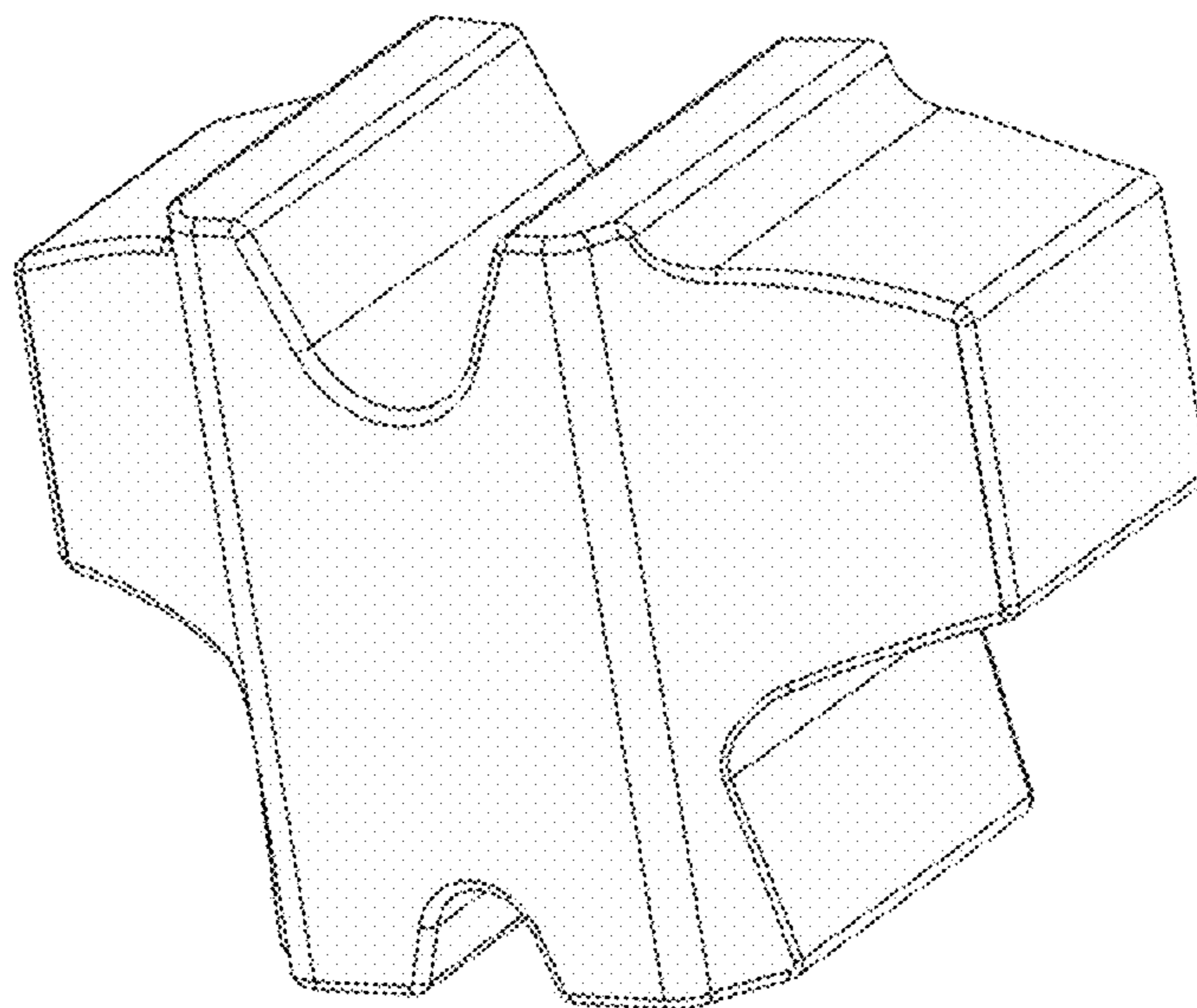


FIG. 9

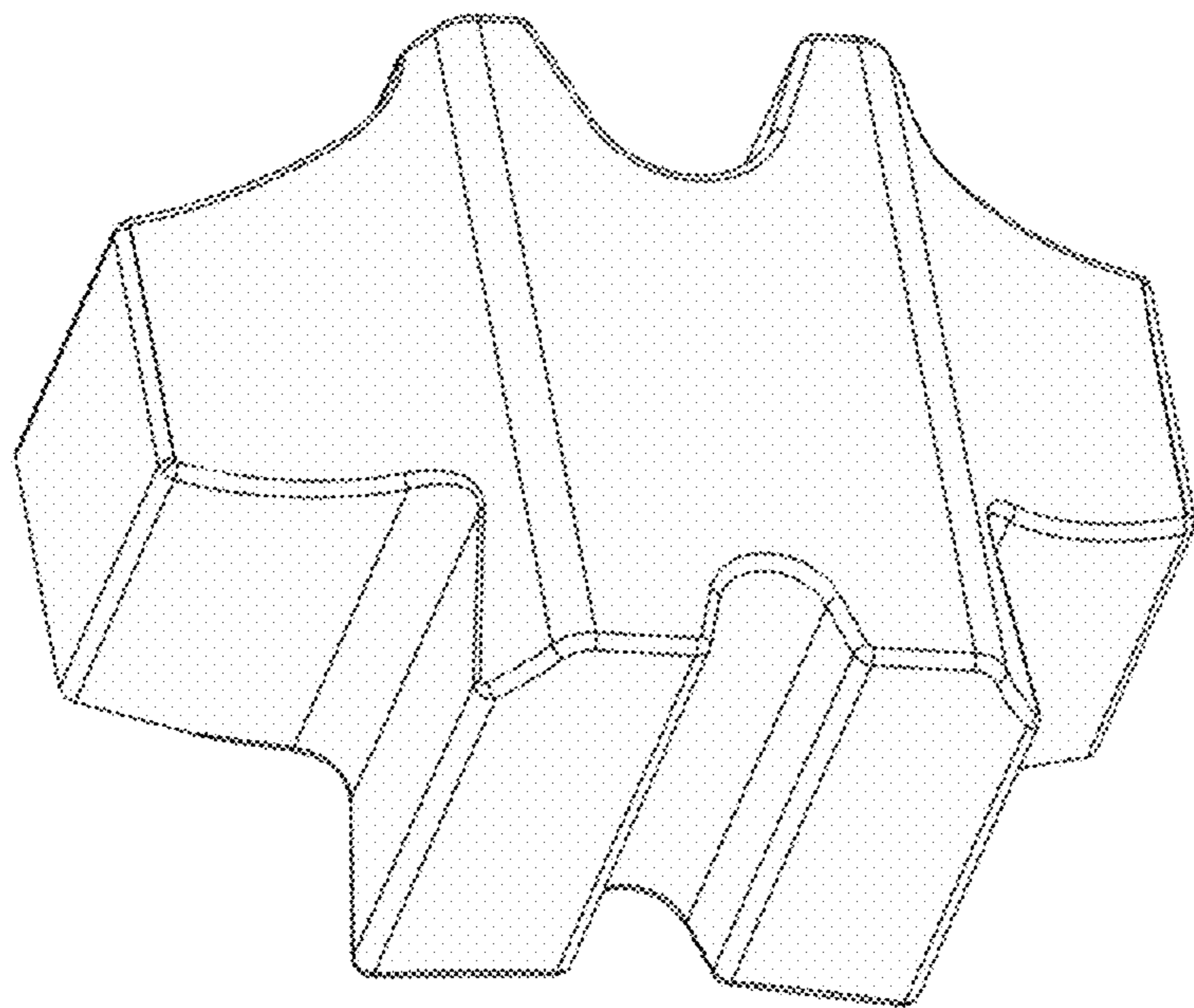


FIG. 10

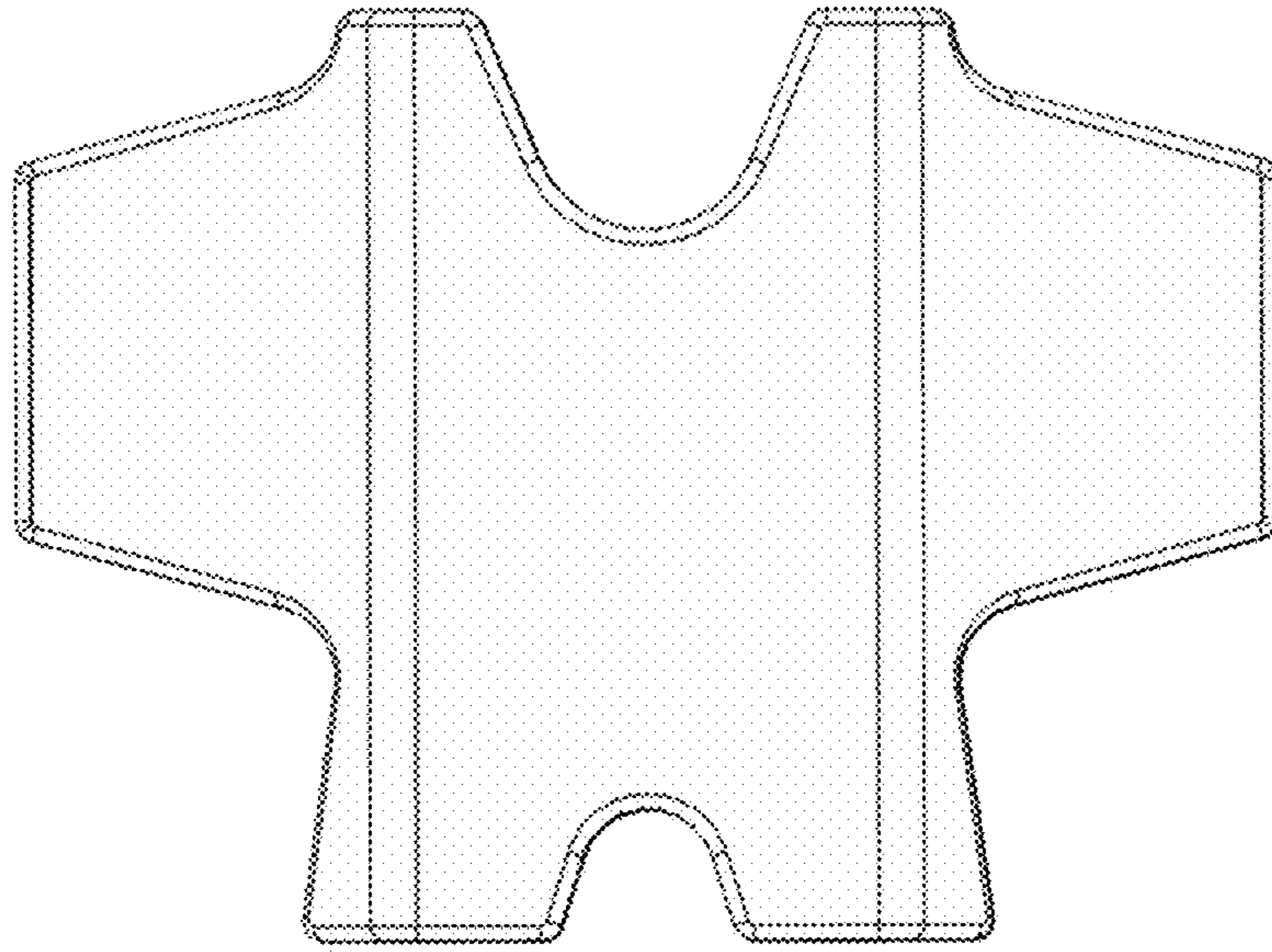


FIG. 11

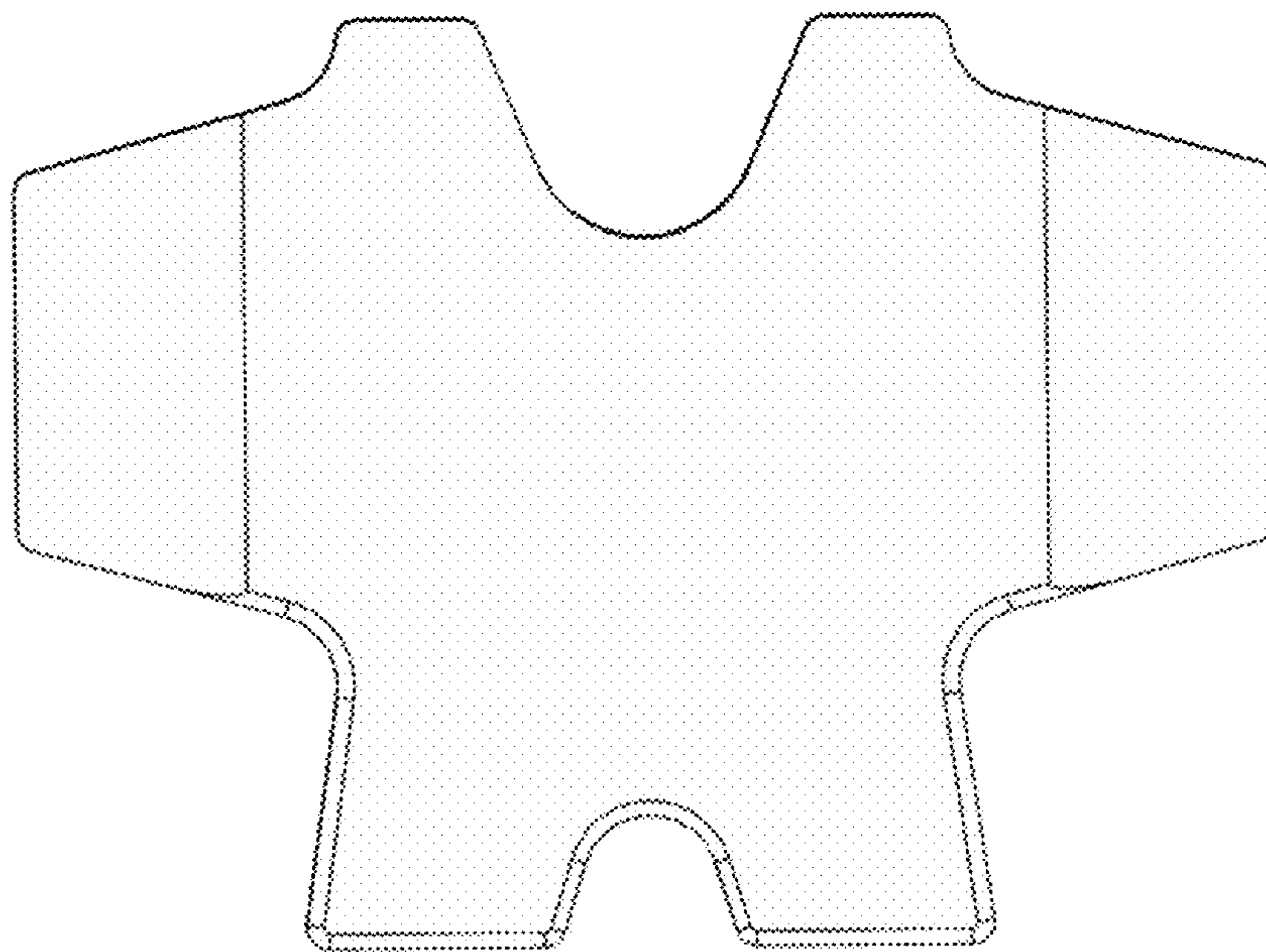


FIG. 12

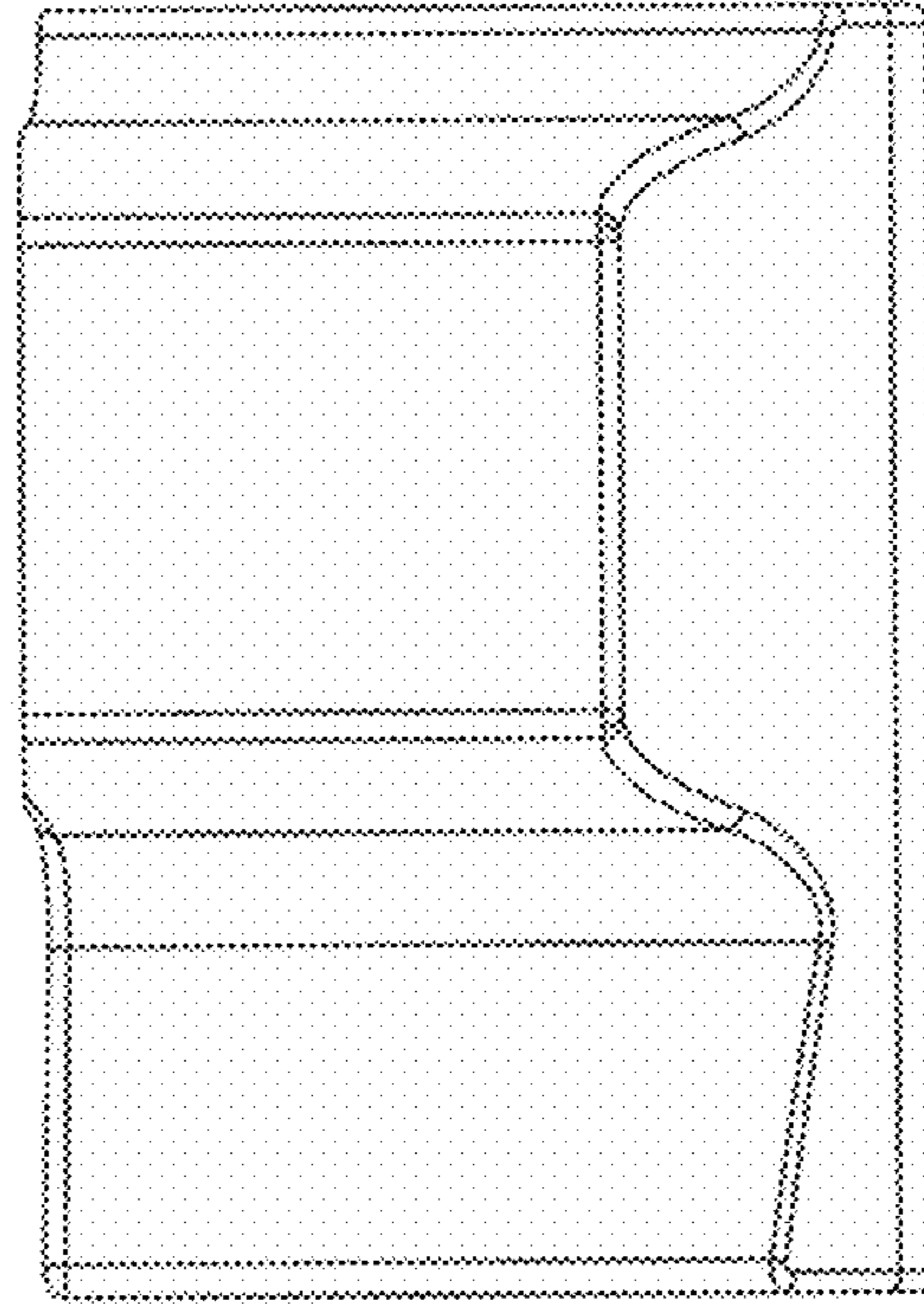


FIG. 13




FIG. 14

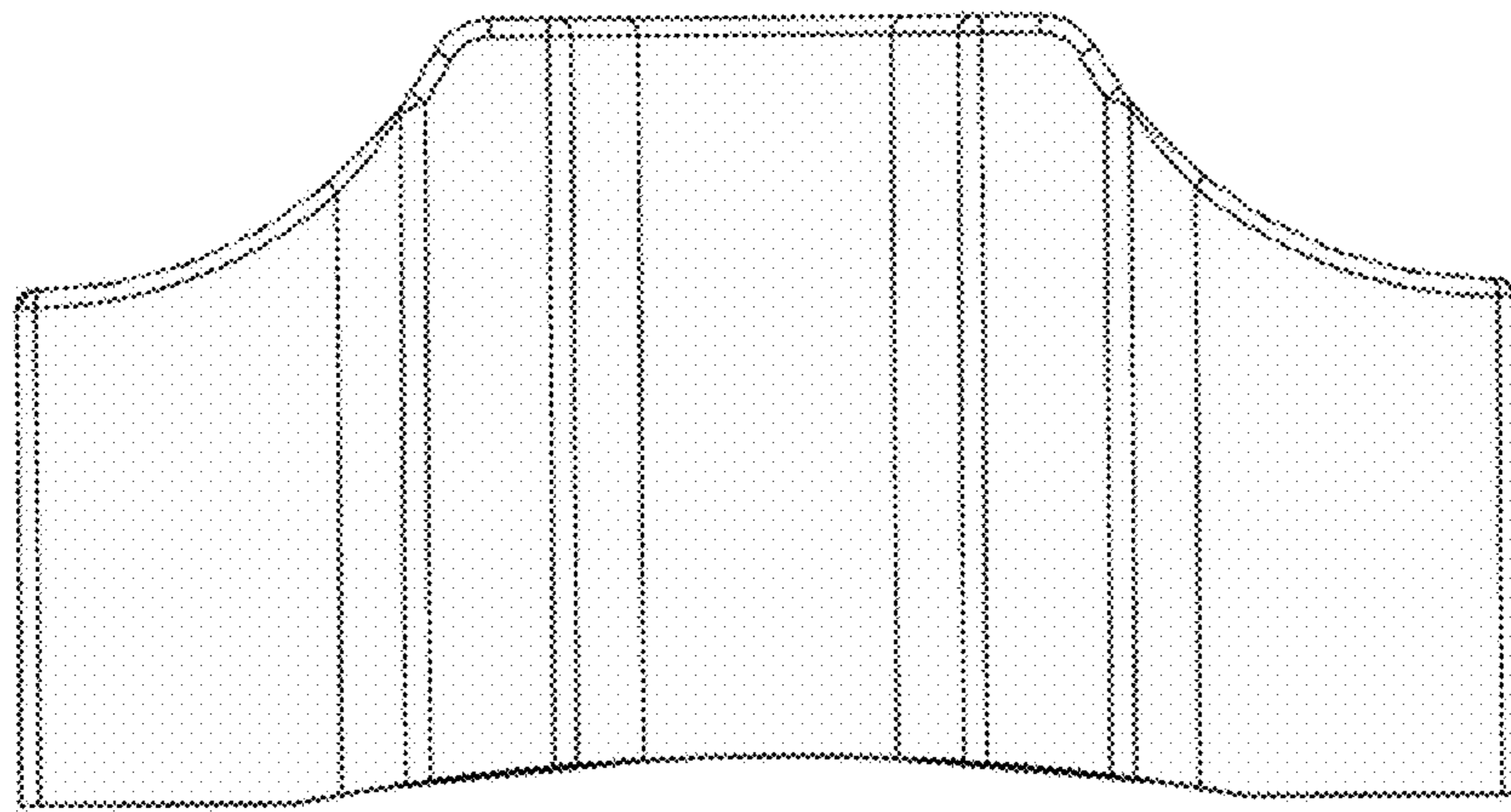


FIG. 15

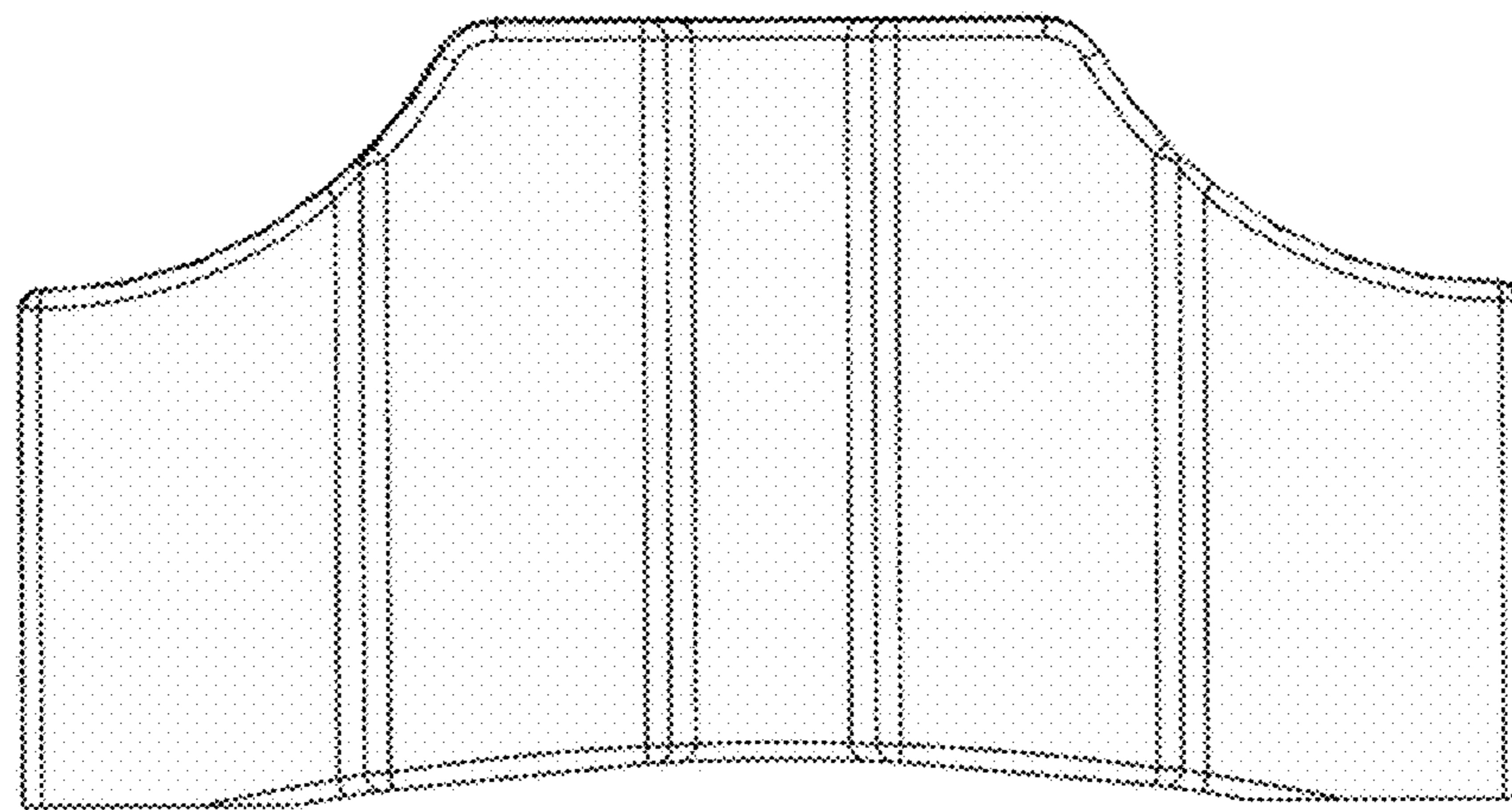


FIG. 16