



US00D849941S

(12) **United States Design Patent**
Cho

(10) **Patent No.:** **US D849,941 S**

(45) **Date of Patent:** **** May 28, 2019**

- (54) **STANDING TONGUE SCRAPER**
- (71) Applicant: **Spencer Cho**, Lancaster, CA (US)
- (72) Inventor: **Spencer Cho**, Lancaster, CA (US)
- (**) Term: **15 Years**
- (21) Appl. No.: **29/591,674**
- (22) Filed: **Jan. 23, 2017**

Related U.S. Application Data

- (63) Continuation-in-part of application No. 29/535,395, filed on Aug. 6, 2015, now Pat. No. Des. 815,280.
- (51) **LOC (11) Cl.** **24-02**
- (52) **U.S. Cl.**
USPC **D24/147**
- (58) **Field of Classification Search**
USPC D24/133, 146, 147, 149; 606/161, 162; 433/141; D4/104, 108, 110, 111, 112, D4/101, 113; 15/160
CPC A61C 15/00; A61B 17/244; A61B 13/00; A61B 2017/00398; A46B 15/0069; A46B 15/0071; A46B 2200/1066; A46B 5/02
See application file for complete search history.

(56) **References Cited**

U.S. PATENT DOCUMENTS

- D392,386 S * 3/1998 Nguyen D24/147
- D400,357 S * 11/1998 Crosson D4/111
- 5,984,935 A * 11/1999 Welt A61B 17/244
606/161
- D509,590 S * 9/2005 Cho D24/147
- D571,470 S * 6/2008 Jansheski D24/147
- D660,964 S * 5/2012 Cho D24/147
- D736,379 S * 8/2015 Wong D24/147

- D777,444 S * 1/2017 Sedic D4/101
- D784,538 S * 4/2017 Georgi D24/146
- 9,795,201 B2 * 10/2017 Barraclough A45D 26/00
- 2009/0130637 A1 * 5/2009 Pantangco, III A61B 17/244
433/216
- 2016/0135921 A1 * 5/2016 Gordon A61C 1/12
433/140
- 2017/0238955 A1 * 8/2017 Cho A61B 17/244

* cited by examiner

Primary Examiner — Cathron C Brooks

Assistant Examiner — Samantha Q Lawrence

(74) *Attorney, Agent, or Firm* — James A. Italia; Italia IP

(57) **CLAIM**

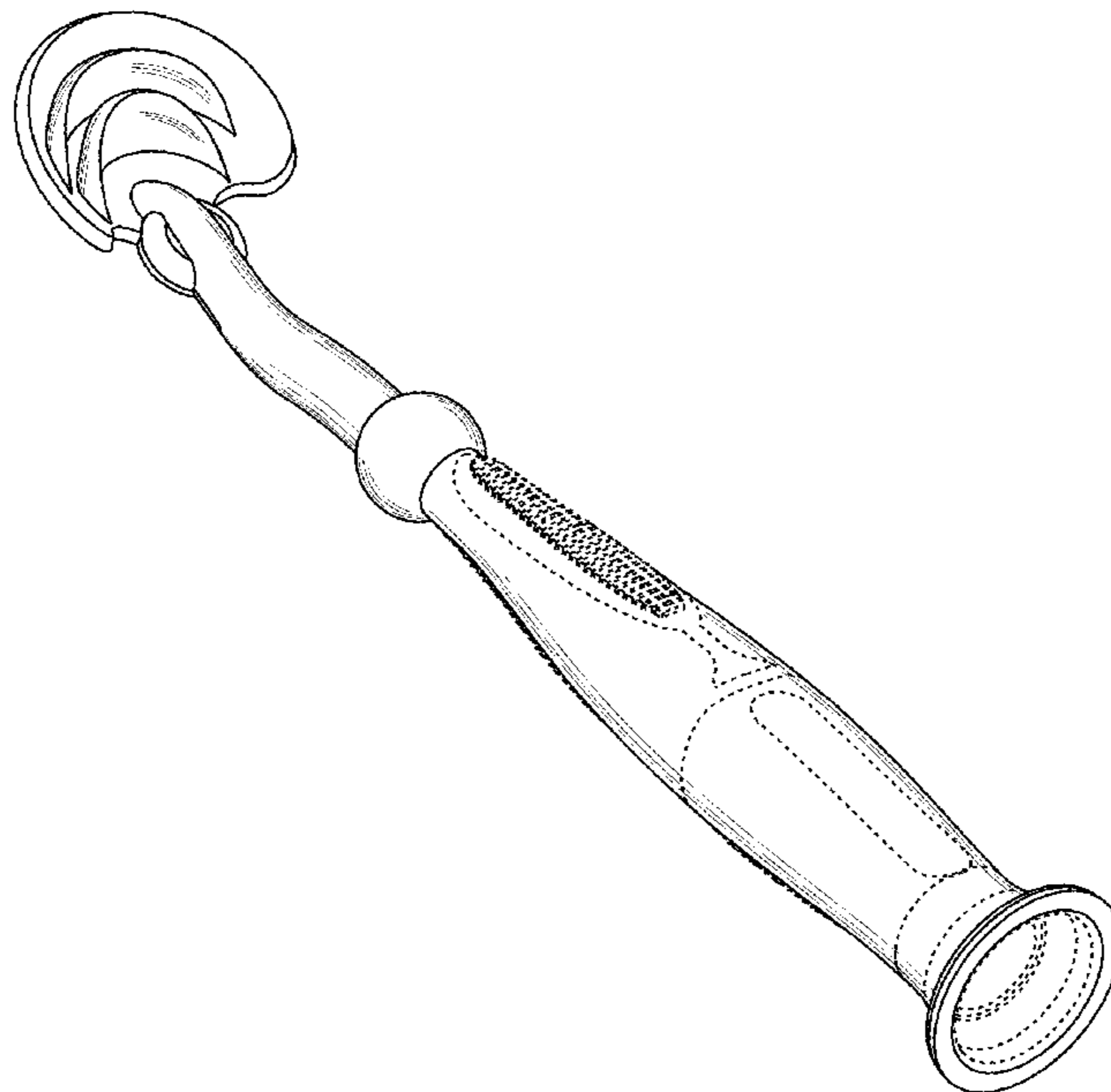
The ornamental design for a standing tongue scraper, as shown and described.

DESCRIPTION

FIG. 1 is a perspective view of a standing tongue scraper, showing my new design;
 FIG. 2 is a front view of the tongue scraper shown in FIG. 1;
 FIG. 3 is a rear view of the tongue scraper shown in FIG. 1;
 FIG. 4 is a left-side view of the tongue scraper shown in FIG. 1;
 FIG. 5 is a right-side view of the tongue scraper shown in FIG. 1;
 FIG. 6 is a top plan view of the tongue scraper shown in FIG. 1; and,
 FIG. 7 is a bottom plan view of the tongue scraper shown in FIG. 1.

The broken lines shown in FIGS. 1-7 illustrate portions of the standing tongue scraper that form no part of the claimed design.

1 Claim, 3 Drawing Sheets



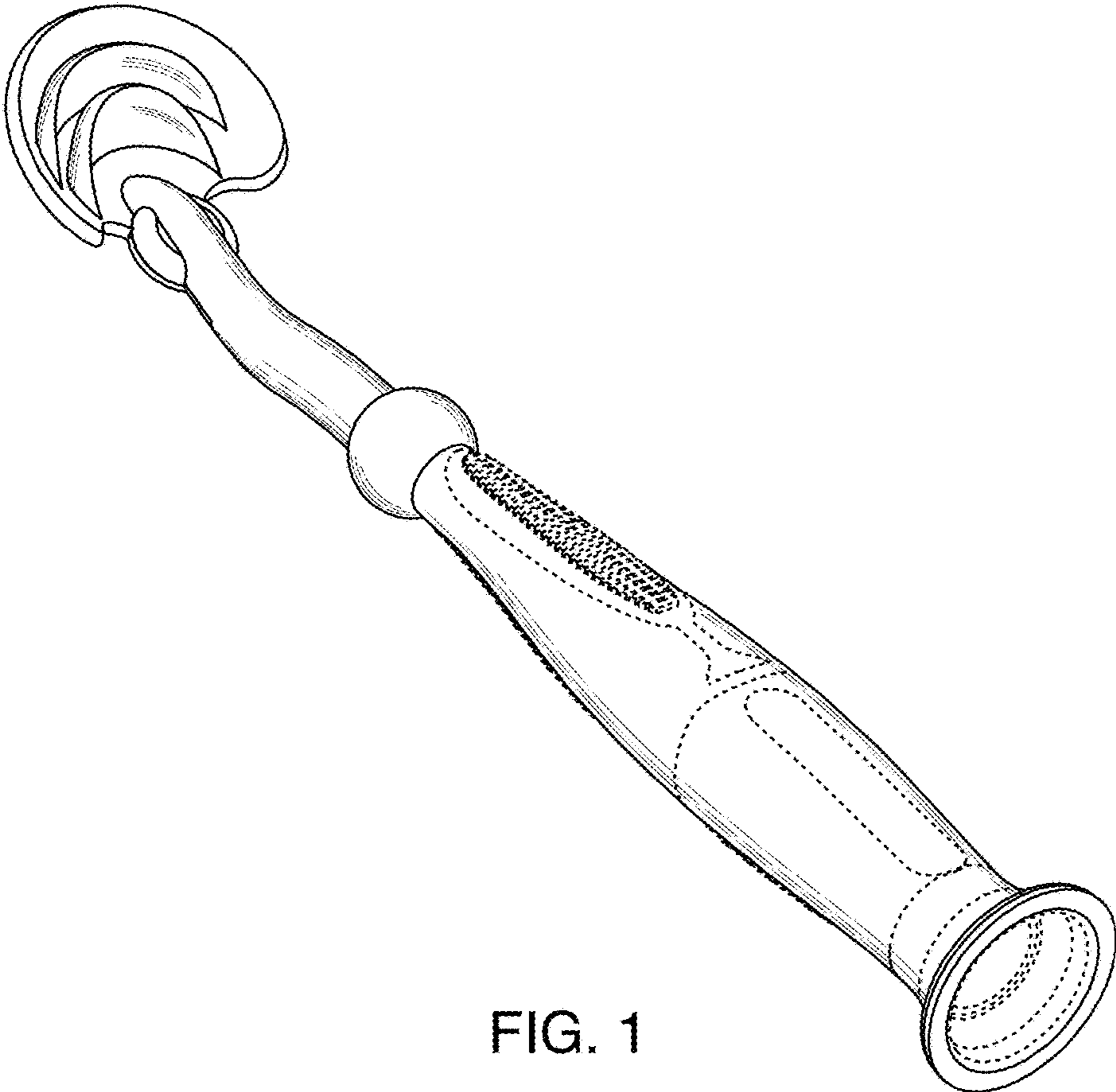


FIG. 1

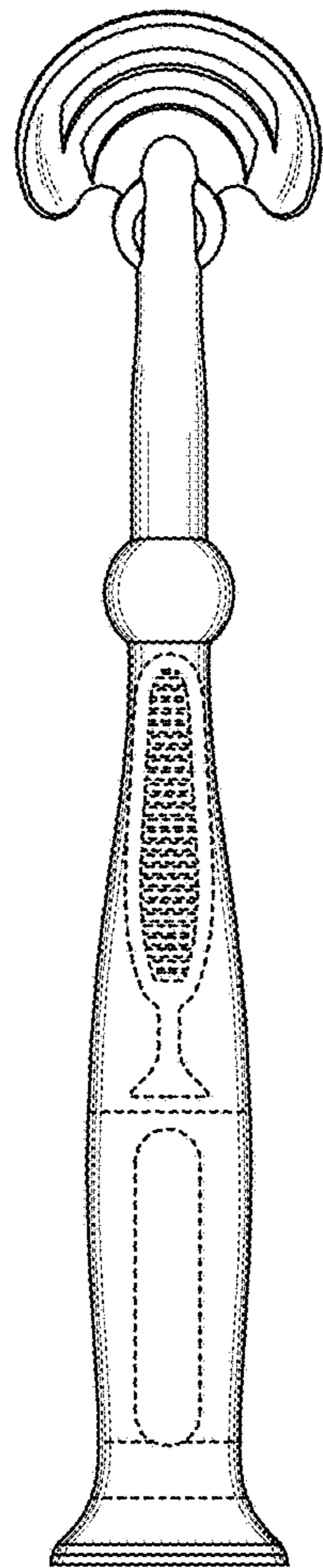


FIG. 2

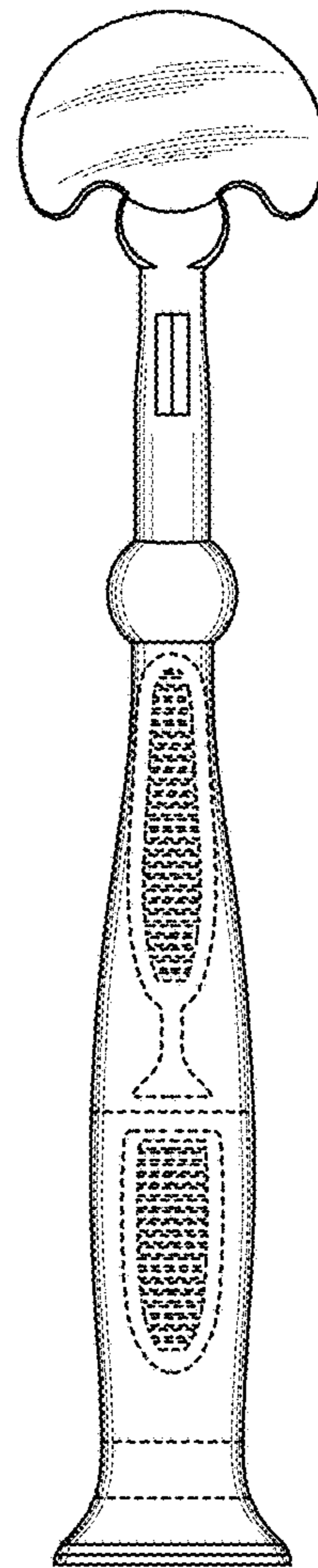


FIG. 3

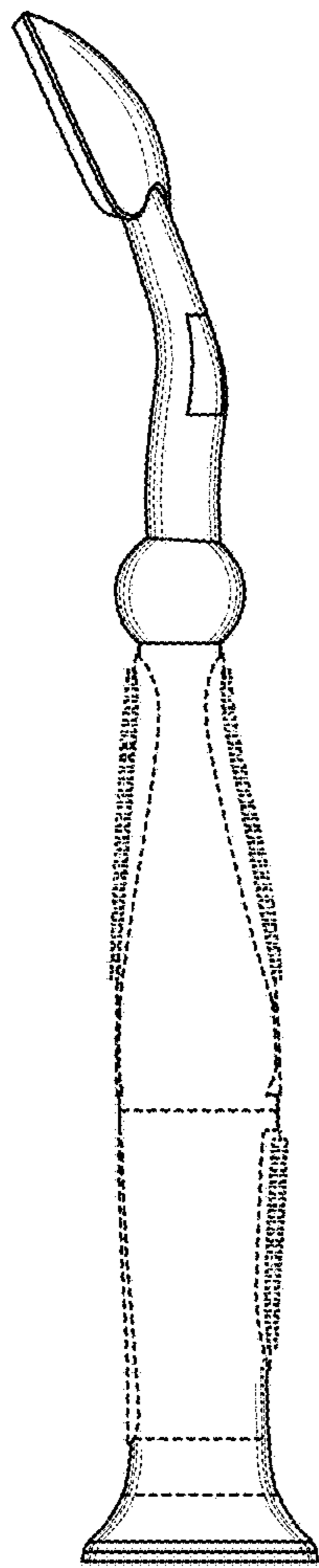


FIG. 4

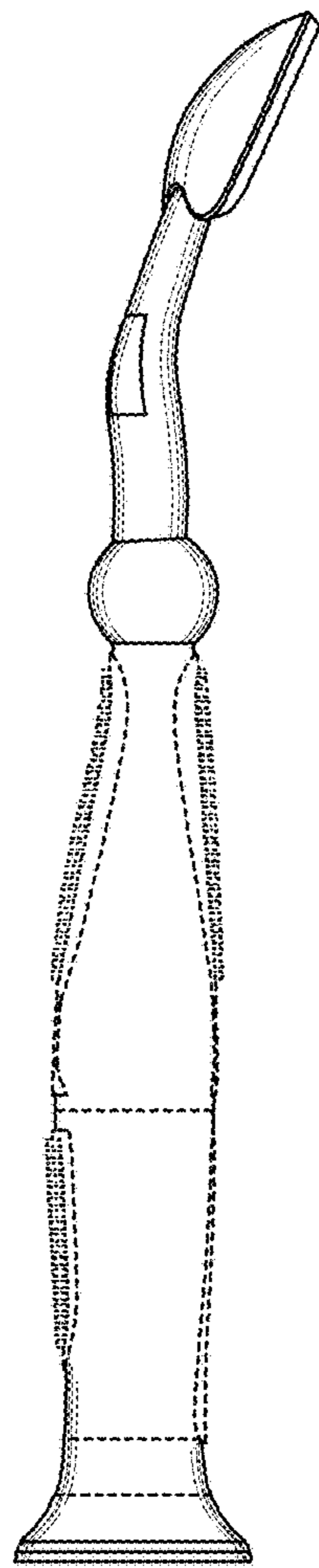


FIG. 5

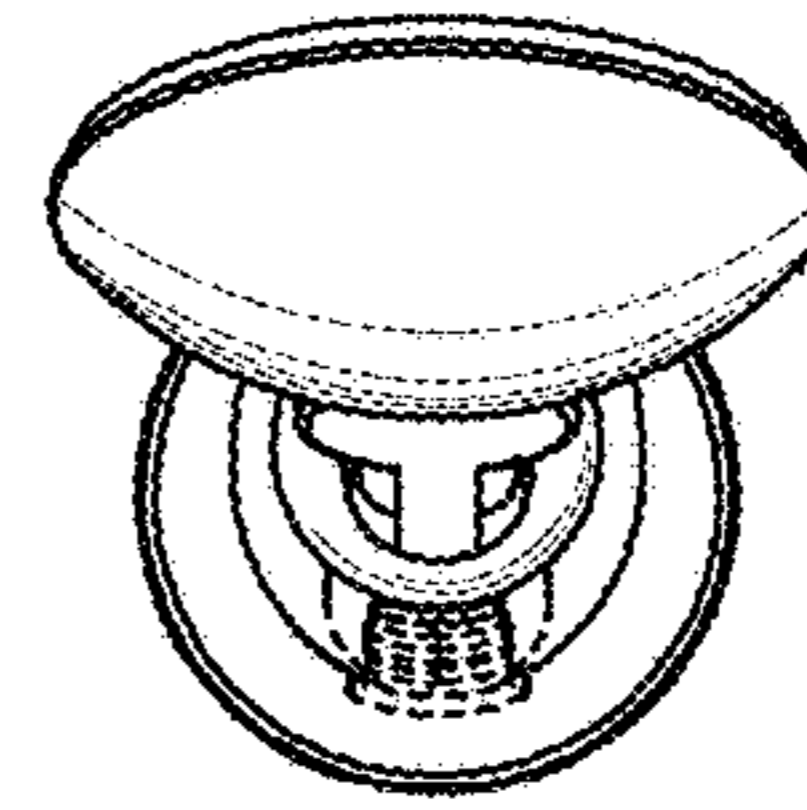


FIG. 6

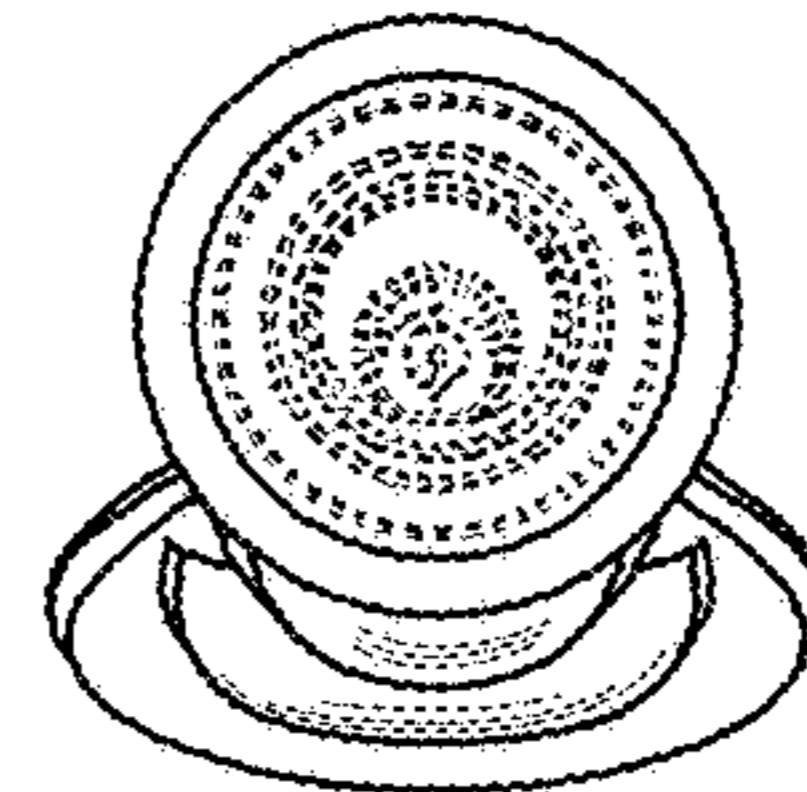


FIG. 7