



US00D849928S

(12) **United States Design Patent** (10) **Patent No.:** **US D849,928 S**
Grover et al. (45) **Date of Patent:** **** May 28, 2019**

(54) **FACEMASK** 5,553,608 A 9/1996 Reese et al.
5,694,928 A 12/1997 Hoftman
(71) Applicants: **Jonathan Grover**, Manchester, NH 5,699,792 A * 12/1997 Reese A41D 13/1115
(US); **Chuck Eastwood**, Concord, NH 128/206.19
(US) 5,720,052 A 2/1998 Walker
5,813,398 A * 9/1998 Baird A41D 13/1115
(72) Inventors: **Jonathan Grover**, Manchester, NH 128/201.15
(US); **Chuck Eastwood**, Concord, NH D400,674 S * 11/1998 Miura D24/110.1
(US) 6,116,903 A * 9/2000 Zegarelli A41D 13/1115
(US) 351/111
6,644,314 B1 11/2003 Elsberg
7,228,858 B2 6/2007 Baker
(**) Term: **15 Years** 7,290,545 B2 * 11/2007 Kleman A41D 13/1115
128/206.12
(21) Appl. No.: **29/603,991** 7,845,351 B2 * 12/2010 Mathis A41D 13/1115
128/206.21

(22) Filed: **May 15, 2017**
(51) **LOC (11) Cl.** **29-02**
(52) **U.S. Cl.**
USPC **D24/110.1**
(58) **Field of Classification Search**
USPC D24/110.1-110.2; D29/108, 110;
D2/741
CPC A62B 18/025; A62B 23/025; A41D 13/11;
A41D 13/1107; A41D 13/1115; A41D
13/113; A41D 13/1161
See application file for complete search history.

(56) **References Cited**
U.S. PATENT DOCUMENTS
1,800,051 A 4/1931 Blanco
2,056,753 A * 10/1936 Wagner A41D 13/11
128/206.19
3,885,558 A 5/1975 Belkin
4,300,549 A * 11/1981 Parker A41D 13/1115
128/206.12
4,598,408 A 5/1986 Singer
4,941,470 A * 7/1990 Hubbard A41D 13/1115
128/206.13
4,969,473 A 11/1990 Bothwell
5,269,024 A 12/1993 Wyatt
5,322,061 A 6/1994 Brunson
5,467,765 A * 11/1995 Maturaporn A41D 13/1115
128/206.12

(Continued)

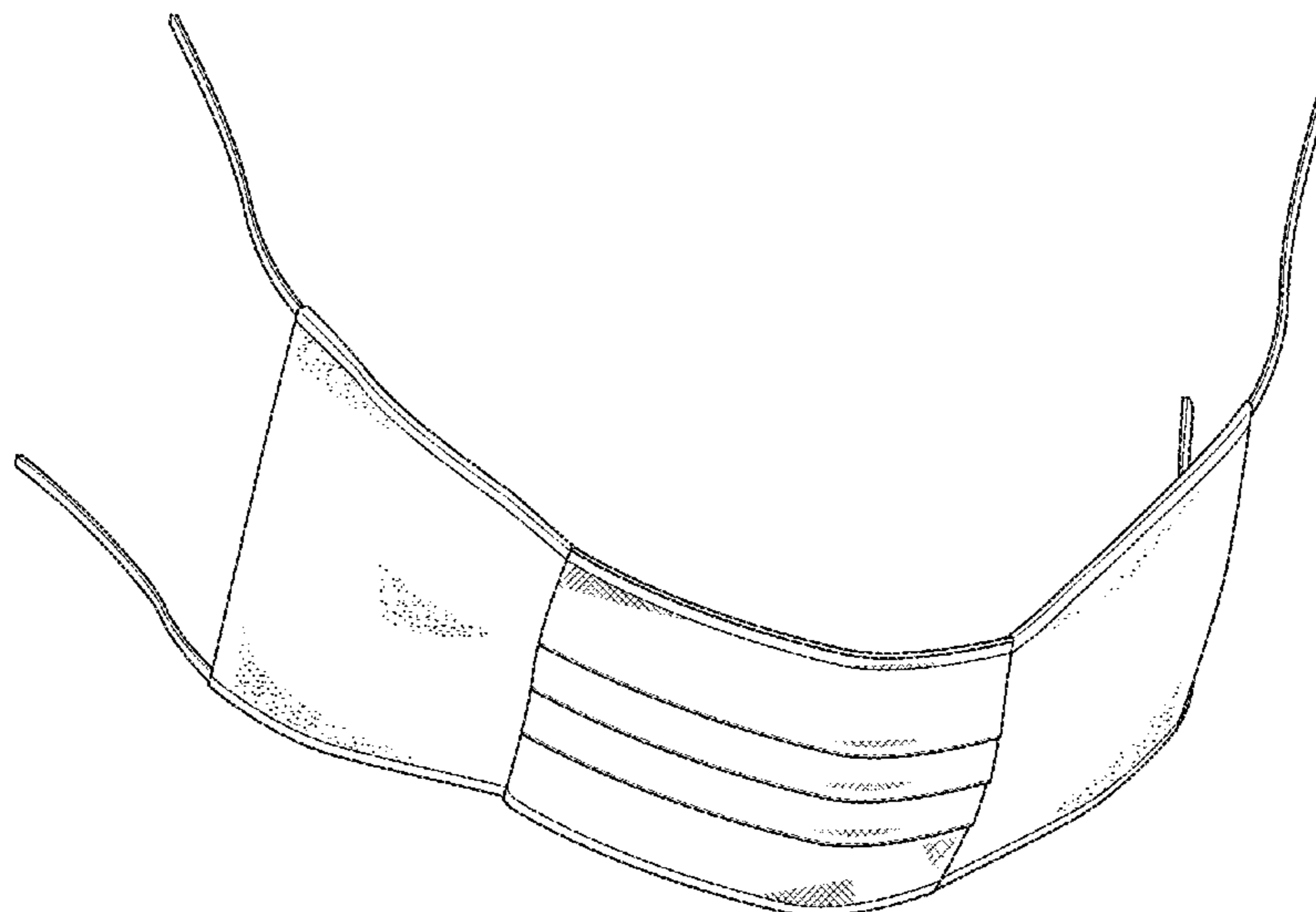
Primary Examiner — Lilyana Bekic
(74) *Attorney, Agent, or Firm* — Gary E. Lambert; David J. Connaughton, Jr.; Lambert Shortell & Connaughton

(57) **CLAIM**
The ornamental design for a facemask, as shown and described.

DESCRIPTION

FIG. 1 is a front and bottom perspective view of a facemask, showing our design;
FIG. 2 is a rear elevation view thereof;
FIG. 3 is a front elevation view thereof;
FIG. 4 is a top plan view thereof;
FIG. 5 is a bottom plan view thereof;
FIG. 6 is a right side elevation view thereof;
FIG. 7 is a left side elevation view thereof; and,
FIG. 8 is a right side view thereof, shown in a position of use.
The broken line showing of a human head is for the purpose of illustrating environmental structure and forms no part of the claimed design.

1 Claim, 4 Drawing Sheets



(56)

References Cited

U.S. PATENT DOCUMENTS

8,052,821 B2 *	11/2011	Cheng	A41D 13/1115	156/227	2012/0060258 A1 *	3/2012	Stewart	A41D 13/1107	2/206
8,091,550 B2	1/2012	Steindorf				2012/0192876 A1 *	8/2012	Fujimori	A62B 23/025	128/863
D693,062 S *	11/2013	Bowen	D29/108		2014/0237695 A1 *	8/2014	Al Malki	A41D 13/11	2/9
8,622,059 B2 *	1/2014	Kleman	A41D 13/11	128/200.24	2014/0326245 A1 *	11/2014	Teng	A41D 13/1115	128/206.13
2004/0163649 A1 *	8/2004	Shao	A41D 13/1192	128/205.27	2014/0326255 A1 *	11/2014	Teng	A41D 13/1115	128/863
2004/0231023 A1 *	11/2004	Huang	A41D 13/1176	2/9	2015/0216241 A1 *	8/2015	Lee	A41D 13/1192	128/863
2006/0137691 A1 *	6/2006	Kleman	A41D 13/1115	128/206.19	2015/0306432 A1 *	10/2015	Orofino	A41D 13/1115	128/863
2007/0044801 A1 *	3/2007	Mathis	A41D 13/11	128/206.19	2016/0015098 A1 *	1/2016	Conlon	A62B 23/025	128/863
2009/0145434 A1 *	6/2009	Herrmann	A61M 16/06	128/203.29	2016/0029715 A1 *	2/2016	Zheng	A41D 13/11	128/863
2010/0051032 A1 *	3/2010	Kim	A41D 13/1115	128/206.19	2016/0151650 A1 *	6/2016	Reese	A62B 23/025	128/863
2010/0313890 A1 *	12/2010	Messier	A41D 13/1192	128/206.19	2017/0208876 A1 *	7/2017	Al Malki	A41D 13/1138	
						2017/0312558 A1 *	11/2017	Wang	A62B 23/025	

* cited by examiner

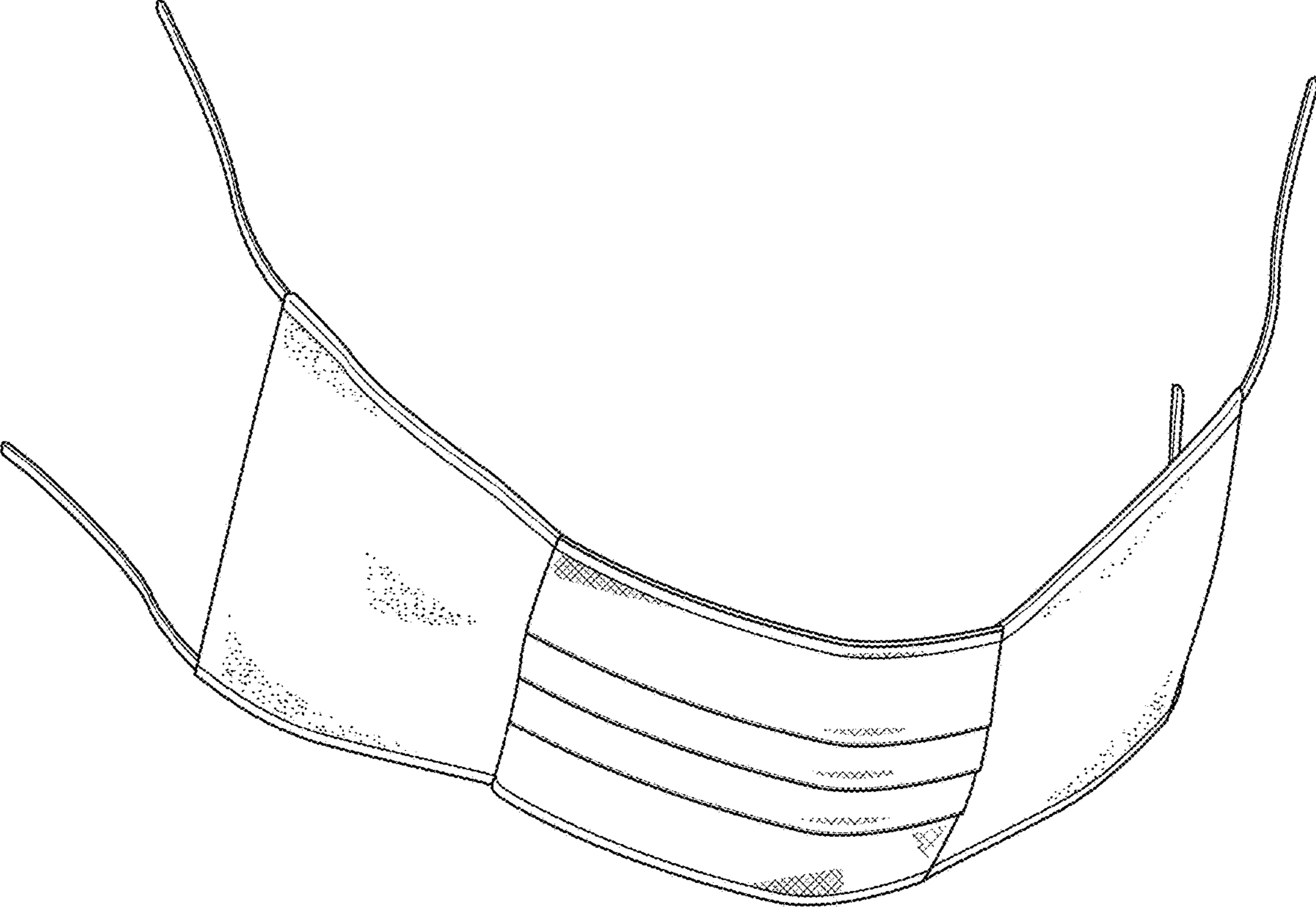


Fig. 1

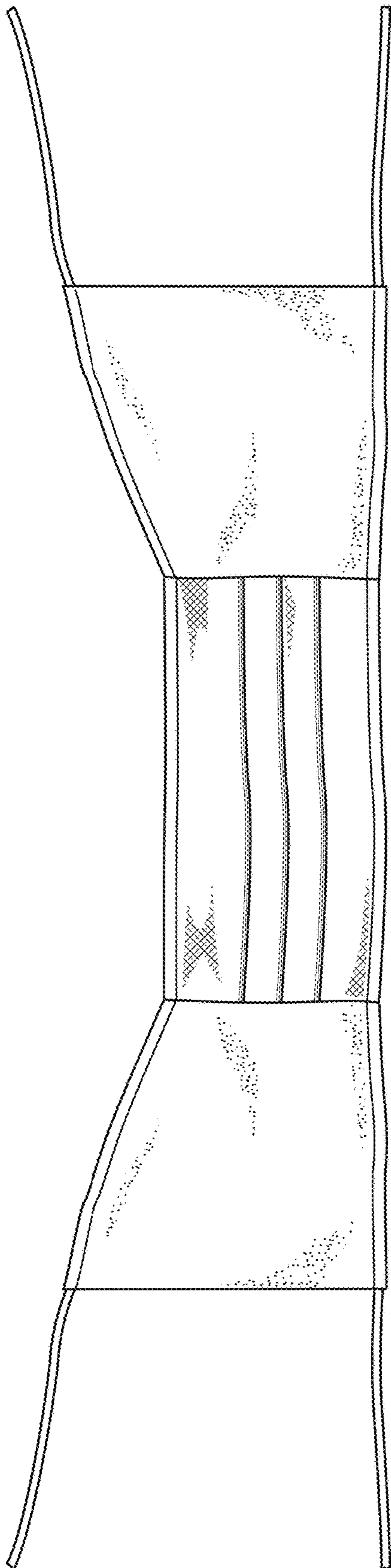


Fig. 2

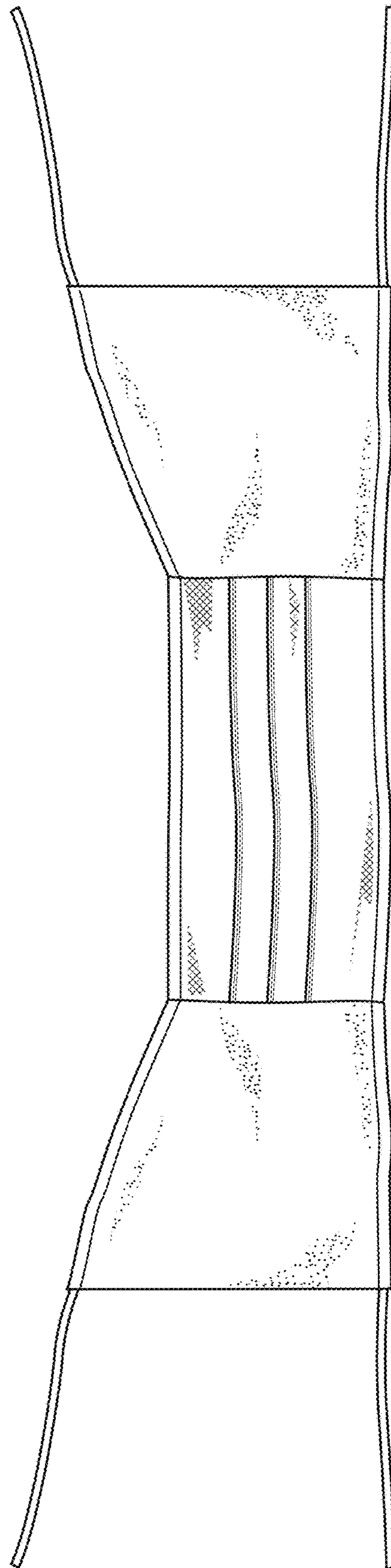


Fig. 3



Fig. 4



Fig. 5




Fig. 6



Fig. 7

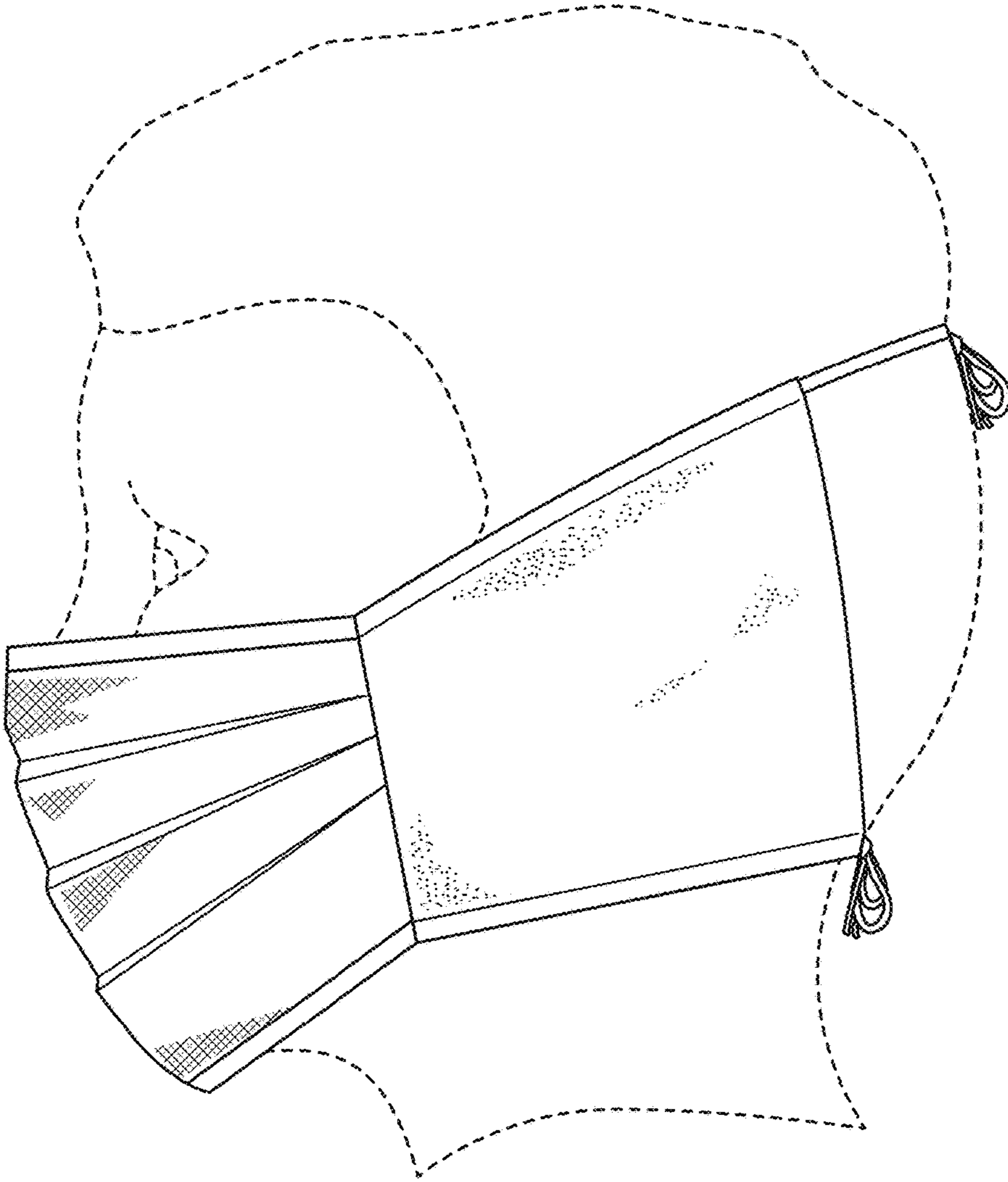


Fig. 8