



US00D849927S

(12) **United States Design Patent** (10) **Patent No.:** **US D849,927 S**
Von Schuckmann (45) **Date of Patent:** **** May 28, 2019**

(54) **INHALER**

(71) Applicant: **Alfred Von Schuckmann, Kevelaer**
(DE)

(72) Inventor: **Alfred Von Schuckmann, Kevelaer**
(DE)

(**) Term: **15 Years**

(21) Appl. No.: **29/637,256**

(22) Filed: **Feb. 15, 2018**

(30) **Foreign Application Priority Data**

Aug. 17, 2017 (EM) 004150993
Sep. 8, 2017 (EM) 004247252

(51) **LOC (11) Cl.** **29-02**

(52) **U.S. Cl.**
USPC **D24/110**

(58) **Field of Classification Search**
USPC D24/108, 110, 110.5, 164, 112
CPC A61M 15/009; A61M 2202/064; A61M
15/06; A61M 15/0065; A61M 15/0025;
A61M 15/0026; A61M 15/00

See application file for complete search history.

(56) **References Cited**

U.S. PATENT DOCUMENTS

D355,029 S *	1/1995	Kinneir	D24/110
D613,397 S *	4/2010	Nakao	D24/110
D710,002 S *	7/2014	Valentine	D24/110
D733,288 S *	6/2015	Althorpe	D24/110
D739,522 S *	9/2015	Von Schuckmann	D24/110
D744,087 S *	11/2015	Bilgic	D24/110
D789,517 S *	6/2017	Bhide	D24/110
D793,546 S *	8/2017	Ahern	D24/110

D816,208 S *	4/2018	Bhide	D24/110
9,956,362 B2 *	5/2018	Toksoz	A61M 15/0043
D831,190 S *	10/2018	Von Schuckmann	D24/110
2006/0254584 A1 *	11/2006	Wachtel	A61K 9/0073
				128/203.19
2014/0318538 A1 *	10/2014	Bilgic	A61M 15/0028
				128/203.15
2015/0136128 A1 *	5/2015	Toksoz	A61M 15/0043
				128/202.27
2016/0022931 A1 *	1/2016	Althorpe	A61M 15/0028
				128/203.12
2016/0375207 A1 *	12/2016	Bhide	A61M 15/0026
				128/203.15
2017/0056608 A1 *	3/2017	McDerment	A61M 15/0028
2017/0326313 A1 *	11/2017	Clarke	A61M 15/0086
2018/0043111 A1 *	2/2018	Ahern	A61M 15/0026

* cited by examiner

Primary Examiner — Lilyana Bekic
(74) *Attorney, Agent, or Firm* — Collard & Roe, P.C.

(57) **CLAIM**

The ornamental design for an inhaler, as shown and described.

DESCRIPTION

FIG. 1 is a left side view of an inhaler, showing my new design;
FIG. 2 is a rear view thereof;
FIG. 3 is a right side view thereof;
FIG. 4 is a front view thereof;
FIG. 5 is a top view thereof;
FIG. 6 is a bottom view thereof; and,
FIG. 7 is a top, rear and left side perspective view thereof.
The area shown in broken lines in FIG. 6 depicts a portion of the inhaler that forms no part of the claimed design.

1 Claim, 7 Drawing Sheets

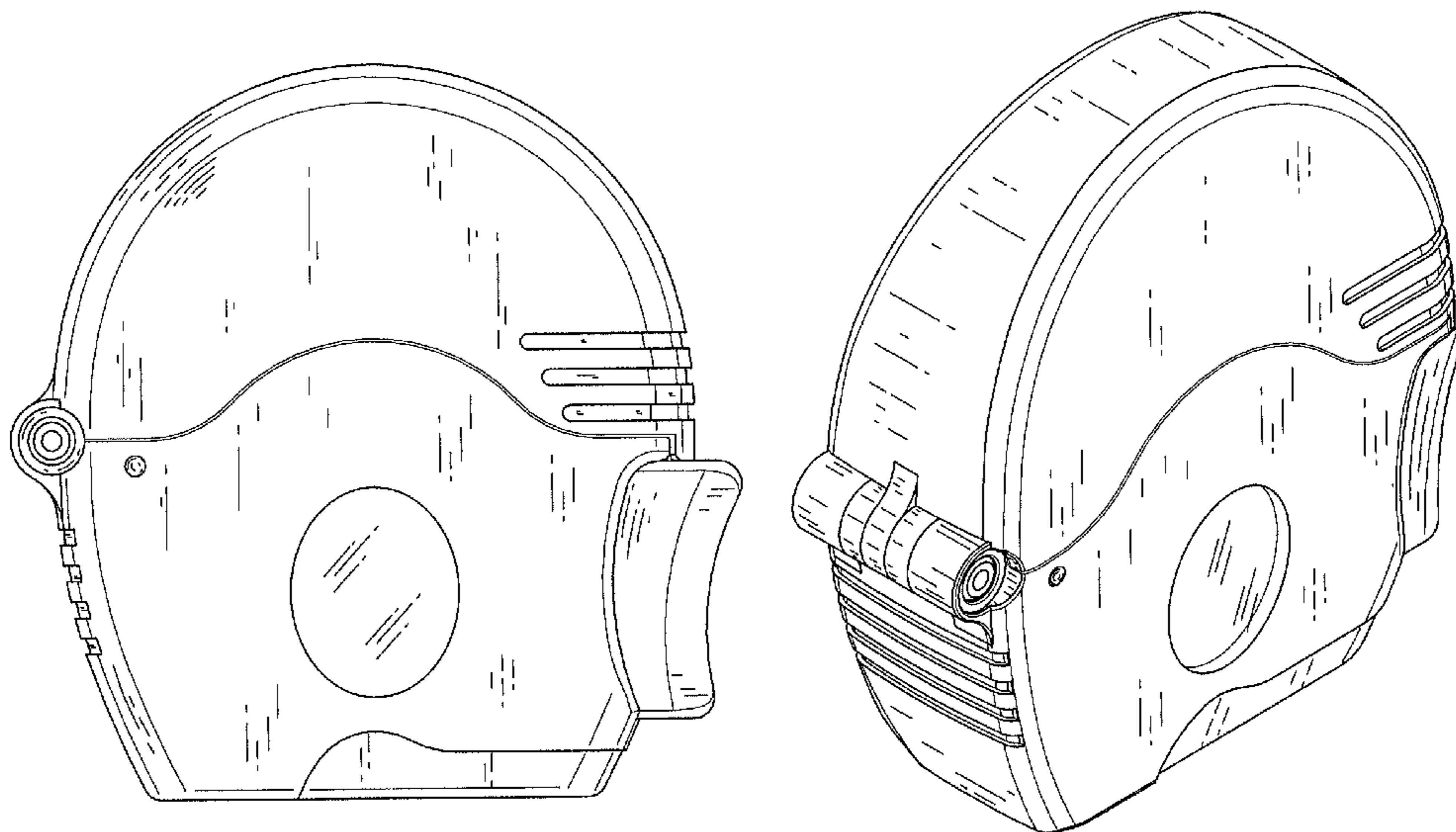


Fig. 1

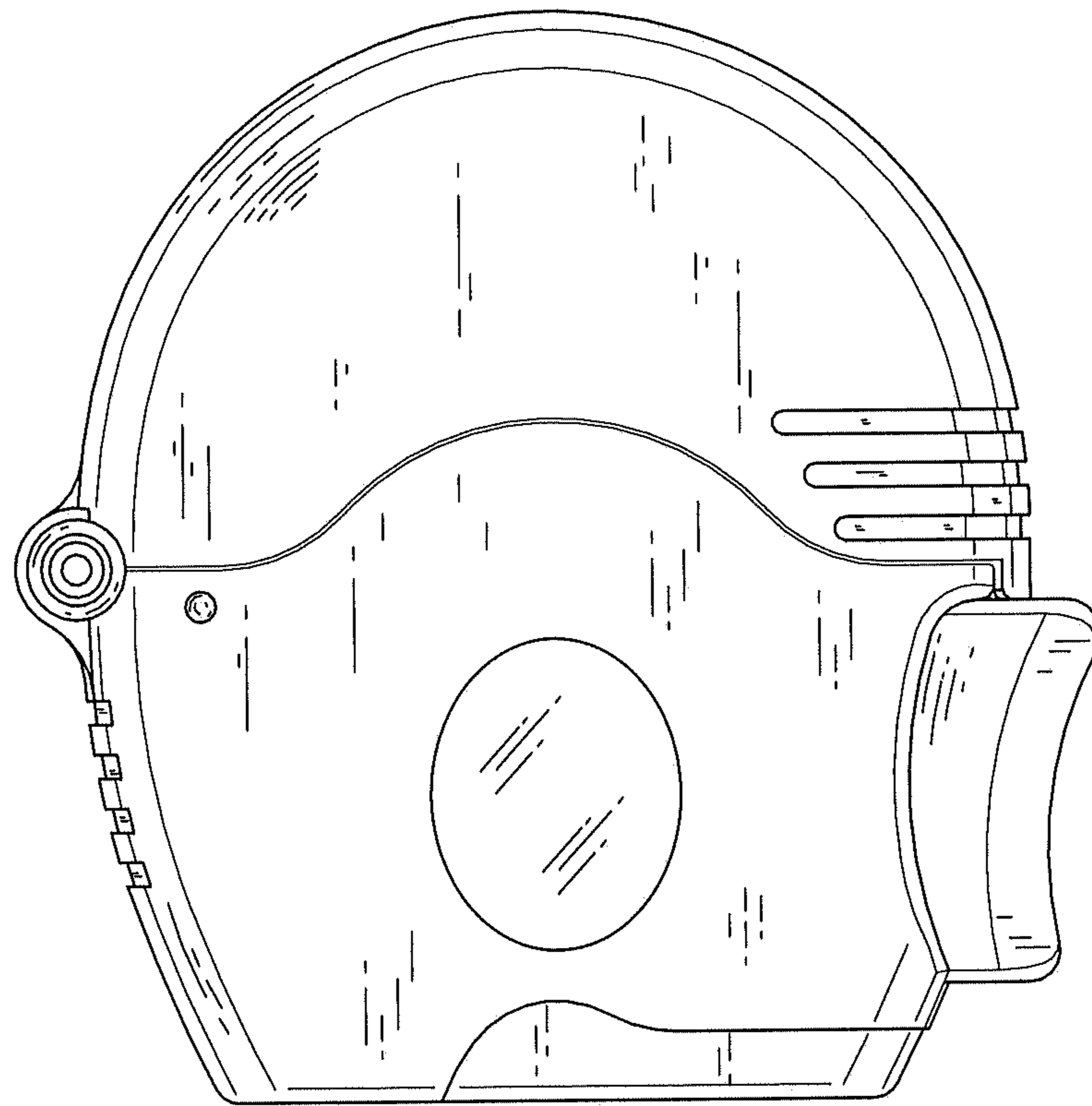


Fig. 2

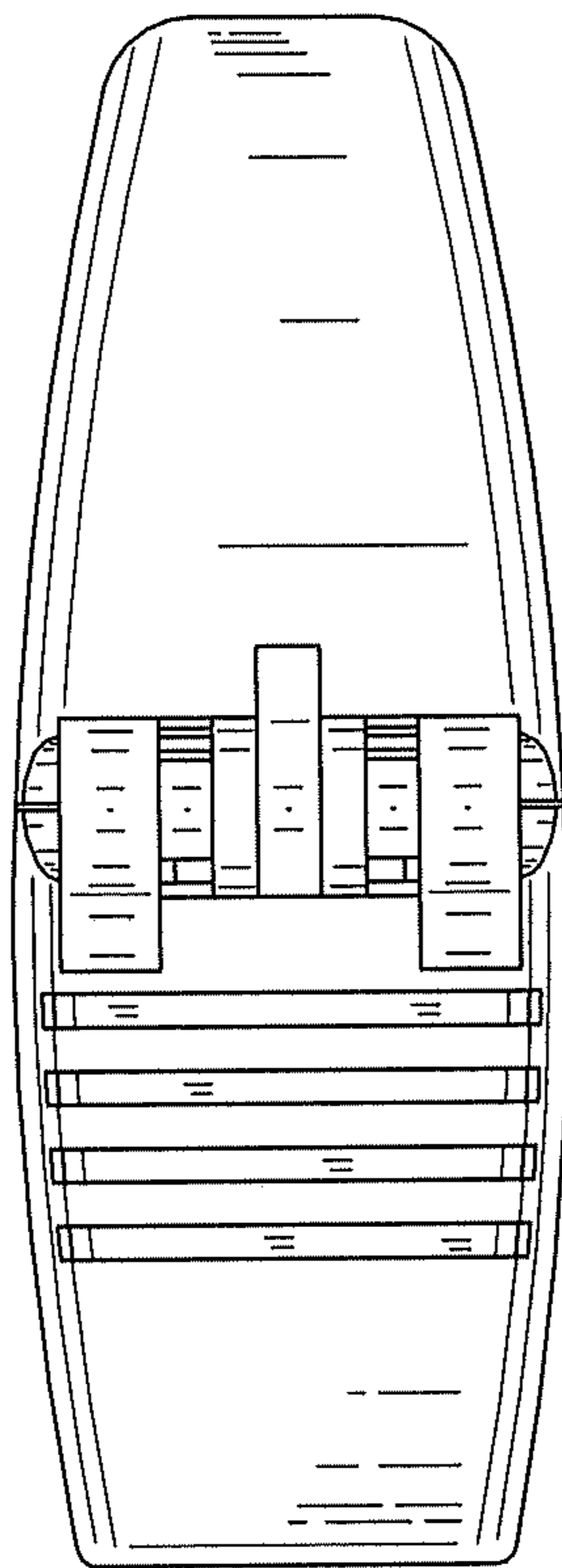


Fig. 3

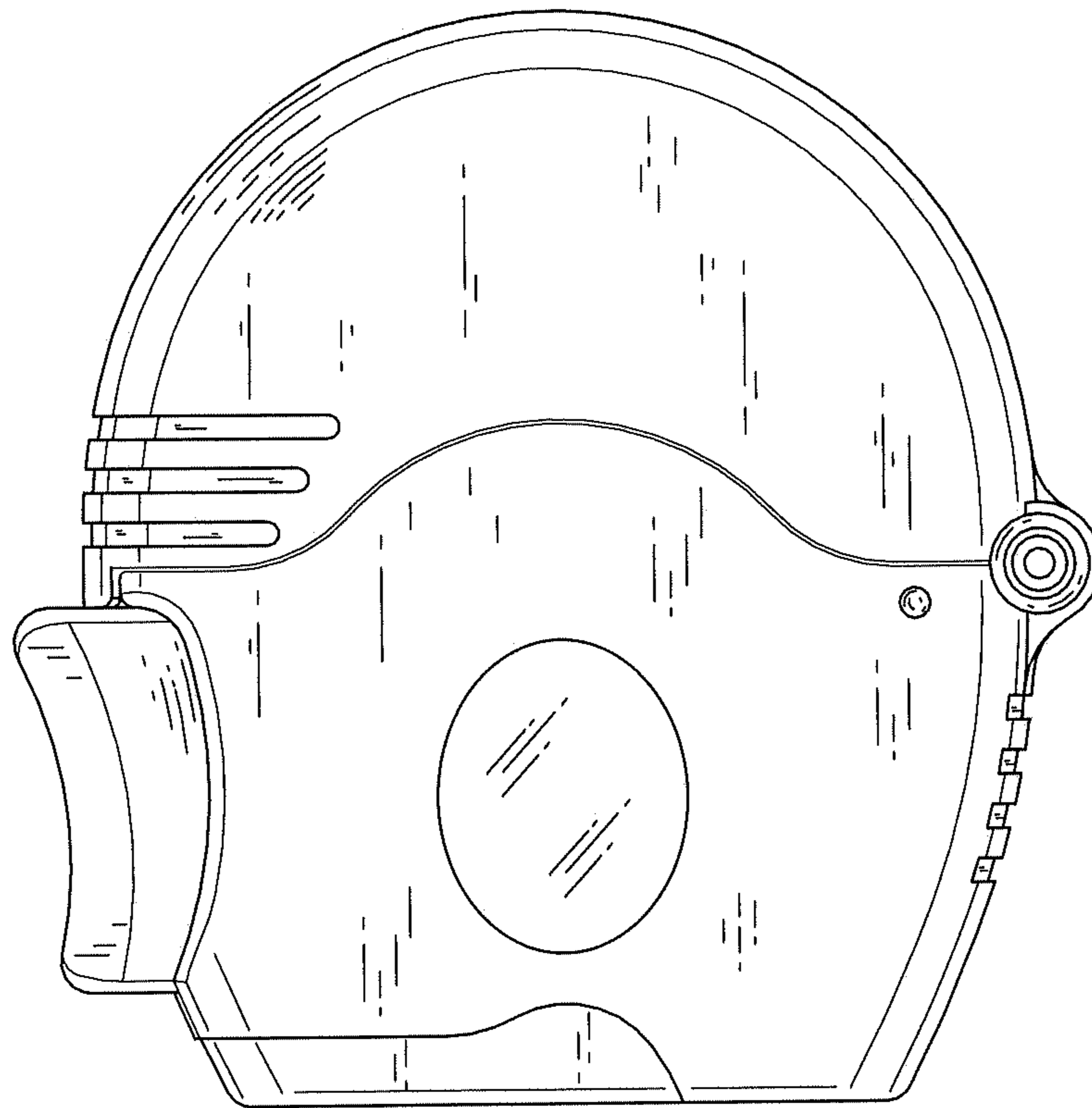


Fig. 4

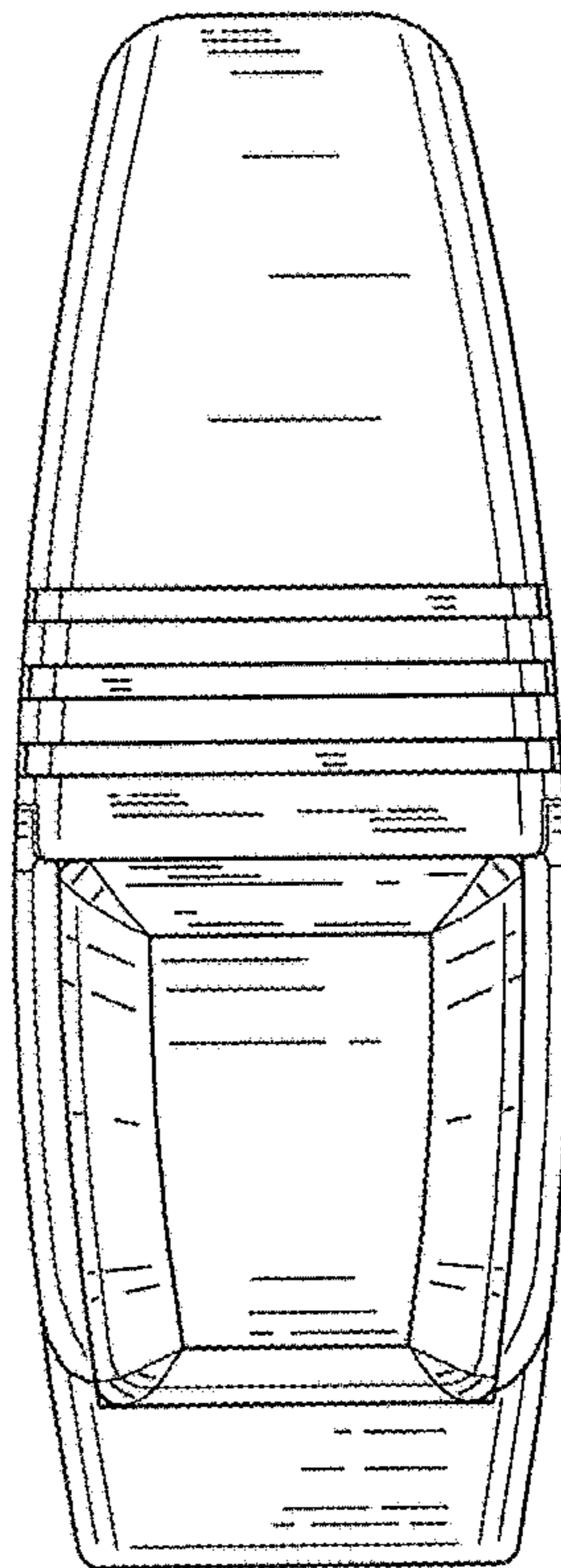


Fig. 5

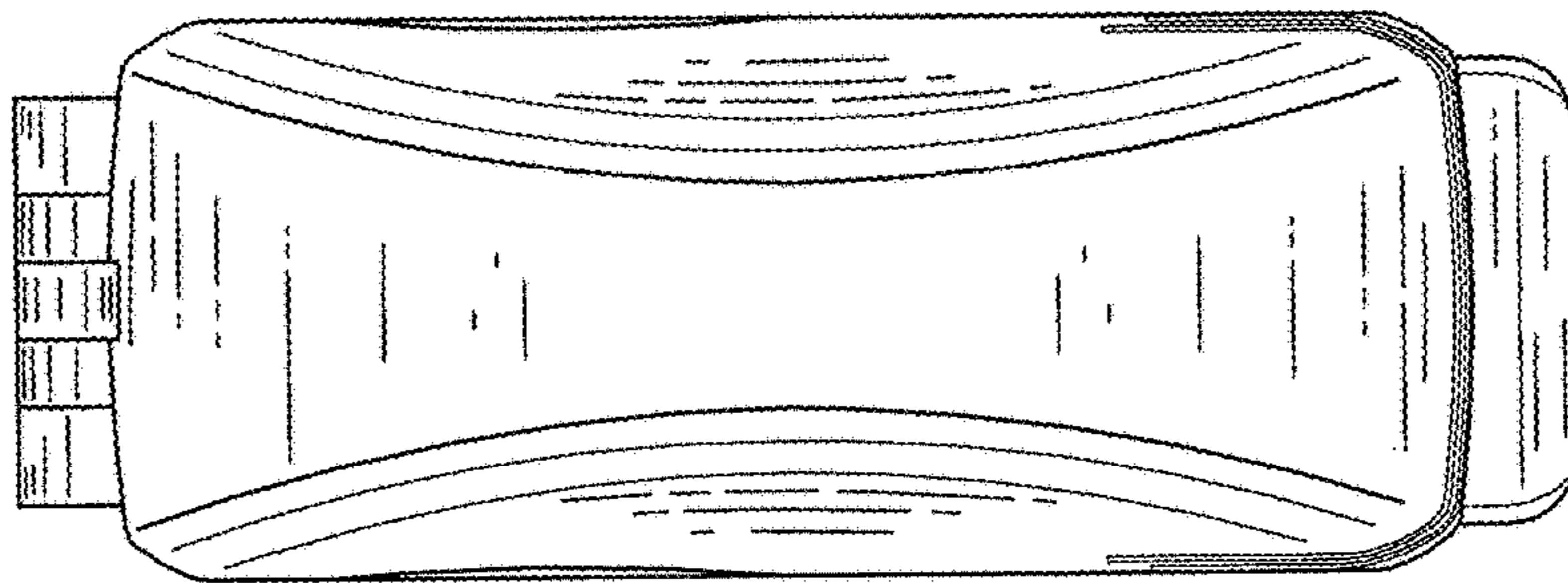


Fig. 6

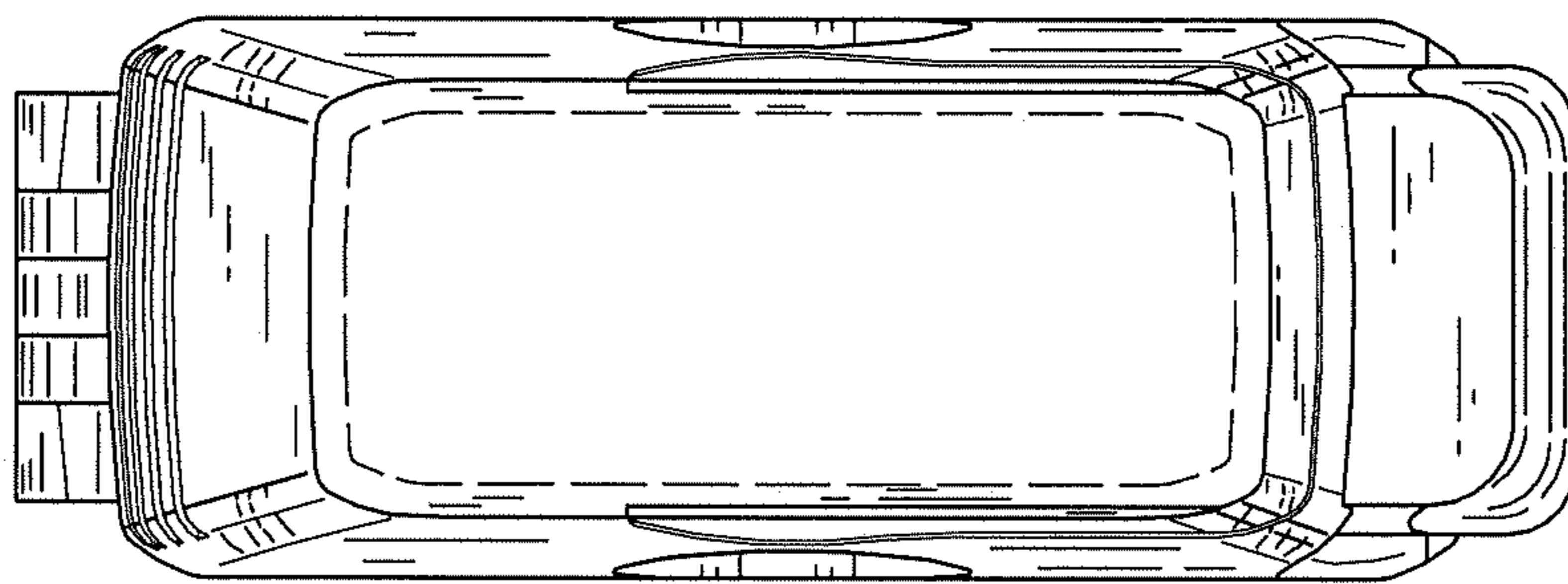


Fig. 7

