



US00D849920S

(12) **United States Design Patent** (10) **Patent No.:** **US D849,920 S**
Gobber et al. (45) **Date of Patent:** **** May 28, 2019**

(54) **AIR PURIFIER**

(56) **References Cited**

(71) Applicant: **ZOBELE HOLDING SPA**, Trento (IT)

U.S. PATENT DOCUMENTS

(72) Inventors: **Cedric Gobber**, Barcelona (ES);
Joaquim Llorente Alonso, Barcelona
(ES); **Asa Jonsson**, Barcelona (ES)

D256,943 S *	9/1980	Angelinetta	D23/209
D290,648 S *	6/1987	Dennis	D23/364
D314,616 S *	2/1991	Pepper	D23/365
D359,800 S *	6/1995	Cich, Jr.	D23/365
D437,402 S *	2/2001	Gieseke	D23/365
D449,102 S *	10/2001	Shin	D23/366
D483,459 S *	12/2003	DeWit	D23/365
D503,467 S *	3/2005	Flashinski	D23/366
D596,698 S *	7/2009	Urriola	D23/206
D622,836 S *	8/2010	Deflorian	D23/366
D705,413 S *	5/2014	Marchetti	D23/366
D796,022 S *	8/2017	DeChristofaro	D23/365
D804,005 S *	11/2017	Spear	D23/365
D829,316 S *	9/2018	Kim	D23/365

(73) Assignee: **ZOBELE HOLDING S.P.A.**, Trento
(IT)

(**) Term: **15 Years**

(21) Appl. No.: **29/671,565**

(22) Filed: **Nov. 28, 2018**

Related U.S. Application Data

(62) Division of application No. 35/504,006, filed on May 24, 2017 (U.S. filing date under 35 U.S.C. 384), and having an international filing date of May 24, 2017.

* cited by examiner

Primary Examiner — Keli L Hill

(74) *Attorney, Agent, or Firm* — Ostrolenk Faber LLP

(30) **Foreign Application Priority Data**

Nov. 24, 2016 (ES) D524481

(51) **LOC (11) Cl.** **23-99**

(52) **U.S. Cl.**
USPC **D23/366**

(58) **Field of Classification Search**
USPC D23/207, 208, 360, 364-369, 388;
D22/119, 122
CPC A61L 9/00; A61L 9/02; A61L 9/03; A61L
9/034; A61L 9/04; A61L 9/12; A61L
9/032; A61L 9/122; A61L 9/127; A61L
9/22; B01D 46/00; B01D 46/0002; B01D
46/20; F02M 35/04; F24F 13/20; A62B
21/00

See application file for complete search history.


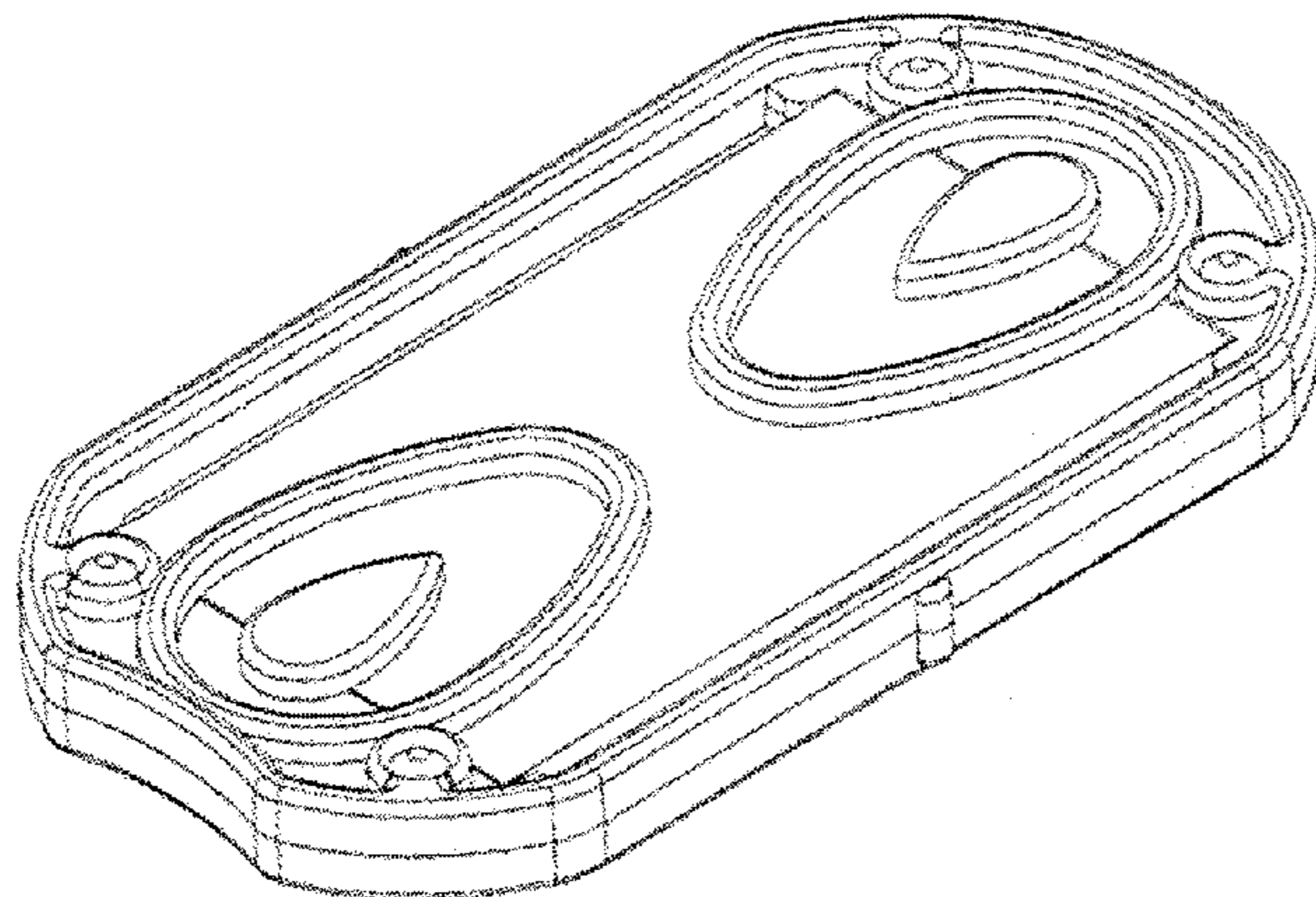
(57) **CLAIM**

The ornamental design for an air purifier, as shown and described.

DESCRIPTION

FIG. 1 is a front view illustration of an air purifier according to an aspect of the new design;
FIG. 2 is a top view illustration thereof;
FIG. 3 is a bottom view illustration thereof;
FIG. 4 is top, front, and left side perspective view illustration thereof;
FIG. 5 is a side view illustration thereof;
FIG. 6 is a rear view illustration thereof; and,
FIG. 7 is another side view illustration thereof.

1 Claim, 7 Drawing Sheets






FIG. 1

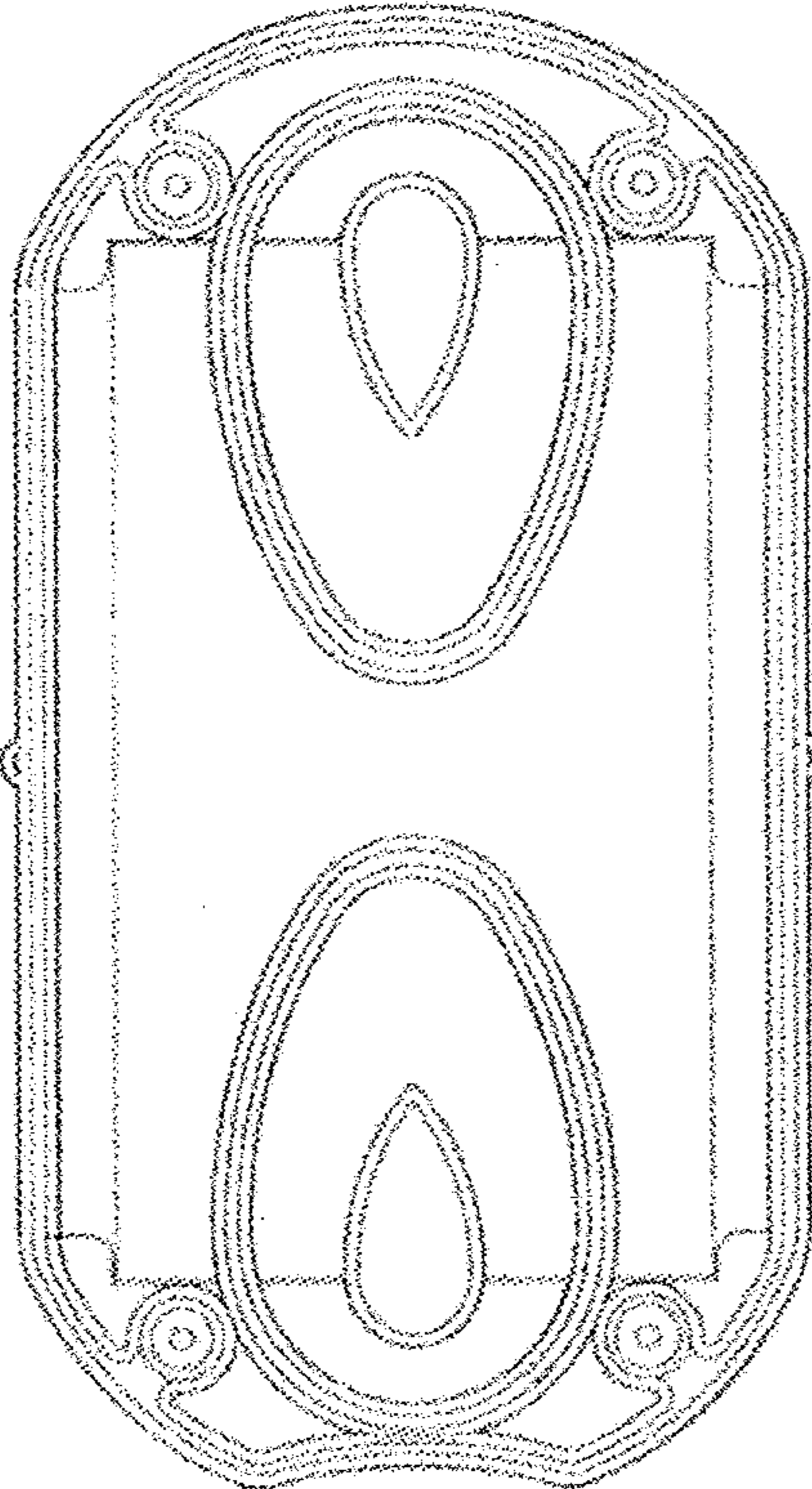


FIG. 2

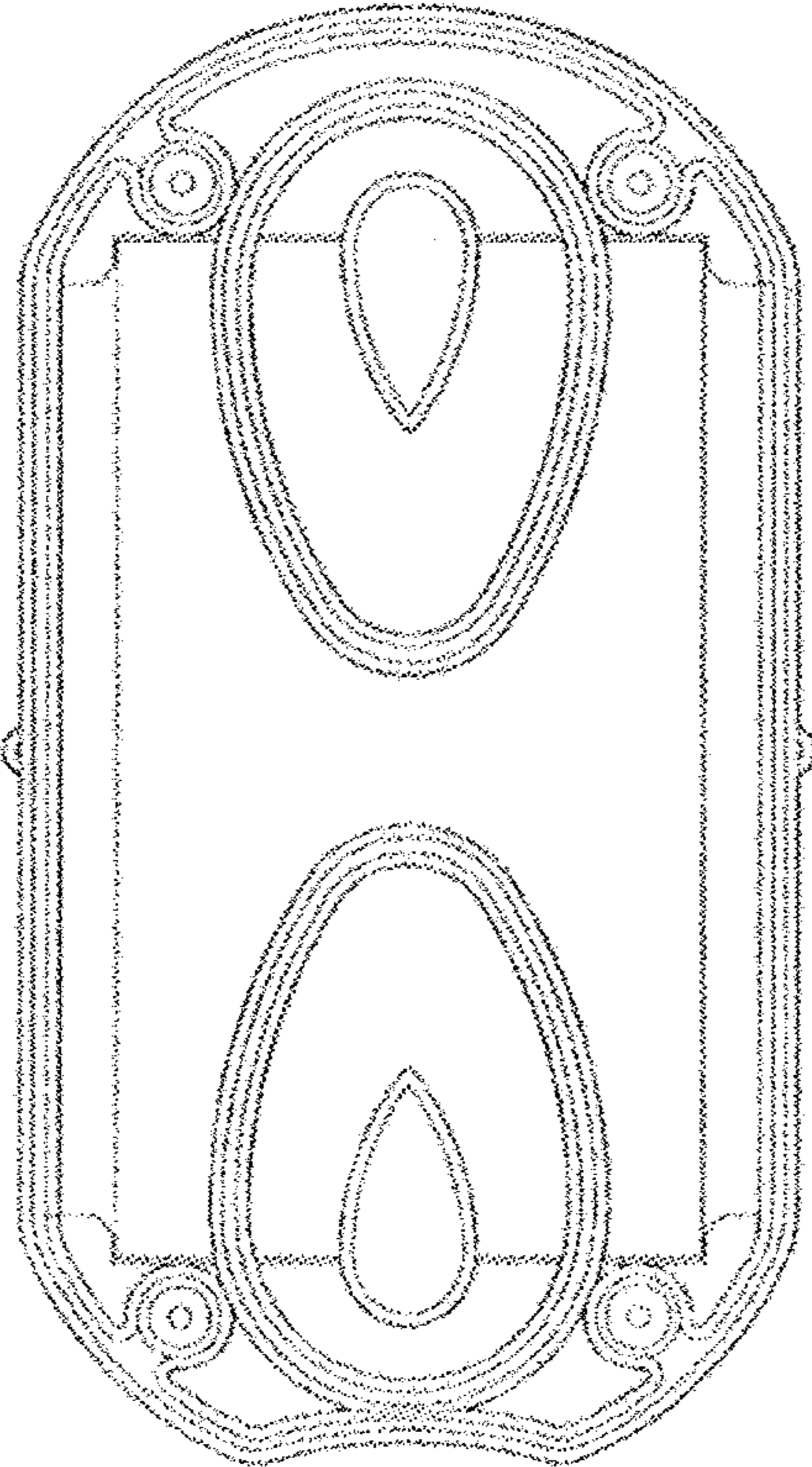


FIG. 3

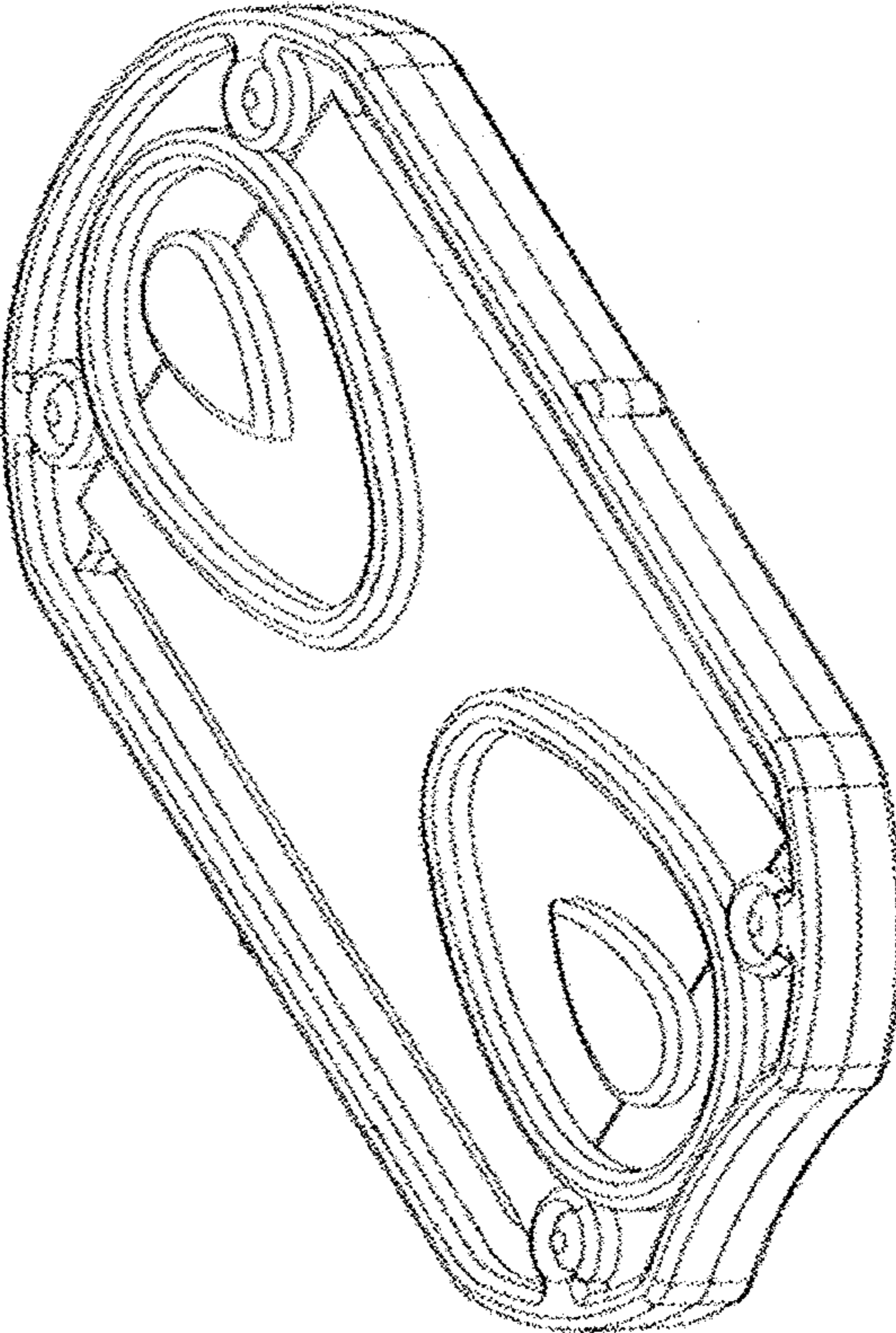


FIG. 4

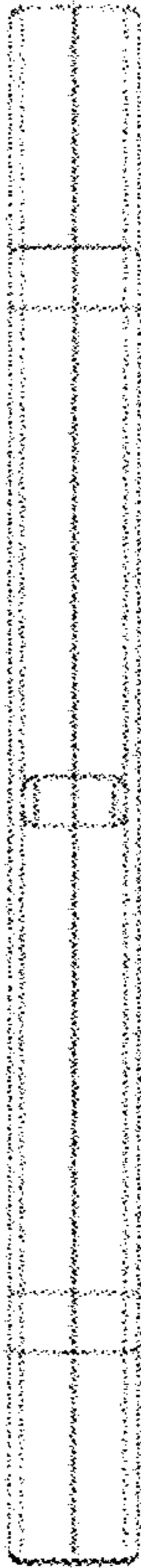


FIG. 5




FIG. 6



FIG. 7