



US00D849910S

(12) **United States Design Patent** (10) **Patent No.:** **US D849,910 S**
Arai et al. (45) **Date of Patent:** **** May 28, 2019**

(54) **AIR CONDITIONER**

(71) Applicant: **Mitsubishi Electric Corporation,**
Tokyo (JP)

(72) Inventors: **Satoshi Arai,** Tokyo (JP); **Jangryul Rim,** Tokyo (JP)

(73) Assignee: **Mitsubishi Electric Corporation,**
Tokyo (JP)

(**) Term: **15 Years**

(21) Appl. No.: **29/612,717**

(22) Filed: **Aug. 3, 2017**

(30) **Foreign Application Priority Data**

Feb. 16, 2017 (JP) 2017-002988

(51) **LOC (11) Cl.** **23-04**

(52) **U.S. Cl.**
USPC **D23/351**

(58) **Field of Classification Search**
USPC D23/333, 335, 341, 342, 351, 353, 354,
D23/355, 356, 359, 364, 365, 370, 385,
D23/386, 388, 393

CPC F24F 1/00; F24F 1/0007; F24F 1/02; F24F
1/08; F24F 1/42; F24F 1/56; F24F 1/60;
F24F 3/044; F24F 3/048; F24F 3/16;
F24F 7/00; F24F 7/04; F24F 12/001;
F24F 12/006

See application file for complete search history.

(56) **References Cited**

U.S. PATENT DOCUMENTS

D529,595 S * 10/2006 Ueno D23/351
D579,095 S * 10/2008 Nagahori D23/351

D613,842 S * 4/2010 Yamashita D23/351
D616,083 S * 5/2010 Saitou D23/351
D621,921 S * 8/2010 Ishida D23/351
D623,281 S * 9/2010 Ishida D23/351
D624,168 S * 9/2010 Aketa D23/351
D689,178 S * 9/2013 Ueno D23/351
D720,058 S * 12/2014 Niki D23/351
D720,059 S * 12/2014 Niki D23/351
D720,060 S * 12/2014 Murai D23/351
D720,062 S * 12/2014 Guojie D23/351
D770,024 S * 10/2016 Nakai D23/351
D777,894 S * 1/2017 Kato D23/351
D814,001 S * 3/2018 Arai D23/351

* cited by examiner

Primary Examiner — Natasha Vujcic

(74) *Attorney, Agent, or Firm* — Studebaker & Brackett
PC

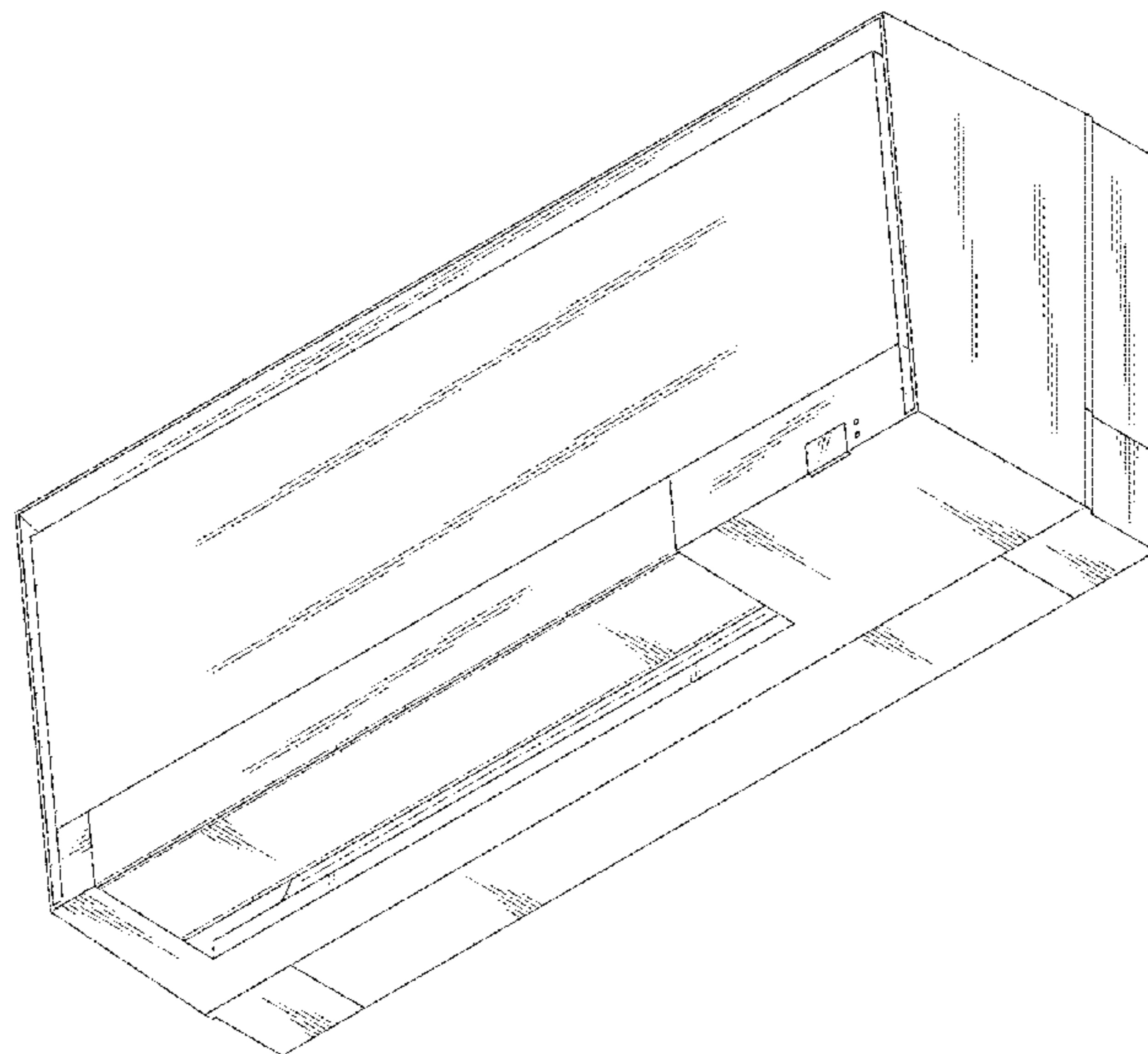
(57) **CLAIM**

The ornamental design for an air conditioner, as shown and described.

DESCRIPTION

FIG. 1 is a front, bottom and right side perspective view of an air conditioner showing our new design;
FIG. 2 is a front view thereof;
FIG. 3 is a rear view thereof;
FIG. 4 is a top view thereof;
FIG. 5 is a bottom view thereof;
FIG. 6 is a left side view thereof; and,
FIG. 7 is a right side view thereof.

1 Claim, 6 Drawing Sheets



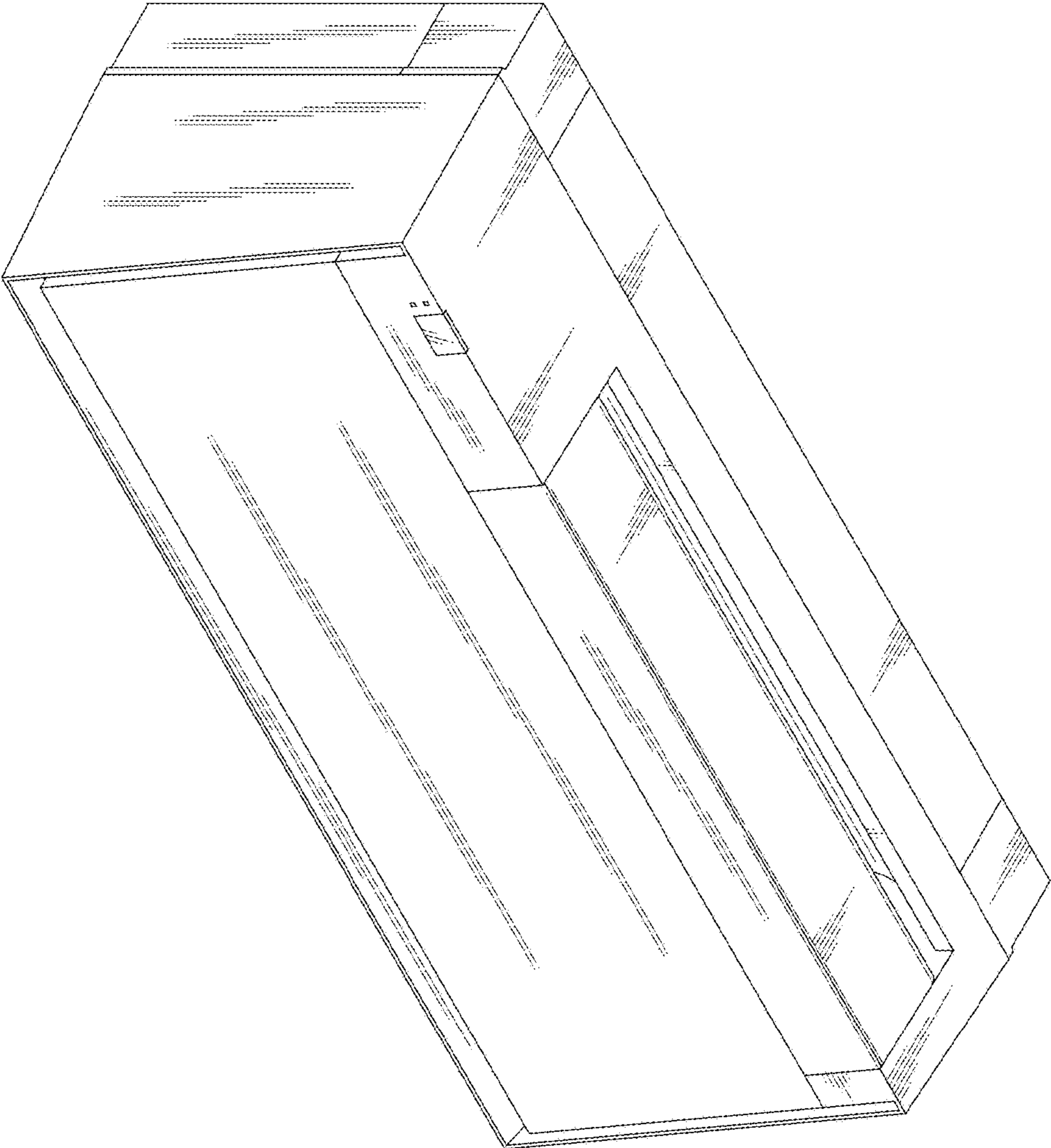


Fig. 1

Fig. 2




Fig. 3




Fig. 4




Fig. 5

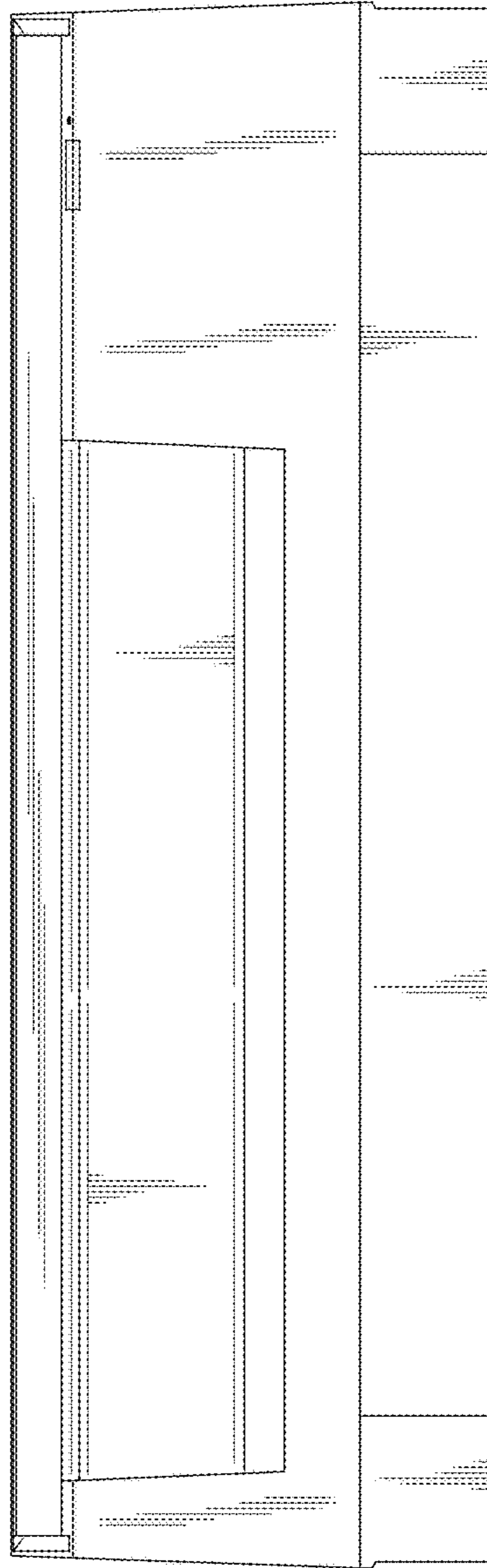


Fig. 7

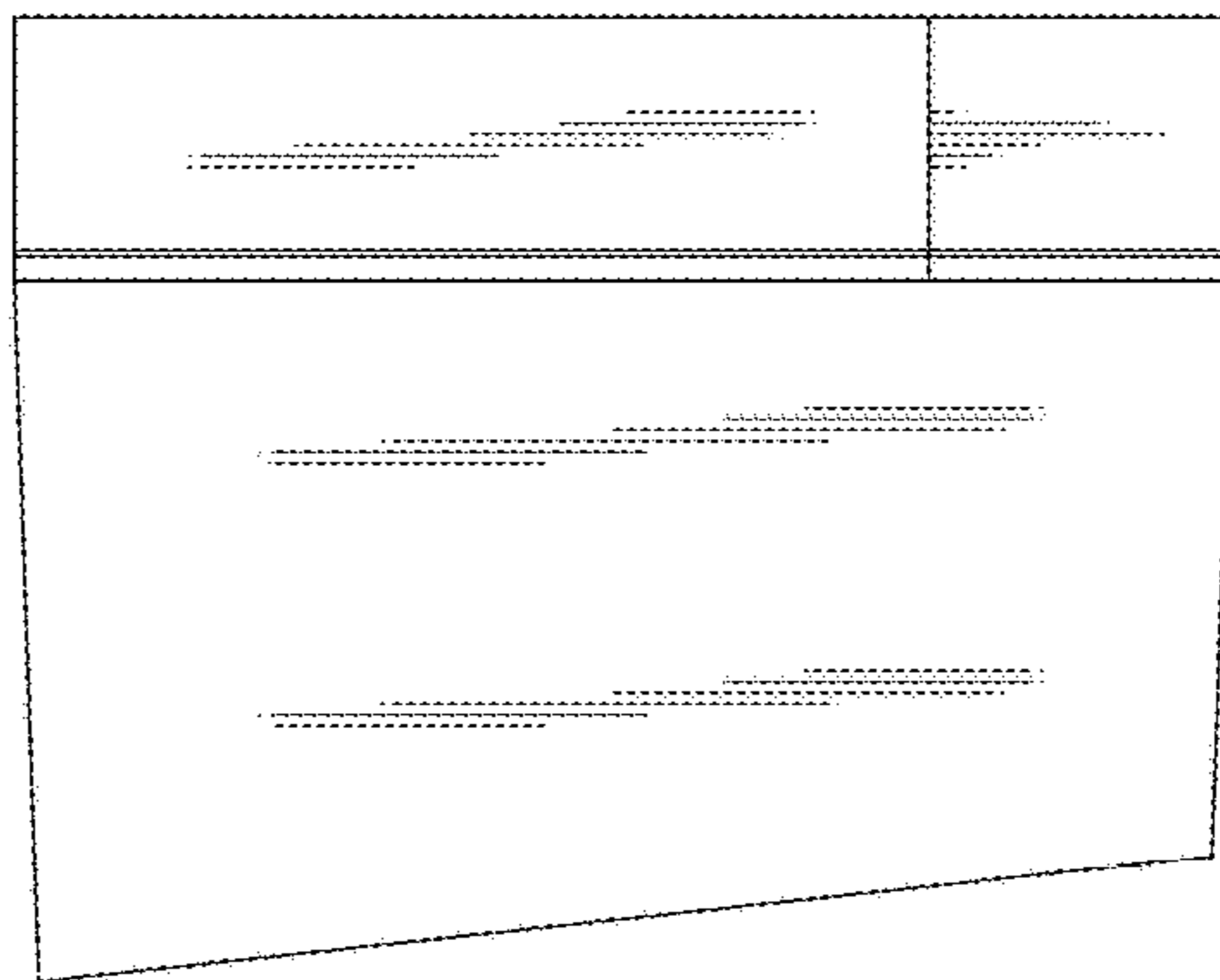


Fig. 6

