



US00D849905S

(12) **United States Design Patent** (10) **Patent No.:** **US D849,905 S**
Inovero (45) **Date of Patent:** **** May 28, 2019**

(54) **FIRE COLUMN**

(71) Applicant: **Bond Manufacturing Co., Inc.**,
Antioch, CA (US)

(72) Inventor: **Trisha Inovero**, Caloocan (PH)

(73) Assignee: **Bond Manufacturing Co., Inc.**,
Antioch, CA (US)

(**) Term: **15 Years**

(21) Appl. No.: **29/655,356**

(22) Filed: **Jul. 2, 2018**

Related U.S. Application Data

(63) Continuation of application No. 29/605,867, filed on
May 31, 2017, now Pat. No. Des. 822,804.

(51) **LOC (11) Cl.** **23-03**

(52) **U.S. Cl.**
USPC **D23/332**

(58) **Field of Classification Search**
USPC D23/314, 317, 329, 332, 334, 335, 337,
D23/338, 339, 340, 341, 342, 343;
D6/686, 699.2, 671, 677, 687, 690, 691,
D6/691.1, 691.2, 691.3, 691.4, 691.5,
D6/693, 68, 691.9, 695, 695.2, 698, 703;
D7/403, 333
CPC F24B 1/18; F24B 1/1802; F24B 1/181;
F24B 1/195; F24B 1/19; F23C 1/08;
A47B 37/04; A47B 13/081; F23D 14/28;
F24C 5/06

See application file for complete search history.

(56) **References Cited**

U.S. PATENT DOCUMENTS

3,491,744 A 1/1970 Kohorn, Jr.
3,623,458 A 11/1971 Block
D304,396 S * 11/1989 Pitchersky D6/688.27
6,609,514 B1 * 8/2003 Bertolas F24B 1/1808
126/519

(Continued)

OTHER PUBLICATIONS

Gasmate Catalog, Gasmate, the outdoors made easy, Heating &
Lighting, www.gasmate.co.nz, 2013-2014, 20 pages.

Primary Examiner — T Chase Nelson

Assistant Examiner — Ania Aman

(74) *Attorney, Agent, or Firm* — Weide & Miller, Ltd.

(57) **CLAIM**

The ornamental design for a fire column, as shown and
described.

DESCRIPTION

The patent or application file contains at least one drawing
executed in color. Copies of this patent or patent application
publication with color drawing(s) will be provided by the
Office upon request and payment of the necessary fee.

FIG. 1 is a perspective view of a fire column showing top,
front, and left sides of the new design.

FIG. 2 is a perspective view showing top, rear, and right
sides of the design shown in FIG. 1.

FIG. 3 is a perspective view showing top and front sides of
the design shown in FIG. 1.

FIG. 4 is a perspective view showing top and left sides of the
design shown in FIG. 1.

FIG. 5 is a perspective view showing top and right sides of
the design shown in FIG. 1.

FIG. 6 is a perspective view showing top and rear sides of
the design shown in FIG. 1.

FIG. 7 is a perspective view showing top, front, and right
sides of the design shown in FIG. 1 in another environment
of use; and,

FIG. 8 is a perspective view showing top, right, and rear
sides of the design shown in FIG. 1.

The bottom is flat and devoid of ornamentation.

1 Claim, 8 Drawing Sheets
(8 of 8 Drawing Sheet(s) Filed in Color)






FIG. 1



FIG. 2




FIG. 3




FIG. 4




FIG. 5




FIG. 6



FIG. 7



FIG. 8