



US00D849902S

(12) **United States Design Patent** (10) **Patent No.:** **US D849,902 S**
Pontillas (45) **Date of Patent:** **** May 28, 2019**

(54) **DECORATIVE FIRE TABLE**

OTHER PUBLICATIONS

(71) Applicant: **Bond Manufacturing Co., Inc.**,
Antioch, CA (US)

Gasmate Catalog, Gasmate, the outdoors made easy, Heating & Lighting, www.gasmate.co.nz, 2013-2014, 20 pages.

(72) Inventor: **Lawrence Anthony Pontillas**, Manila
(PH)

Primary Examiner — T Chase Nelson
Assistant Examiner — Ania Aman

(73) Assignee: **Bond Manufacturing Co., Inc.**,
Antioch, CA (US)

(74) *Attorney, Agent, or Firm* — Weide & Miller, Ltd.

(**) Term: **15 Years**

(57) **CLAIM**

(21) Appl. No.: **29/655,332**

The ornamental design for a decorative fire table, as shown and described.

(22) Filed: **Jul. 2, 2018**

Related U.S. Application Data

DESCRIPTION

(63) Continuation of application No. 29/605,824, filed on May 30, 2017, now Pat. No. Des. 822,188.

(51) **LOC (11) Cl.** **23-03**

(52) **U.S. Cl.**
USPC **D23/332**

(58) **Field of Classification Search**
USPC D23/314, 317, 329, 332, 334, 335, 337,
D23/338, 339, 340, 341, 342, 343;
D6/686, 699.2, 671, 677, 687, 690, 691,
D6/691.1, 691.2, 691.3, 691.4, 691.5,
D6/693, 68, 691.9, 695, 695.2, 698, 703;
D7/403, 333
CPC F24B 1/18; F24B 1/1802; F24B 1/181;
F24B 1/195; F24B 1/19; F23C 1/08;
A47B 37/04; A47B 13/081; F23D 14/28;
F24C 5/06

See application file for complete search history.

The patent or application file contains at least one drawing executed in color. Copies of this patent or patent application publication with color drawing(s) will be provided by the Office upon request and payment of the necessary fee.

FIG. 1 is a perspective view of a decorative fire table showing the top, front, and right sides of the new design.

FIG. 2 is a perspective view of a decorative fire table showing the top, front, and right sides in another environment of use.

FIG. 3 is a perspective view showing the top, rear, and left sides of the design shown in FIG. 1.

FIG. 4 is a perspective view showing the top and the rear sides of the design shown in FIG. 1.

FIG. 5 is a perspective view showing the top and left sides of the design shown in FIG. 1.

FIG. 6 is a perspective view showing the top and rear sides of the design shown in FIG. 1 in another environment of use; and,

FIG. 7 is a perspective view showing the top, rear, and left sides of the design shown in FIG. 1 in another environment of use.

The bottom is flat and devoid of surface ornamentation.

(56) **References Cited**

U.S. PATENT DOCUMENTS

3,491,744 A 1/1970 Kohorn, Jr.
D304,396 S * 11/1989 Pitchersky D6/688.27
6,609,514 B1 * 8/2003 Bertolas F24B 1/1808
126/519

(Continued)

1 Claim, 7 Drawing Sheets
(7 of 7 Drawing Sheet(s) Filed in Color)



(56)

References Cited

U.S. PATENT DOCUMENTS

7,799,102	B2 *	9/2010	Weinberger	F23D 5/04 431/356
D677,076	S *	3/2013	Olson	D6/675
D694,395	S	11/2013	Lowsky	
D765,232	S	8/2016	Horsfield	
D771,396	S *	11/2016	Mandon	D6/349
9,612,022	B2 *	4/2017	Chiang	F24C 15/2035
D785,991	S	5/2017	Price	
9,651,246	B2 *	5/2017	Chen	F23D 3/22
D805,171	S *	12/2017	Hrydovyy	D23/343
D805,311	S	12/2017	Mandon	
D810,792	S *	2/2018	Price	D15/81
2008/0308645	A1 *	12/2008	Presley	B05B 17/08 239/17
2010/0062382	A1	3/2010	Stachowski	
2014/0174427	A1 *	6/2014	Yuen	A47J 37/0781 126/25 R
2015/0250305	A1	9/2015	Kahler	
2016/0123335	A1	5/2016	Molnar	
2017/0030584	A1 *	2/2017	Mueller	F24C 1/16
2017/0261210	A1 *	9/2017	Harris	F24C 3/022

* cited by examiner




FIG. 1




FIG. 2




FIG. 3



FIG. 4



FIG. 5




FIG. 6



FIG. 7