

US00D849861S

(12) **United States Design Patent**
Stillinger et al.

(10) **Patent No.: US D849,861 S**

(45) **Date of Patent: ** May 28, 2019**

(54) **BALL**

(71) Applicant: **Acorn Products, LLC**, Monte Sereno, CA (US)

(72) Inventors: **Scott H. Stillinger**, Monte Sereno, CA (US); **Kathryn Kelsey Anne Stillinger**, Los Gatos, CA (US); **Diane B. Stillinger**, Monte Sereno, CA (US)

(73) Assignee: **Acorn Products, LLC**, Monte Sereno, CA (US)

(**) Term: **15 Years**

(21) Appl. No.: **29/637,333**

(22) Filed: **Feb. 15, 2018**

(51) **LOC (11) Cl. 21-02**

(52) **U.S. Cl.**

USPC **D21/707**

(58) **Field of Classification Search**

USPC D21/398, 707-714, 466; D30/160; D11/40, 43, 70, 75, 76, 79, 121, 124, D11/131, 141; D32/29.1; 446/183, 227, 446/486; 428/11; 473/569-577, 473/593-615; 119/707-711

CPC . A63B 37/00; A63B 37/0005; A63B 37/0098; A63B 37/06; A63B 37/08; A63B 37/10; A63B 37/12; A63B 37/14; A63B 2037/065; A63B 2037/082; A63B

(Continued)

(56) **References Cited**

U.S. PATENT DOCUMENTS

115,252 A * 5/1871 Spencer A63B 39/00
473/612
513,560 A * 1/1894 Dickey A63B 39/00
473/612

(Continued)

FOREIGN PATENT DOCUMENTS

CN 301439170 * 1/2011
CN 301641909 * 8/2011

(Continued)

OTHER PUBLICATIONS

“Inside Out Ball—Large—Value Plus—4 Pack.” SensoryTools.net. Sensory Tools Australia, Nov. 8, 2017. <http://sensorytools.net/products/inside-out-ball-large>.

(Continued)

Primary Examiner — Catherine A Tuttle

(74) *Attorney, Agent, or Firm* — Dascenzo Intellectual Property Law, P.C.

(57) **CLAIM**

The ornamental design for a ball, as shown and described.

DESCRIPTION

FIG. 1 is an isometric view of the ball showing our new design;

FIG. 2 is a front elevation view thereof;

FIG. 3 is a rear elevation view thereof;

FIG. 4 is a left side elevation view thereof;

FIG. 5 is a right side elevation view thereof;

FIG. 6 is a top plan view thereof;

FIG. 7 is a bottom plan view thereof;

FIG. 8 is an isometric view showing an alternate embodiment of our new design for a ball;

FIG. 9 is a front elevation view thereof;

FIG. 10 is a rear elevation view thereof;

FIG. 11 is a left side elevation view thereof;

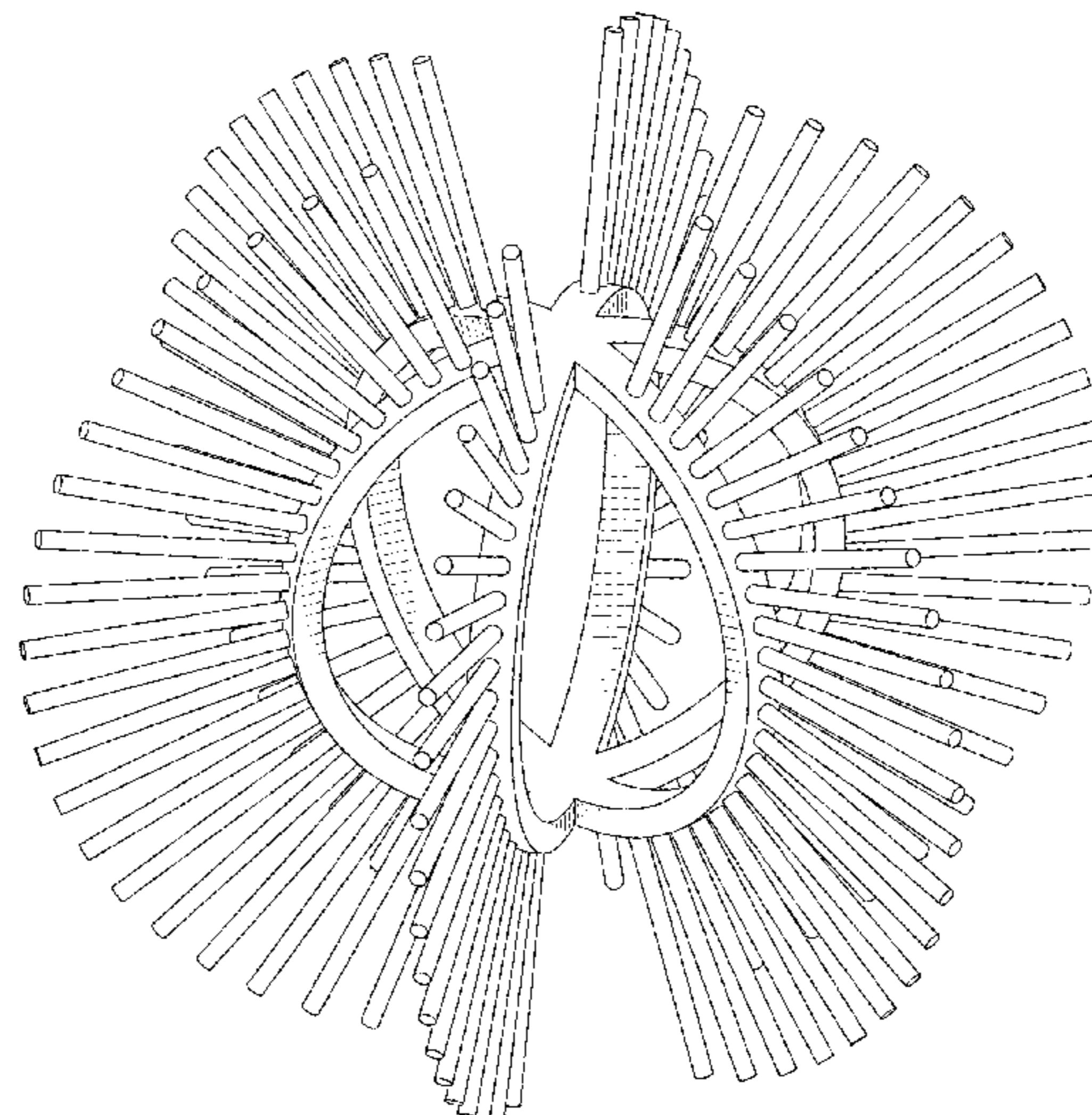
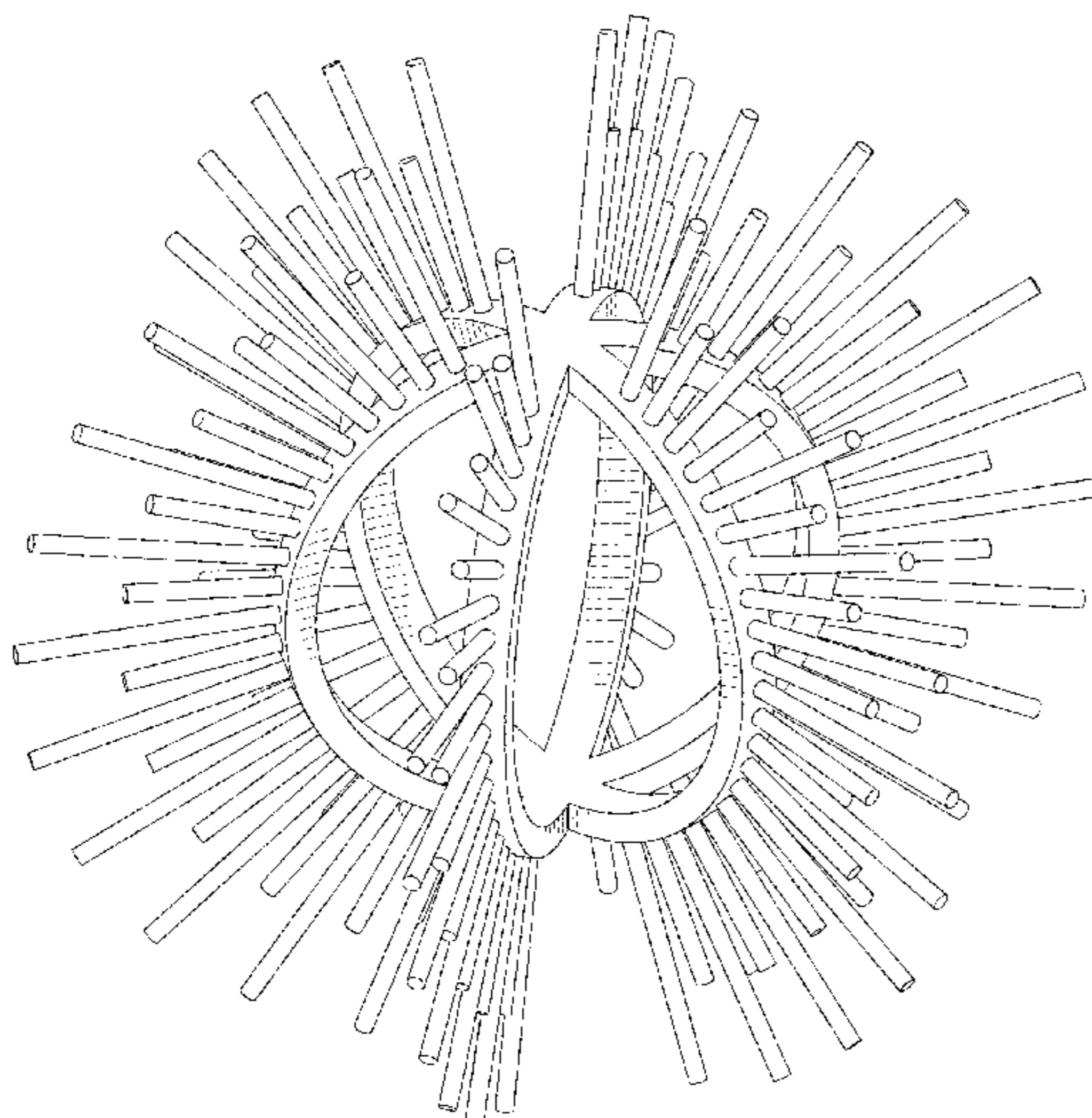
FIG. 12 is a right side elevation view thereof;

FIG. 13 is a top plan view thereof; and,

FIG. 14 is a bottom plan view thereof.

The shading lines shown in the drawings delineate the three-dimensional contour; and are not intended to indicate surface decoration.

1 Claim, 14 Drawing Sheets



(58) **Field of Classification Search**

CPC ... 2037/085; A63B 39/00; A63B 39/06; A63B 39/08; A63B 2039/003; A63B 2039/006; A63B 41/00; A63B 41/08; A63B 41/10; A63B 43/00; A63B 43/002; A63B 43/005; A63B 43/008; A63B 43/02; A63B 43/04; A63B 43/06; A63B 2043/001; A63B 37/001; A63B 71/0054; A63B 2071/0063; A63B 2209/00; A63B 2225/09; A01K 15/025; A01K 15/026; A63H 33/00; A63H 33/005; A63H 33/006; A63H 33/18; A63H 33/26; A63H 33/30

See application file for complete search history.

(56) **References Cited**

U.S. PATENT DOCUMENTS

2,011,760 A 8/1935 Gallinant
 D118,683 S * 1/1940 Kranz et al. D11/121
 2,509,087 A * 5/1950 Edmund A63B 43/00
 473/613
 D161,160 S * 12/1950 Burros D11/121
 2,952,460 A 9/1960 Ellis
 3,759,518 A * 9/1973 Mroz A63B 65/10
 473/588
 3,987,580 A 10/1976 Ausnit
 4,006,908 A * 2/1977 Minami A63B 39/00
 273/DIG. 20
 4,131,276 A 12/1978 Judkins
 4,660,830 A 4/1987 Tomar
 4,756,529 A 7/1988 Stillinger
 4,962,926 A 10/1990 Chen
 4,974,844 A * 12/1990 Richards A63B 43/002
 273/DIG. 20
 D317,489 S * 6/1991 Stillinger D21/707
 D365,376 S * 12/1995 Bishop D21/684
 D385,002 S * 10/1997 Schloss D21/707
 5,848,946 A 12/1998 Stillinger
 6,026,534 A 2/2000 Gonda et al.
 6,220,980 B1 * 4/2001 Adler A63B 43/002
 473/612
 6,280,356 B1 8/2001 Sandeen

D473,021 S * 4/2003 Gourley D30/160
 D473,683 S * 4/2003 Willinger A01K 15/026
 D30/160
 6,645,101 B1 11/2003 Wong
 6,729,984 B2 5/2004 Silvergate
 D500,901 S * 1/2005 Crane D30/160
 6,863,588 B1 3/2005 Chu
 D535,341 S * 1/2007 Chernick D21/398
 D540,496 S * 4/2007 Axelrod D30/160
 D561,277 S 2/2008 Chernick et al.
 D563,494 S * 3/2008 Nelson D11/117
 D583,519 S * 12/2008 Roberts D32/29.1
 7,470,203 B1 12/2008 Stillinger
 D600,159 S * 9/2009 Tsai D11/117
 D623,247 S * 9/2010 Zawitz D21/707
 D652,592 S * 1/2012 Le D32/29.1
 8,464,665 B1 6/2013 Scheffler et al.
 9,636,601 B2 5/2017 Reynolds
 2002/0144661 A1 * 10/2002 Willinger A01K 15/025
 119/707
 2006/0224239 A1 10/2006 Tiaht
 2007/0270233 A1 11/2007 Ruston

FOREIGN PATENT DOCUMENTS

CN 303552237 * 1/2016
 CN 304306619 * 10/2017
 GB 2426212 10/2009

OTHER PUBLICATIONS

“Puffer Bracelet Puffer Bracelet Stress ball . . .” Aliexpress.com. Alibaba Group, Nov. 8, 2017. <https://www.aliexpress.com/item/Puffer-Bracelet-Puffer-Bracelet-Stress-ball-Fluffy-ball-Party-Bracelet-Dancing-Props-Rubber-Bracele-Inflatable-bracelet>.
 “Reversible Polyhedron.” ttcn.ne.jp. The World of Geometric Toy, Nov. 8, 2017. http://www2.ttcn.ne.jp/a-nishi/reversible/z_revers.html.
 “Hollow Ball Pet Toy—3.25.” Target.com. Oct. 24, 2017. <https://www.target.com/p/hollow-ball-pet-toy-3-25-blue-boots-barkley-153/-/A-52322355>.
 “Neon Inside-Out Ball Pack.” funandfunction.com. Fun and Function, Nov. 9, 2017. <https://funandfunction.com/neon-inside-out-ball.html>.

* cited by examiner

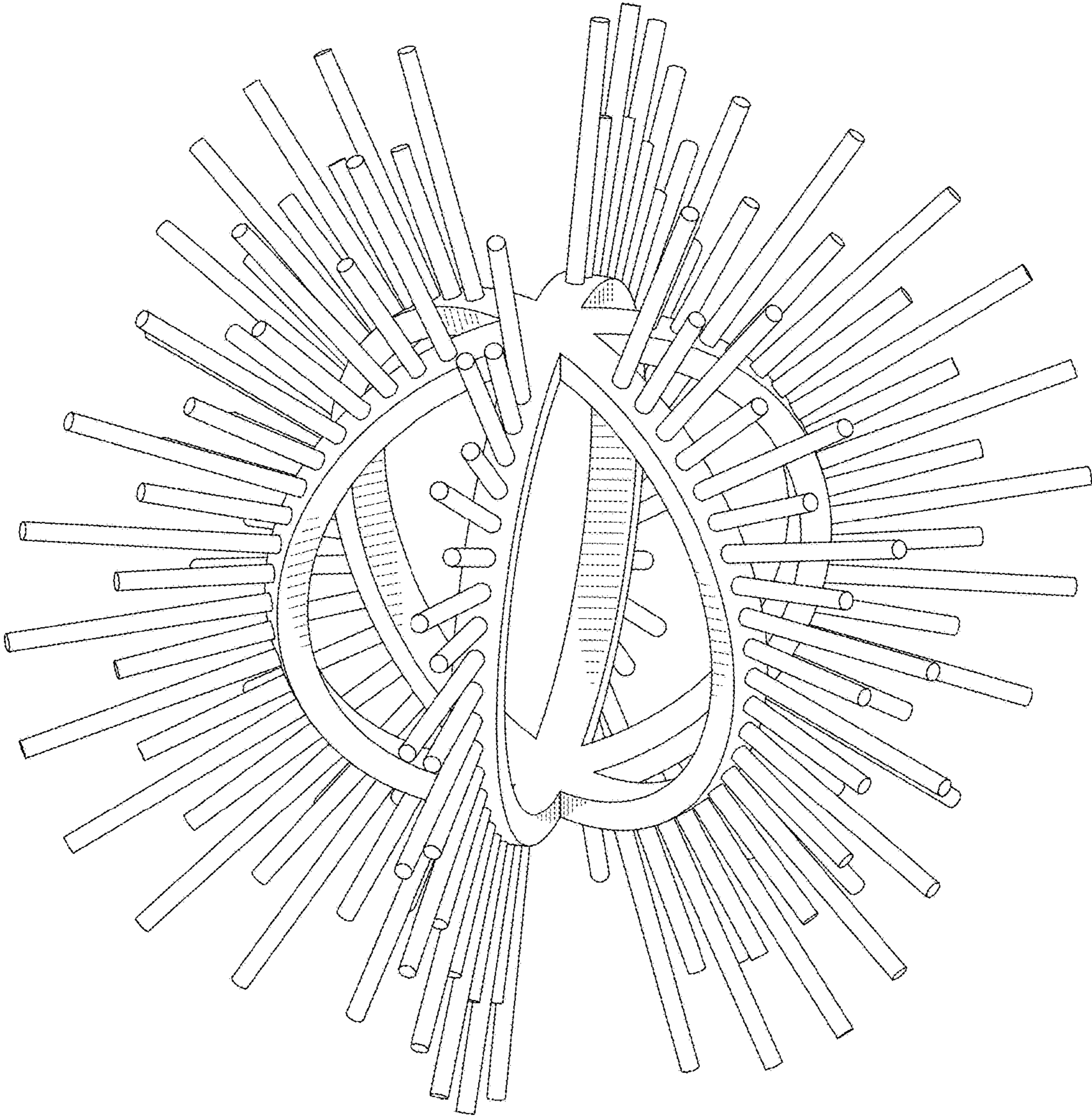


FIG. 1

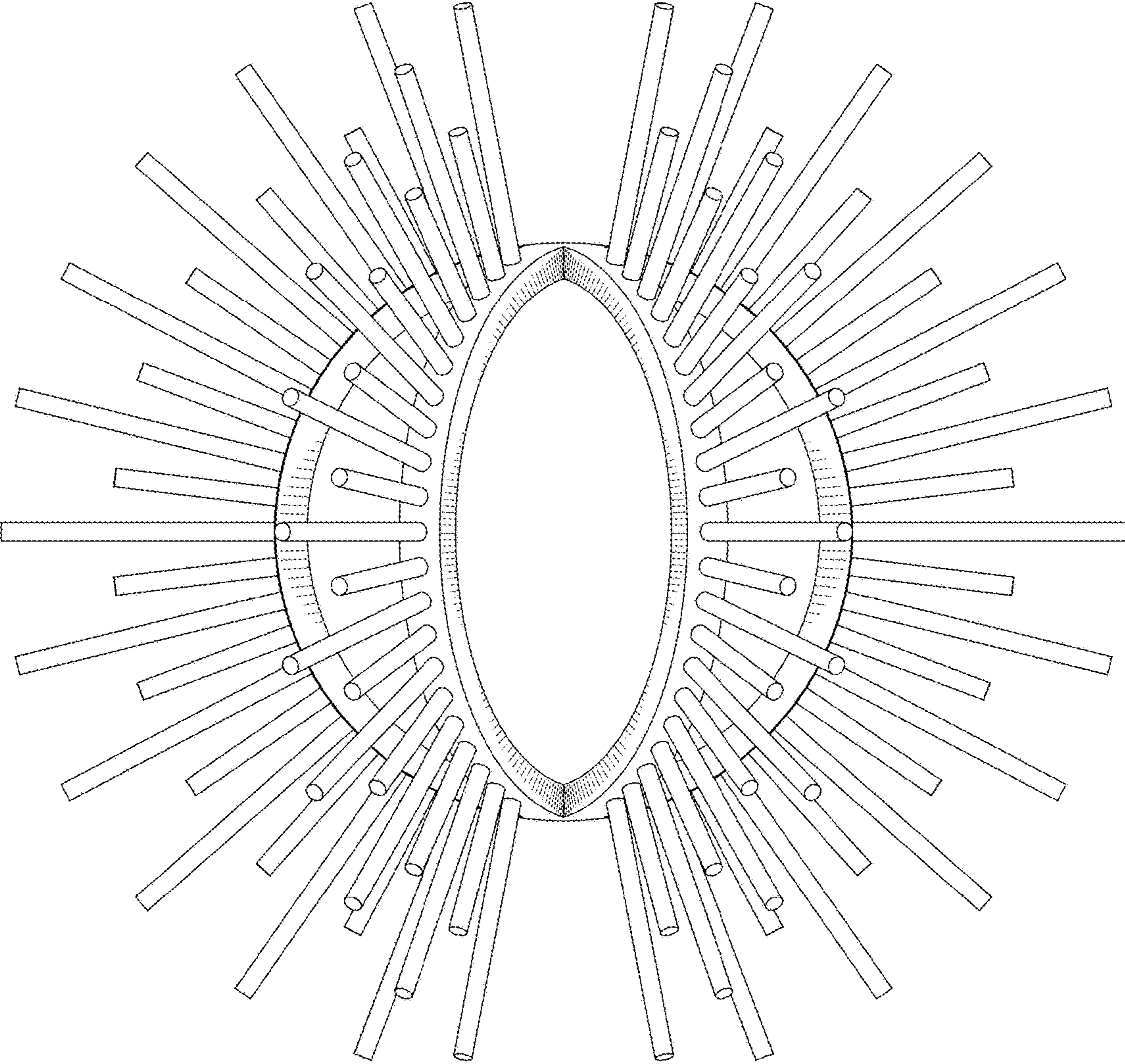


FIG. 2

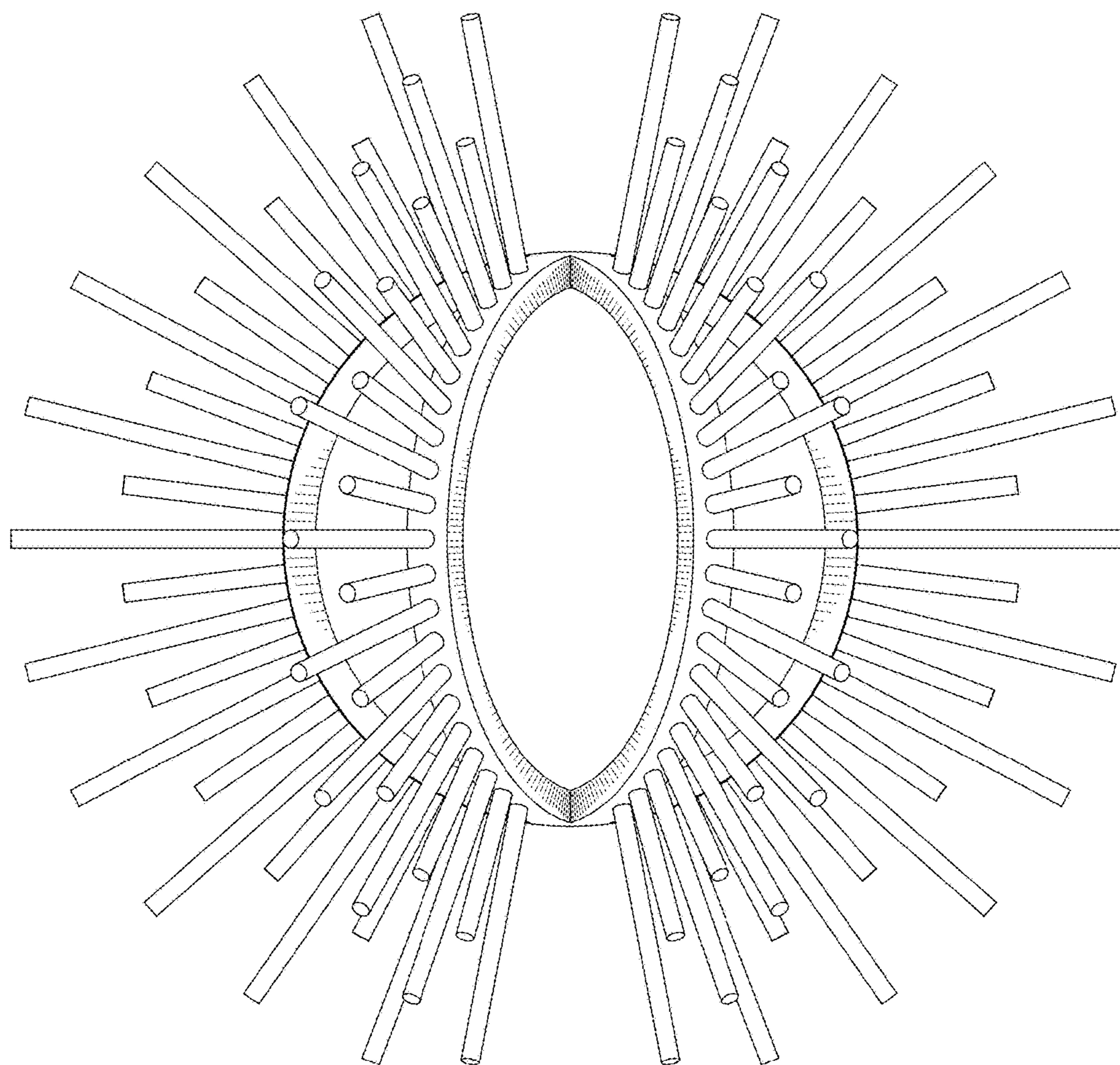


FIG. 3

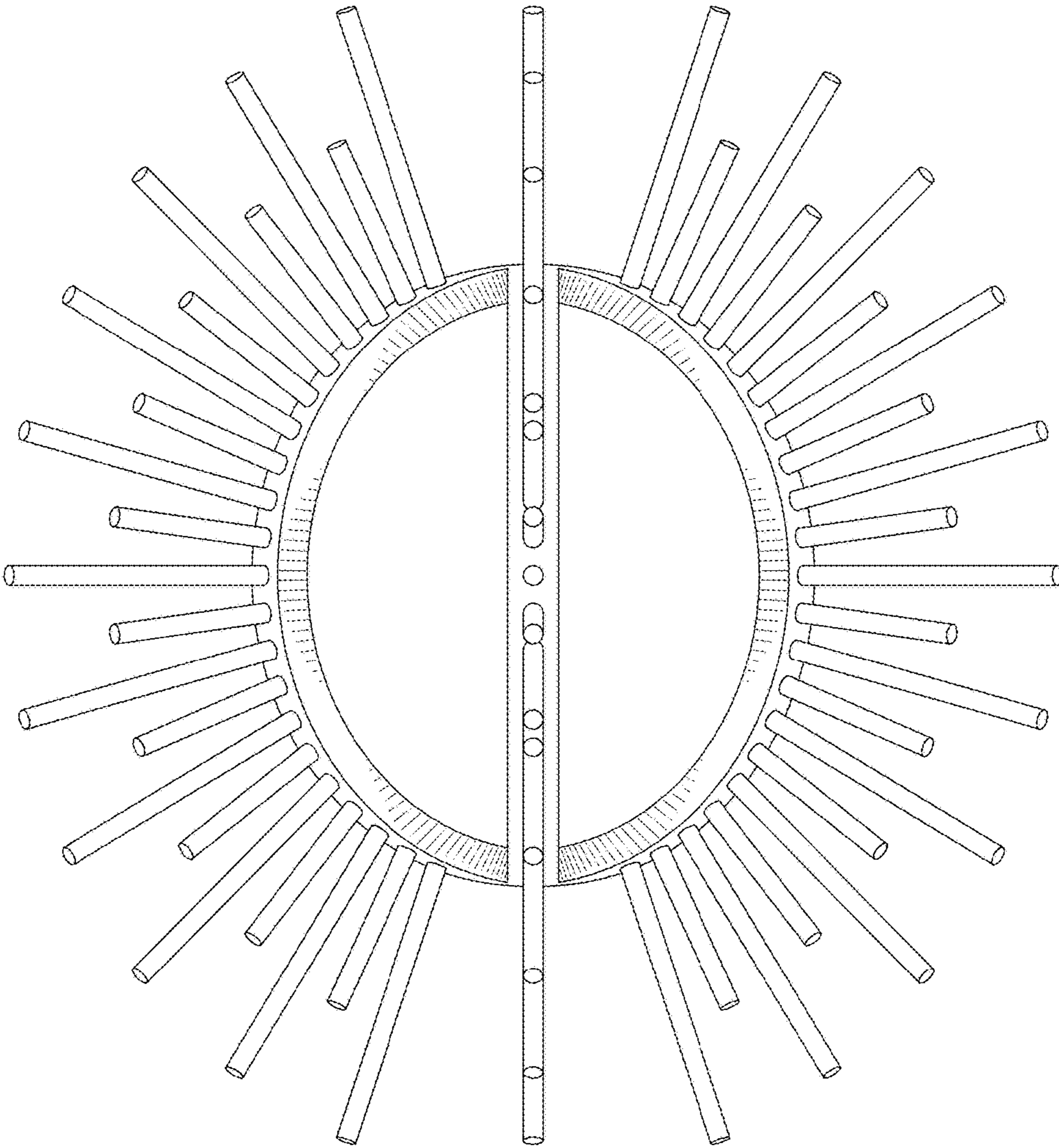


FIG. 4

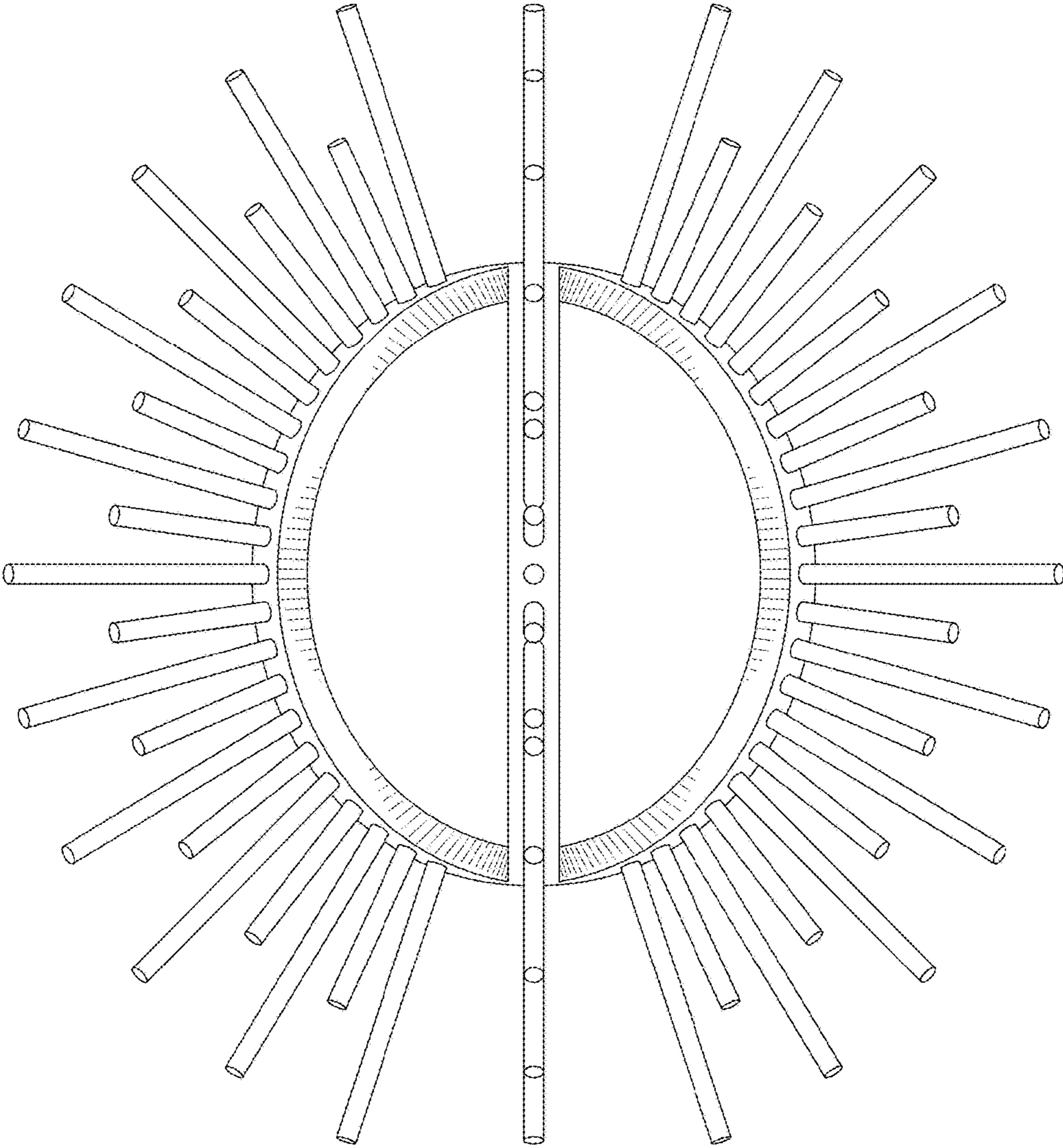


FIG. 5

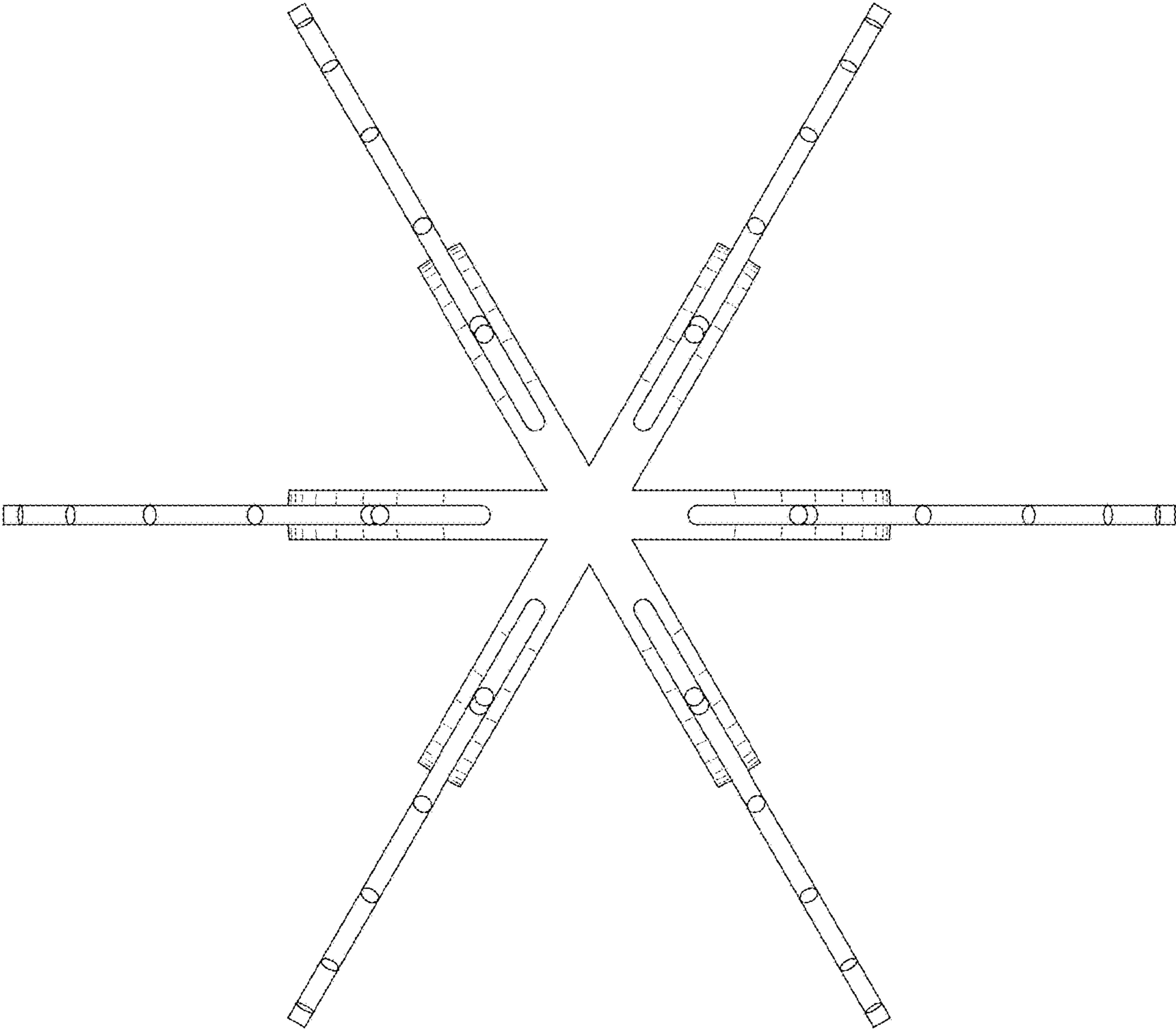


FIG. 6

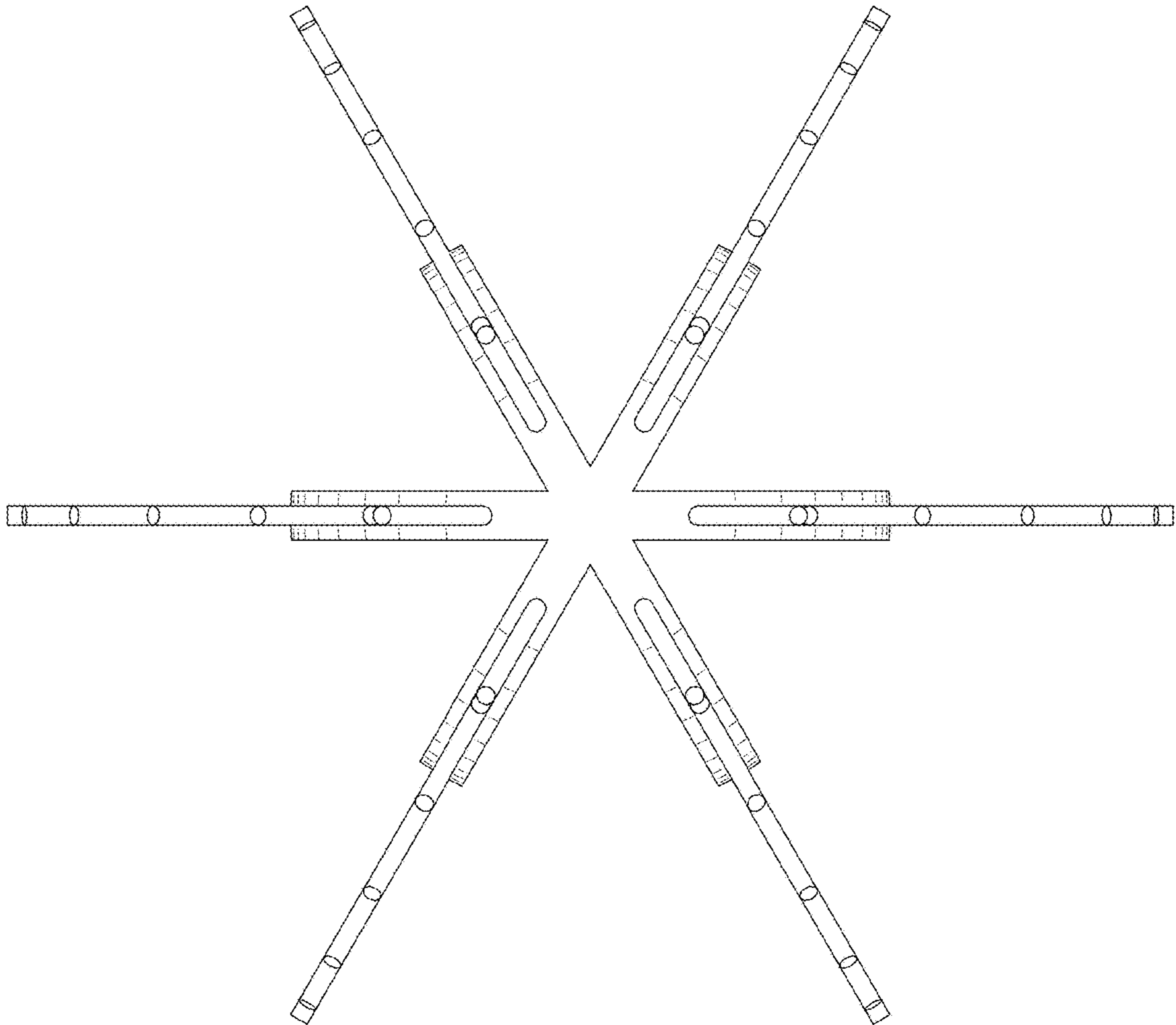


FIG. 7

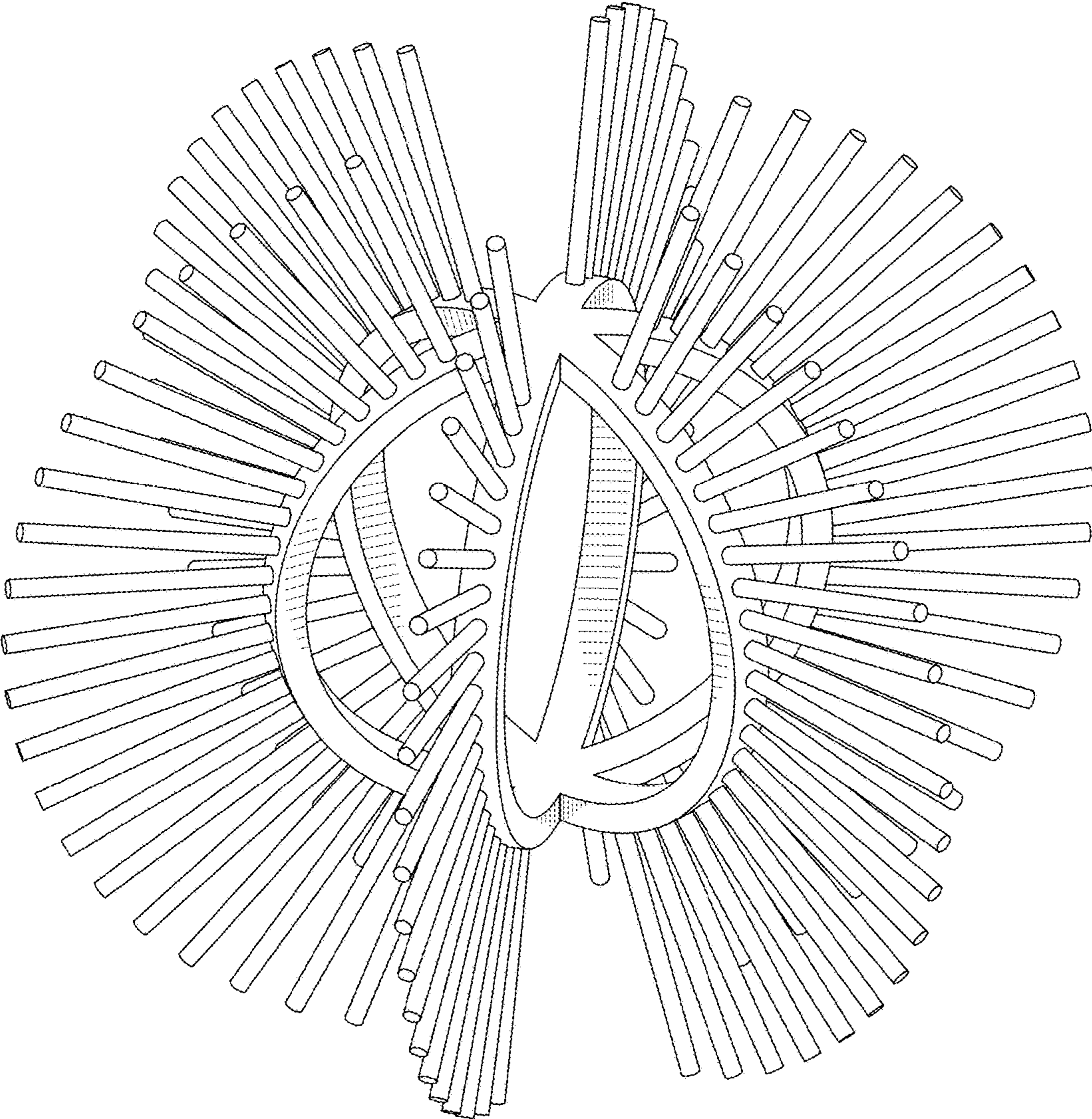


FIG. 8

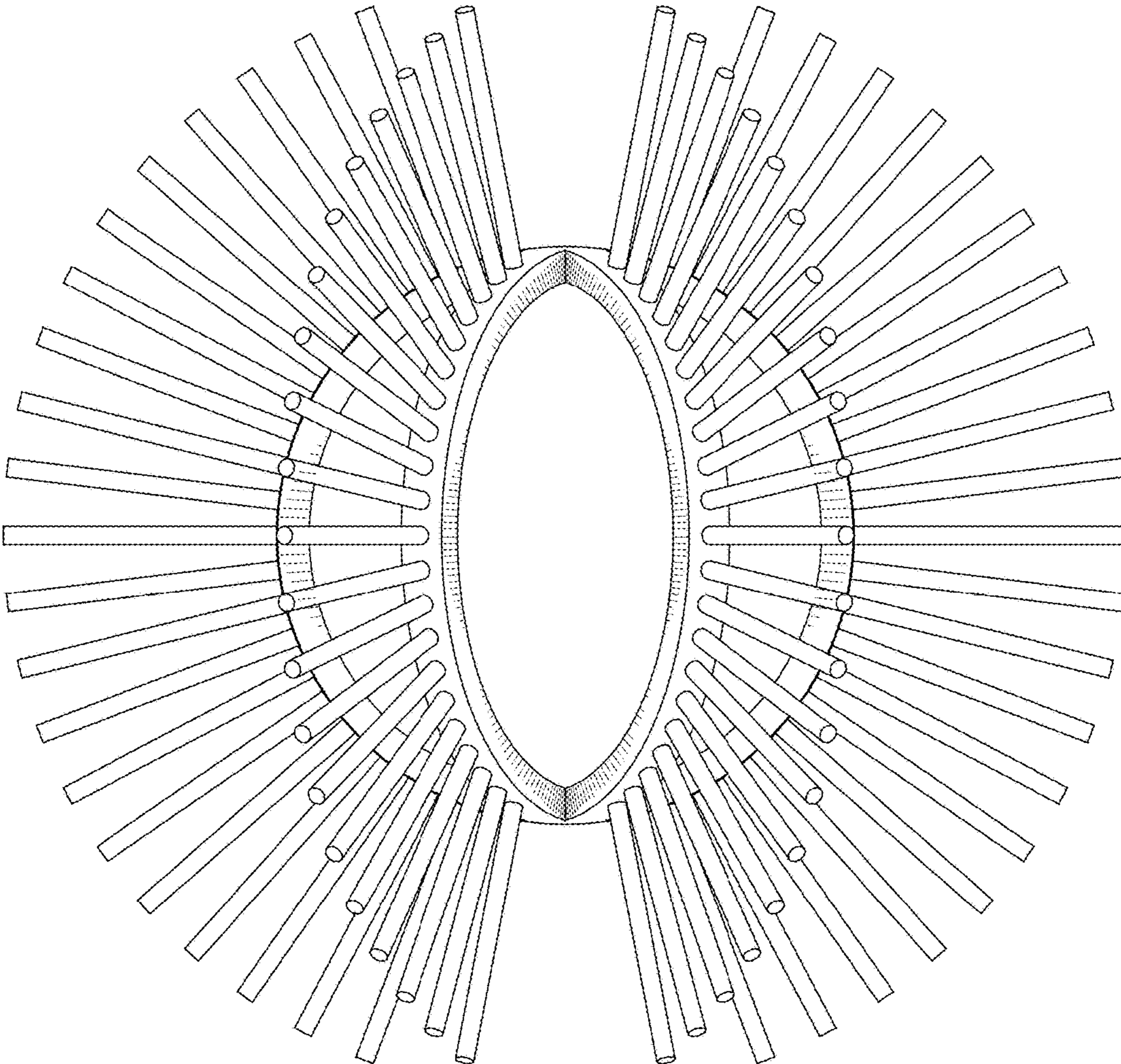


FIG. 9

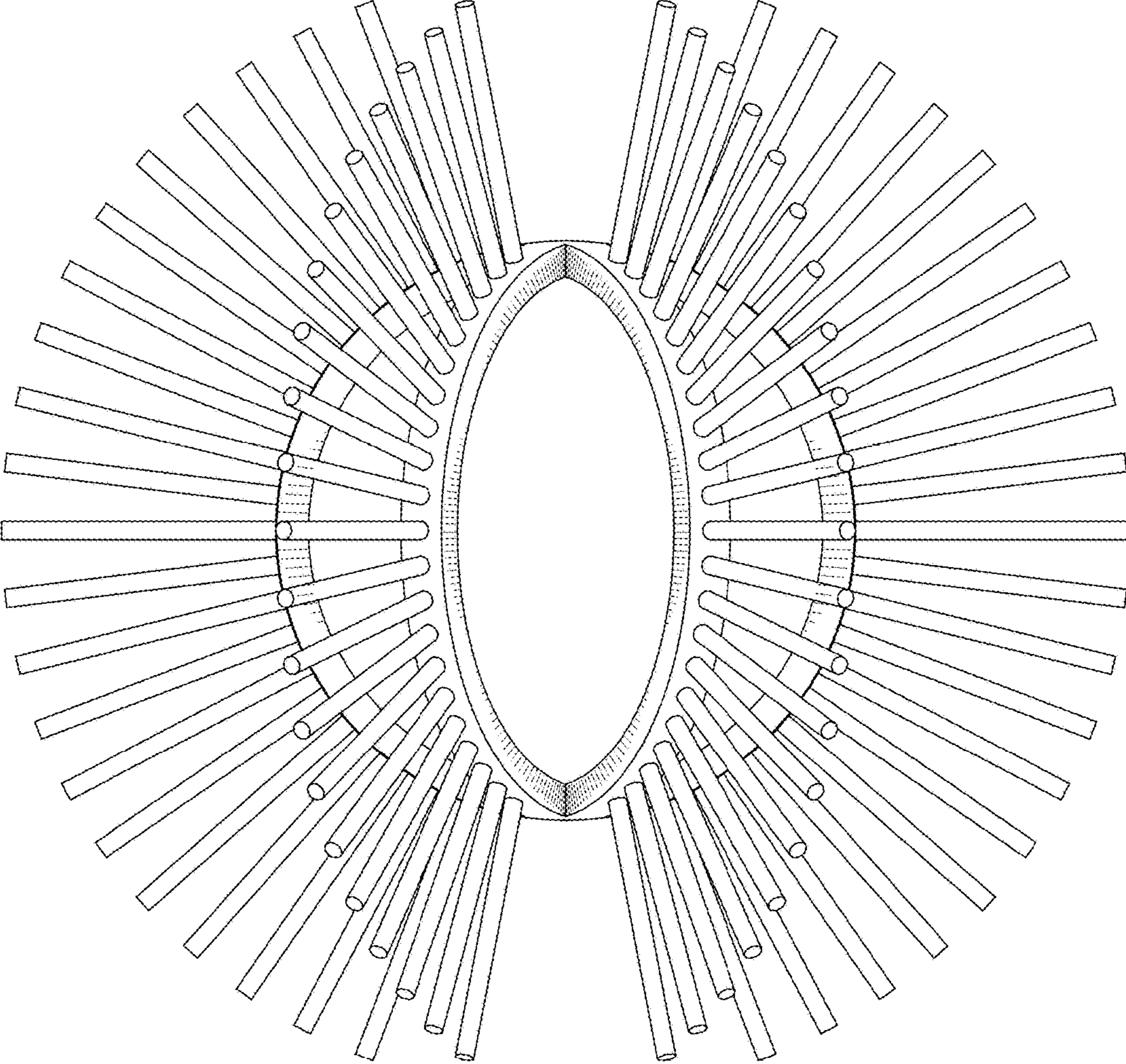


FIG. 10

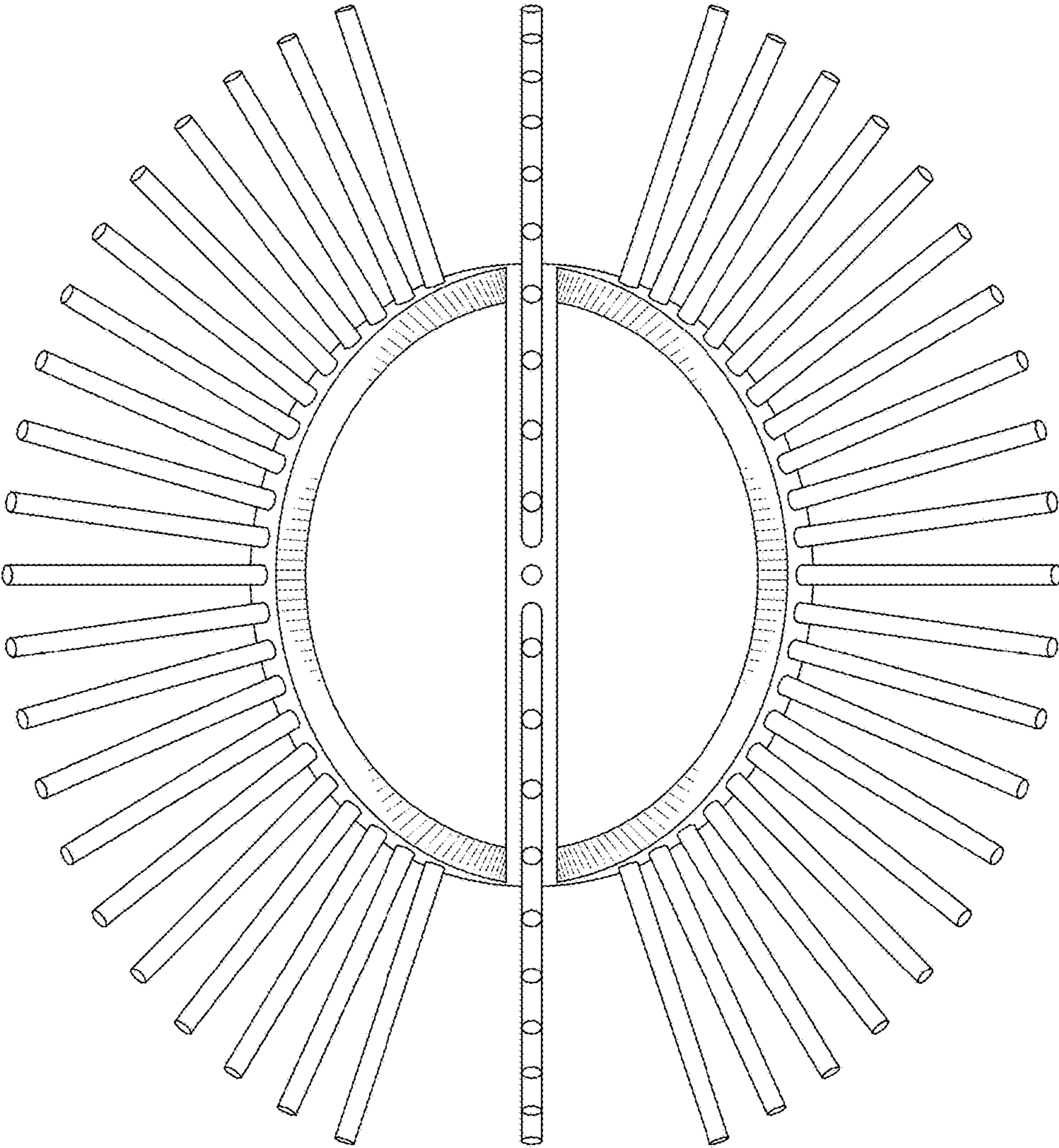


FIG. 11

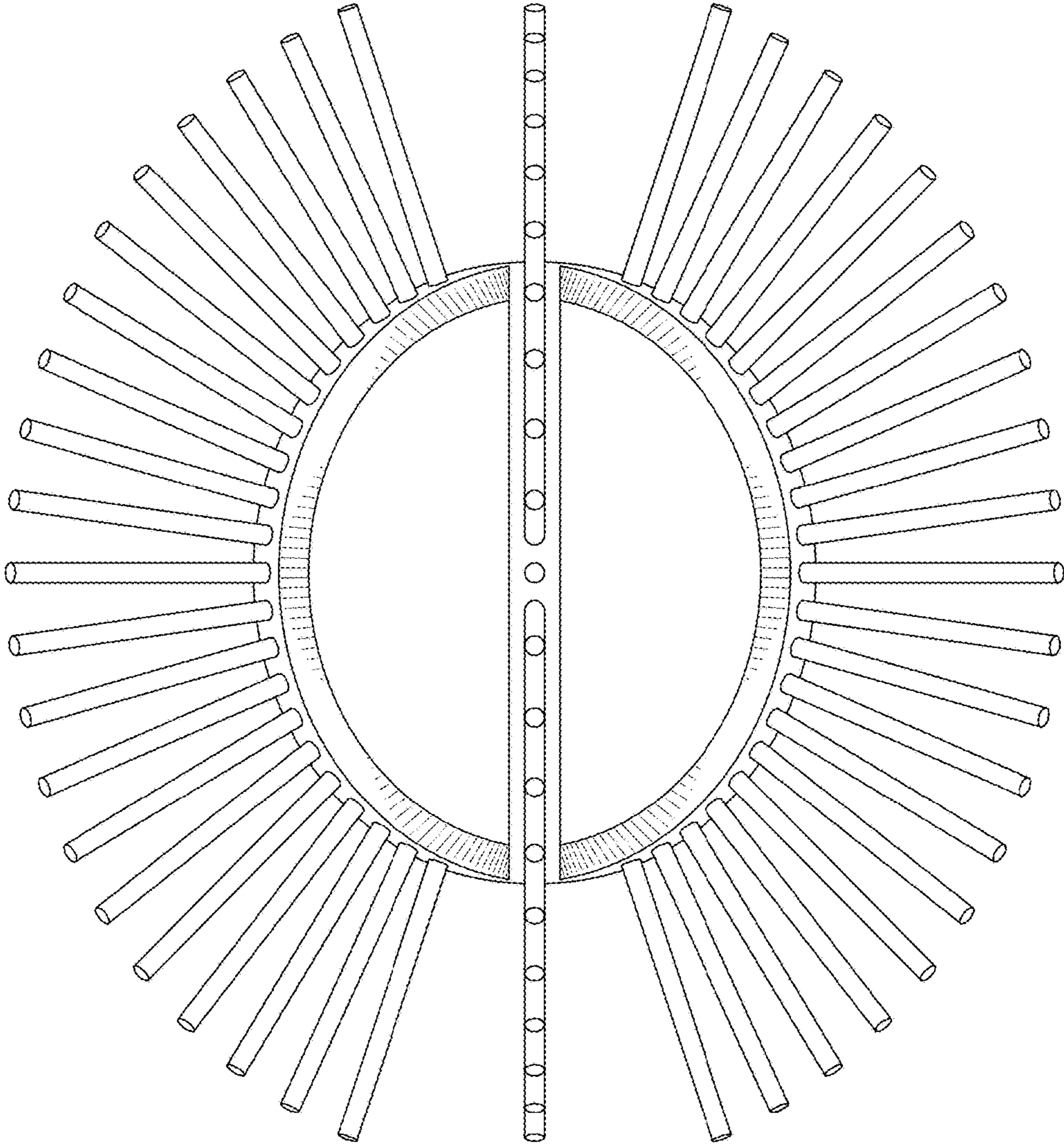


FIG. 12

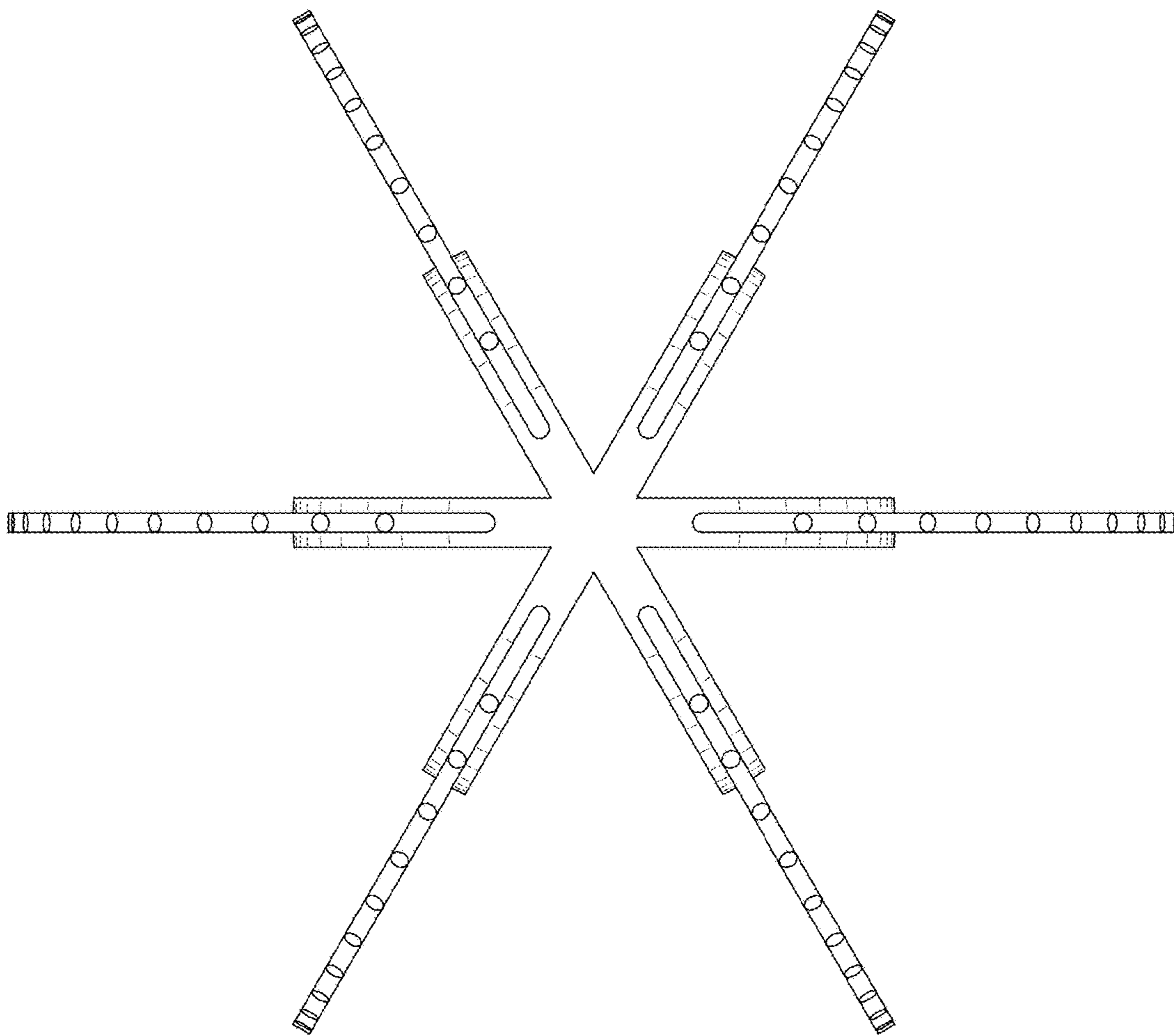


FIG. 13

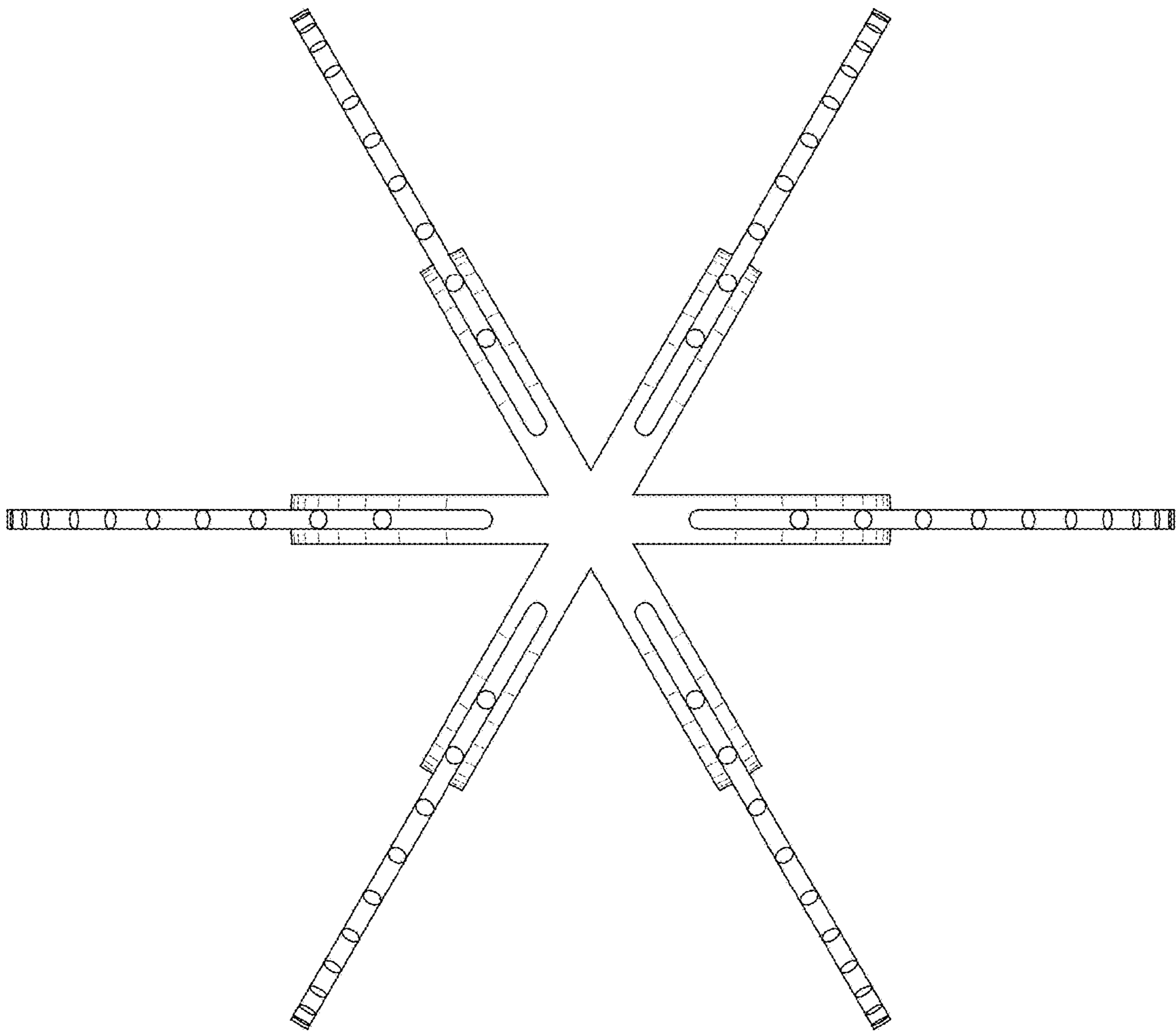


FIG. 14