

US00D849860S

(12) **United States Design Patent**  
**Wallace**

(10) **Patent No.:** **US D849,860 S**

(45) **Date of Patent:** **\*\* May 28, 2019**

(54) **CUBE-SHAPED SPORTS TRAINING DEVICE**

(71) Applicant: **Charles Martin Wallace**, Louisville, KY (US)

(72) Inventor: **Charles Martin Wallace**, Louisville, KY (US)

(\*\*) Term: **15 Years**

(21) Appl. No.: **29/563,438**

(22) Filed: **May 4, 2016**

(51) **LOC (11) Cl.** ..... **21-02**

(52) **U.S. Cl.**  
USPC ..... **D21/698**; D21/707; D21/781

(58) **Field of Classification Search**

USPC ..... D21/372, 373, 386, 471, 478, 479, 499, D21/662, 686, 698, 707-709, 714, 780, D21/781, 788, 789, 791, 799.1, 306, 389; D15/89, 90; D28/8.1; D25/113; D1/100; D6/301, 352, 596, 601; D11/86, 43, 75, 79, 90, 131, 89, 121; D9/529, 560, 694, 432; D24/100, 101; D32/40; D19/25, 96; D26/1-6, 104, D26/110; 273/146; 473/569-577, 473/587-615

CPC ..... A63B 37/00-37/14; A63B 39/00-39/08; A63B 41/00-41/12; A63B 43/00-43/06; A63B 2041/001; A63B 67/002; A63B 67/06; A63B 69/0071; A63B 71/0622; A63B 2220/18; A63B 2071/0625; A63B 2071/0655; A63B 2207/02; A63F 9/04; A63F 9/0413; A63F 9/0415

See application file for complete search history.

(56) **References Cited**

**U.S. PATENT DOCUMENTS**

185,934 A \* 1/1877 Kearney ..... A63F 9/0415  
273/146  
1,539,015 A \* 5/1925 Mitchell ..... A63F 9/0413  
273/146

2,789,823 A \* 4/1957 Bennett ..... A63B 67/002  
273/126 R  
2,917,856 A \* 12/1959 Soloff ..... A47G 1/12  
359/896  
3,118,675 A \* 1/1964 Lyle ..... A63B 67/00  
273/108  
D202,711 S \* 11/1965 Philpitt ..... D11/131  
3,215,434 A \* 11/1965 Krysiak ..... A63D 3/00  
273/108  
3,735,980 A \* 5/1973 Weiss ..... A63B 25/00  
273/118 R  
3,811,677 A \* 5/1974 Saladrigas ..... A63B 25/00  
273/118 R  
4,290,606 A \* 9/1981 Maxwell ..... A63B 53/007  
273/129 K

(Continued)

**FOREIGN PATENT DOCUMENTS**

DE 10361826 A1 \* 7/2005 ..... A63B 24/0021  
FR 1069125 A \* 7/1954 ..... A63F 9/0413  
KR WO 9416778 A1 \* 8/1994 ..... A63B 43/002

**OTHER PUBLICATIONS**

Plastic cube shown on webpage:[http://web.archive.org/web/20101208005448im\\_/http://www.alternativeplastics.co.uk/files/chamfered-cube.jpg](http://web.archive.org/web/20101208005448im_/http://www.alternativeplastics.co.uk/files/chamfered-cube.jpg) Web Archive capture date; Dec. 8, 2010 Retrieved Apr. 26, 2017.\*

*Primary Examiner* — Catherine A Tuttle  
(74) *Attorney, Agent, or Firm* — Duncan Galloway Egan Greenwald, PLLC; Kevin T. Duncan

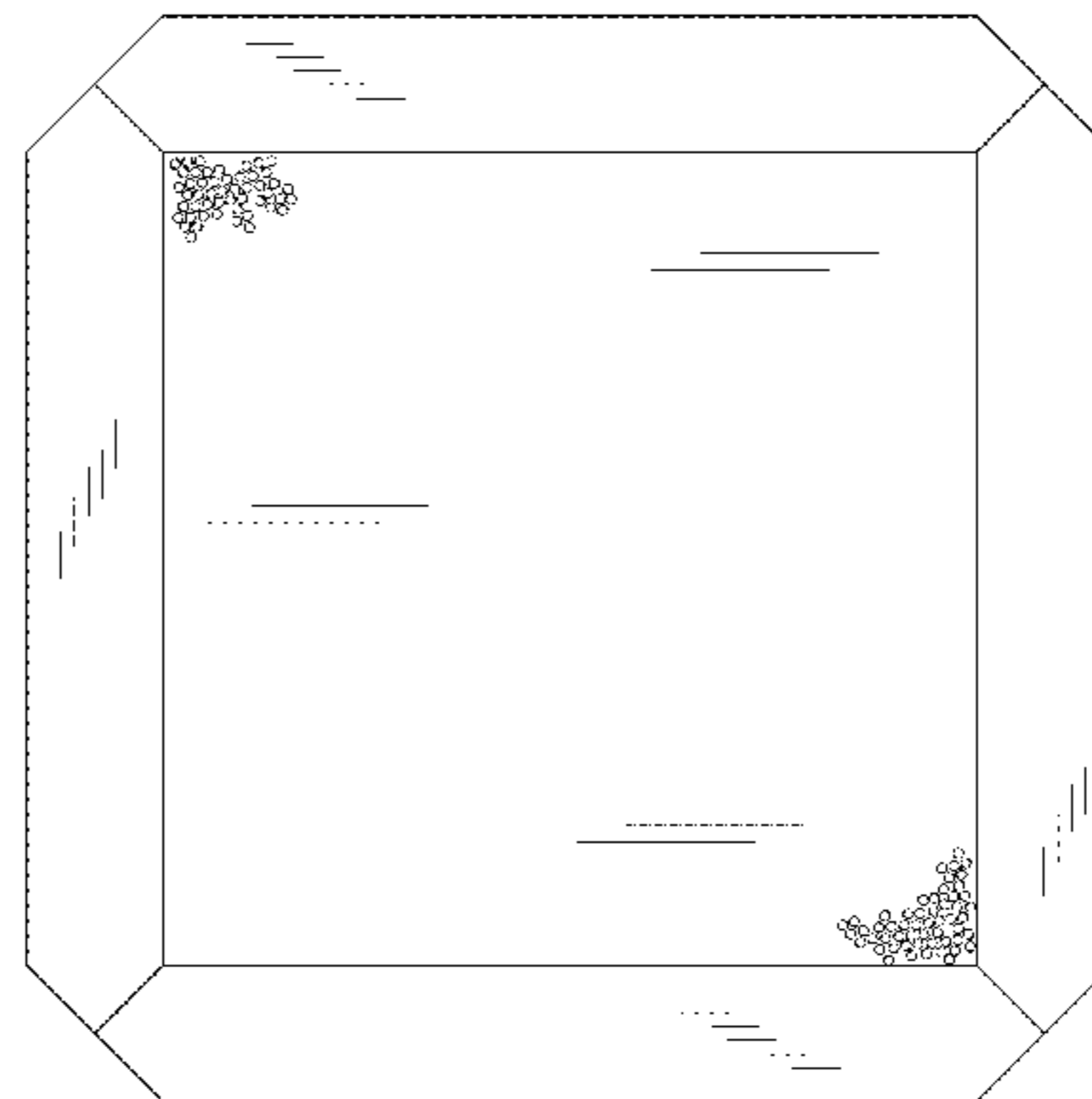
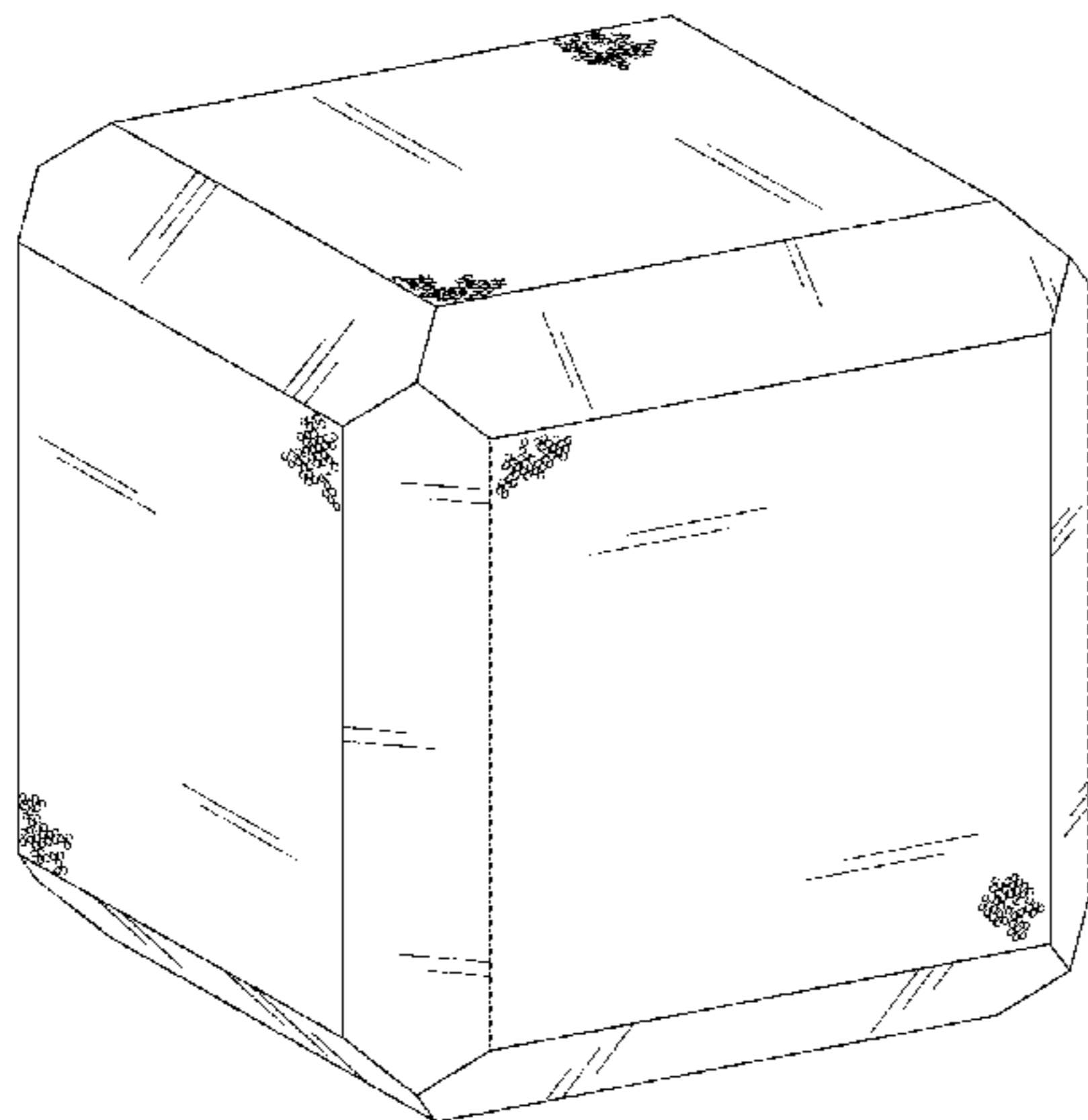
(57) **CLAIM**

The ornamental design for a cube-shaped sports training device, as shown.

**DESCRIPTION**

FIG. 1 is a perspective view of a cubed-shaped sports training device showing my new design; and, FIG. 2 is an elevational view of one of the two vertically oriented sides not showing in FIG. 1.

**1 Claim, 2 Drawing Sheets**



(56)

**References Cited**

U.S. PATENT DOCUMENTS

4,673,179 A \* 6/1987 Pengler ..... A63B 21/072  
482/139  
5,078,408 A \* 1/1992 Myers ..... A63B 43/002  
473/569  
D352,322 S \* 11/1994 Mullaney ..... D21/707  
6,264,574 B1 \* 7/2001 Nelson ..... A63B 41/00  
273/DIG. 20  
6,432,008 B1 \* 8/2002 Lemmon ..... A63B 43/002  
473/569  
D495,271 S \* 8/2004 Lai ..... D11/131  
D498,801 S \* 11/2004 Cochrane ..... D21/707  
8,002,676 B1 \* 8/2011 Corona ..... A63B 69/0002  
482/148  
D672,399 S \* 12/2012 Hunter ..... D21/373  
D740,378 S \* 10/2015 Walsh-Gomez ..... D21/662  
2005/0202739 A1 \* 9/2005 Ladisa ..... A63B 41/00  
441/81  
2014/0309054 A1 \* 10/2014 Ellison ..... A63B 43/002  
473/371  
2016/0270599 A1 \* 9/2016 Arnold, III ..... A47J 43/27  
2016/0325166 A1 \* 11/2016 Wallace ..... A63B 69/0071

\* cited by examiner

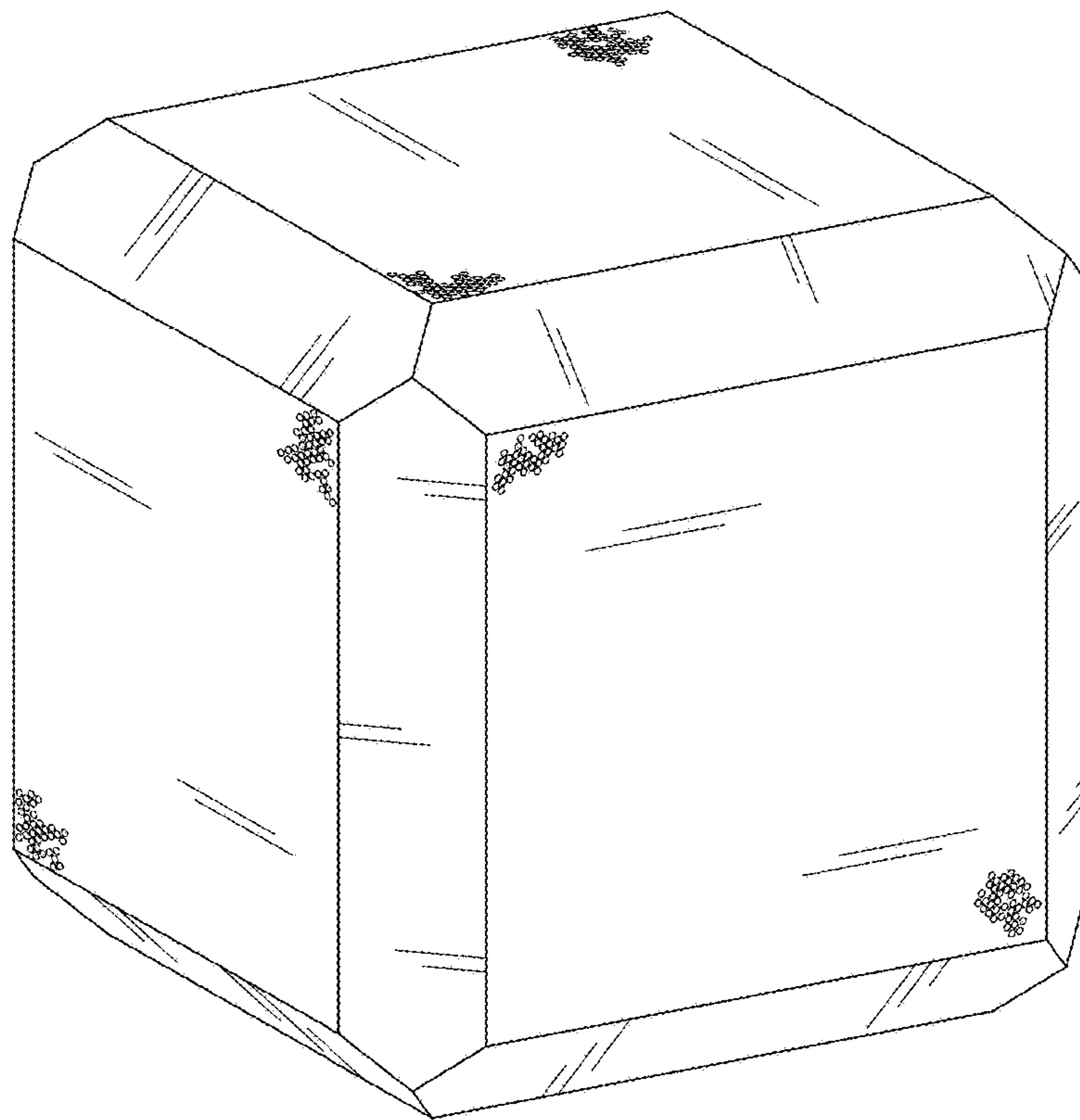


FIG. 1

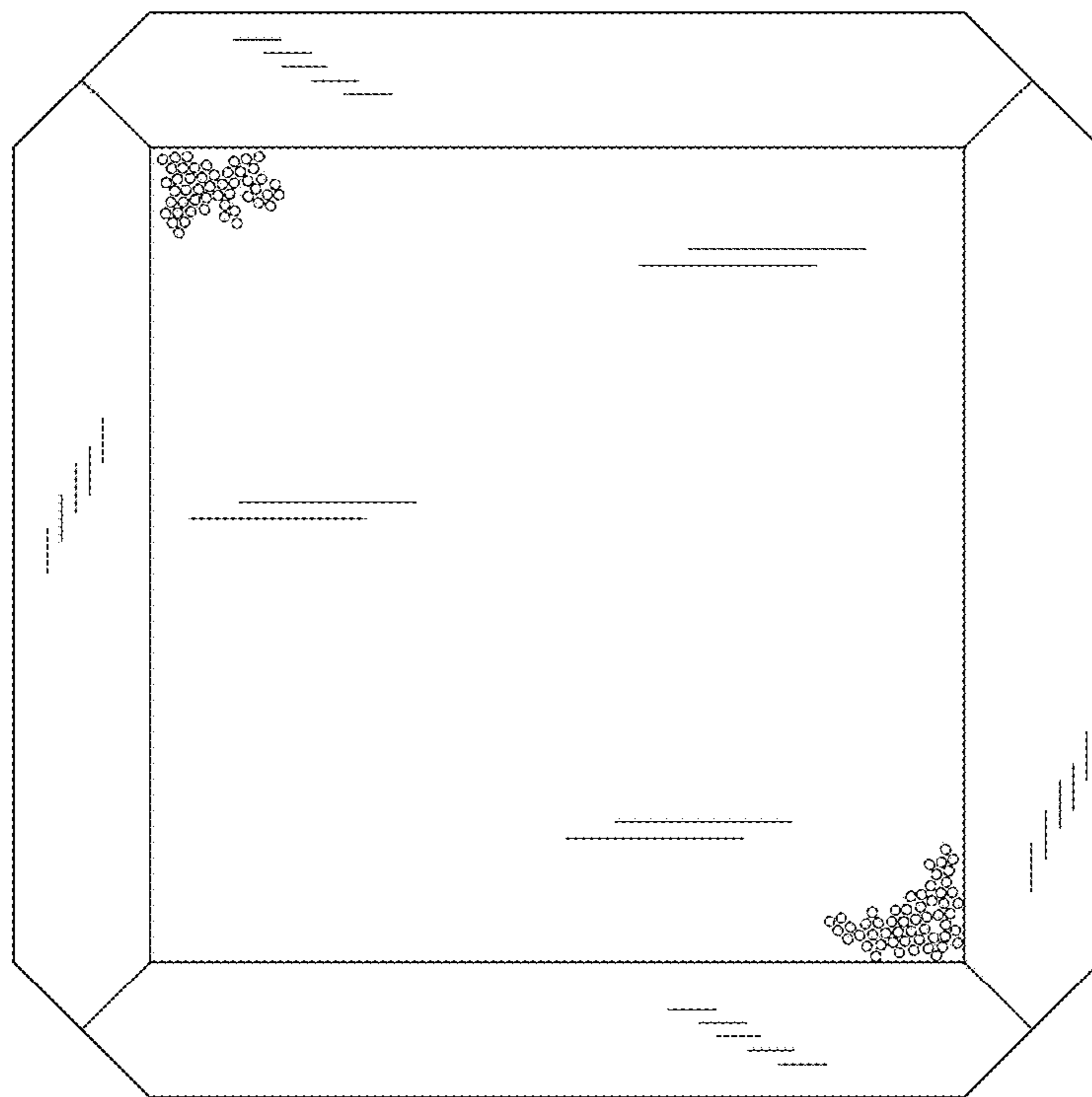


FIG. 2