



US00D849852S

(12) **United States Design Patent**
Howard

(10) **Patent No.:** **US D849,852 S**

(45) **Date of Patent:** **** May 28, 2019**

- (54) **PENTAGONAL TURBINE BLOCK**
- (71) Applicant: **T. Dashon Howard**, Chicago, IL (US)
- (72) Inventor: **T. Dashon Howard**, Chicago, IL (US)
- (**) Term: **15 Years**
- (21) Appl. No.: **29/642,607**
- (22) Filed: **Mar. 30, 2018**
- (51) **LOC (11) Cl.** **21-01**
- (52) **U.S. Cl.**
USPC **D21/492**
- (58) **Field of Classification Search**
USPC D21/468, 478, 479, 484–505; D19/59,
D19/60, 51
CPC A63H 33/04; A63H 33/06; A63H 33/08;
A63H 33/082; A63H 33/084; A63H
33/10; A63H 33/102; A63H 33/105;
A63H 33/12; A63H 33/16; G09B 19/00
See application file for complete search history.

(56) **References Cited**

U.S. PATENT DOCUMENTS

3,562,077	A *	2/1971	Raba	A47B 95/04 362/352
3,698,124	A *	10/1972	Reitzel	A63H 33/06 428/542.2
D258,743	S *	3/1981	Ruga	D21/484
D258,744	S *	3/1981	Ruga	D21/484
5,036,635	A *	8/1991	Lalvani	A63H 33/04 52/80.1
5,448,868	A *	9/1995	Lalvani	A63B 9/00 52/648.1
5,593,337	A *	1/1997	Lapointe	A63H 33/084 446/125
5,628,666	A *	5/1997	Tomczyk	A63F 9/1288 446/114
5,762,336	A *	6/1998	Miller, Jr.	A63F 9/12 273/156

6,059,631	A *	5/2000	Maddock	A63H 33/082 446/104
6,152,797	A *	11/2000	David	A63H 33/08 434/403
6,379,212	B1 *	4/2002	Miller	A63H 33/084 446/85
6,558,065	B2 *	5/2003	Huang	A63H 33/04 403/170
6,921,314	B2 *	7/2005	Miller	A63H 33/084 446/487
7,156,392	B2 *	1/2007	Plein	A63F 9/1288 273/156
7,469,898	B2 *	12/2008	Forakis	A63F 9/1252 273/156

(Continued)

Primary Examiner — Cynthia M. Chin

(74) *Attorney, Agent, or Firm* — Schwegman Lundberg & Woessner, P.A.



(57) **CLAIM**

The ornamental design for a pentagonal turbine block, as shown and described.

DESCRIPTION

FIG. 1 is a perspective view of a pentagonal turbine block, showing our new design;
 FIG. 2 is a top plan view thereof;
 FIG. 3 is a bottom plan view thereof;
 FIG. 4 is a front elevation view thereof;
 FIG. 5 is a back elevation view thereof;
 FIG. 6 is a left side elevation view thereof;
 FIG. 7 is a right side elevation view thereof;
 FIG. 8 is a perspective view of another embodiment of the pentagonal turbine block, showing our new design;
 FIG. 9 is a top plan view thereof;
 FIG. 10 is a bottom plan view thereof;
 FIG. 11 is a front elevation view thereof;
 FIG. 12 is a back elevation view thereof;
 FIG. 13 is a left side elevation view thereof; and,
 FIG. 14 is a right side elevation view thereof.

1 Claim, 14 Drawing Sheets



(56)

References Cited

U.S. PATENT DOCUMENTS

8,157,608 B1 * 4/2012 Stapleton A63H 33/08
273/153 P
8,429,874 B2 * 4/2013 Schneider E04B 1/32
52/653.1
8,650,808 B2 * 2/2014 Hooper A63H 33/062
446/108
8,845,381 B2 * 9/2014 Ziegler A63H 33/08
446/108
8,858,232 B2 * 10/2014 Caverly G09B 19/0023
40/124.14
8,979,608 B2 * 3/2015 Hawthorne A63H 33/16
446/109
9,192,875 B2 * 11/2015 Howard A63H 33/046
D763,970 S * 8/2016 Howard D21/492
D798,391 S * 9/2017 Howard D21/484
D798,392 S * 9/2017 Howard D21/492

* cited by examiner




FIG. 1




FIG. 2




FIG. 3




FIG. 4




FIG. 5




FIG. 6




FIG. 7




FIG. 8




FIG. 9




FIG. 10

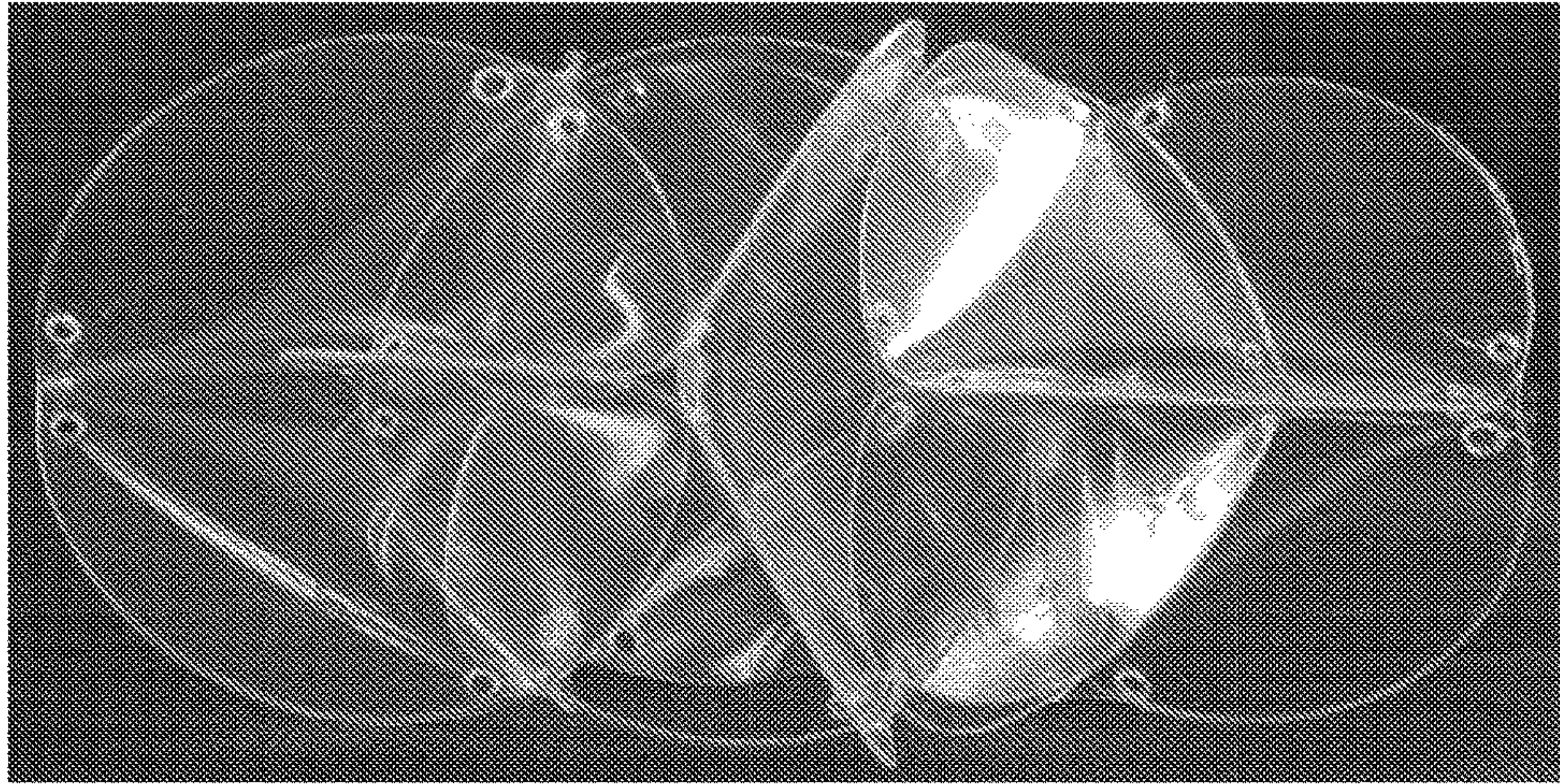


FIG. 11

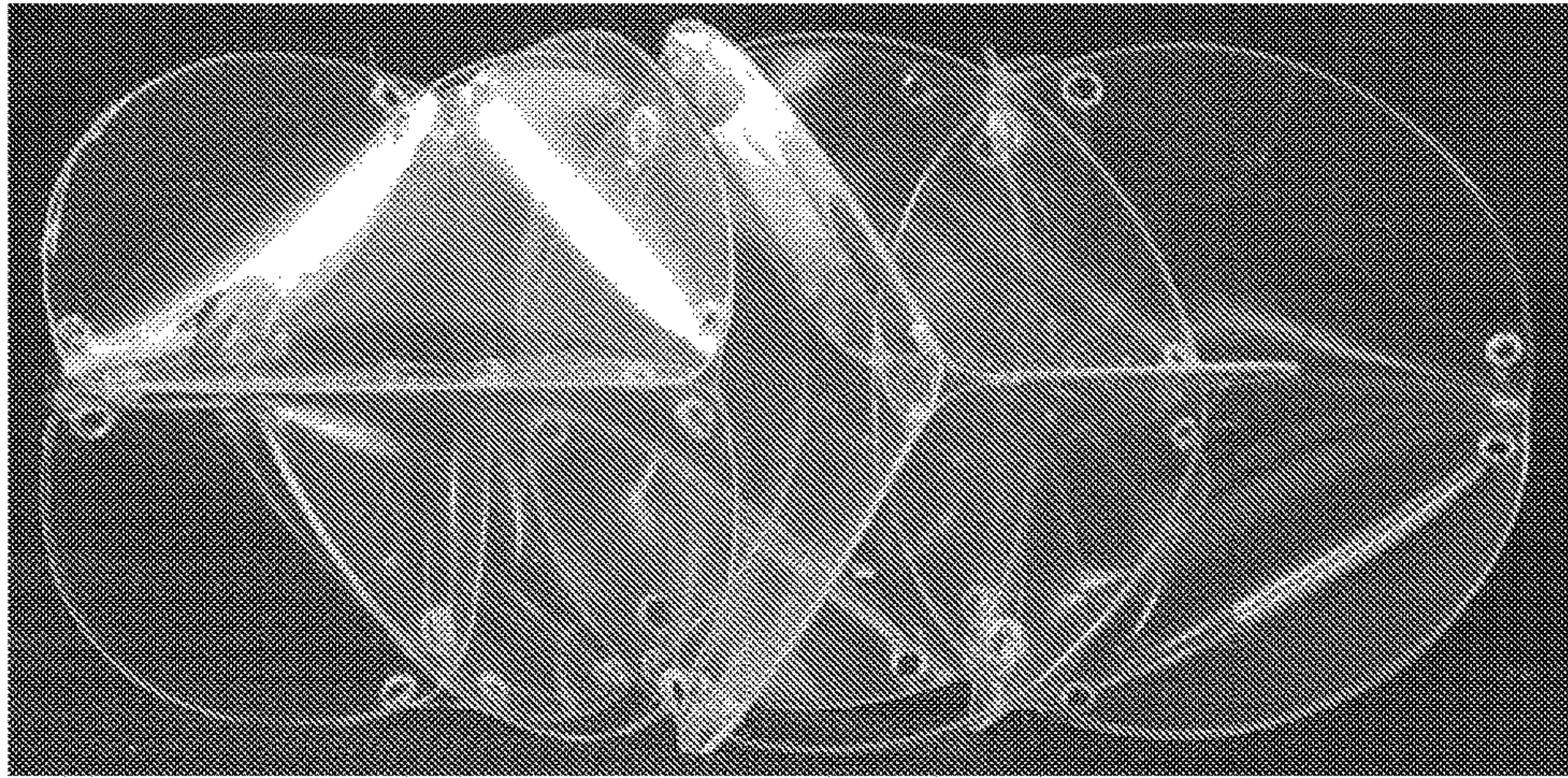


FIG. 12




FIG. 13

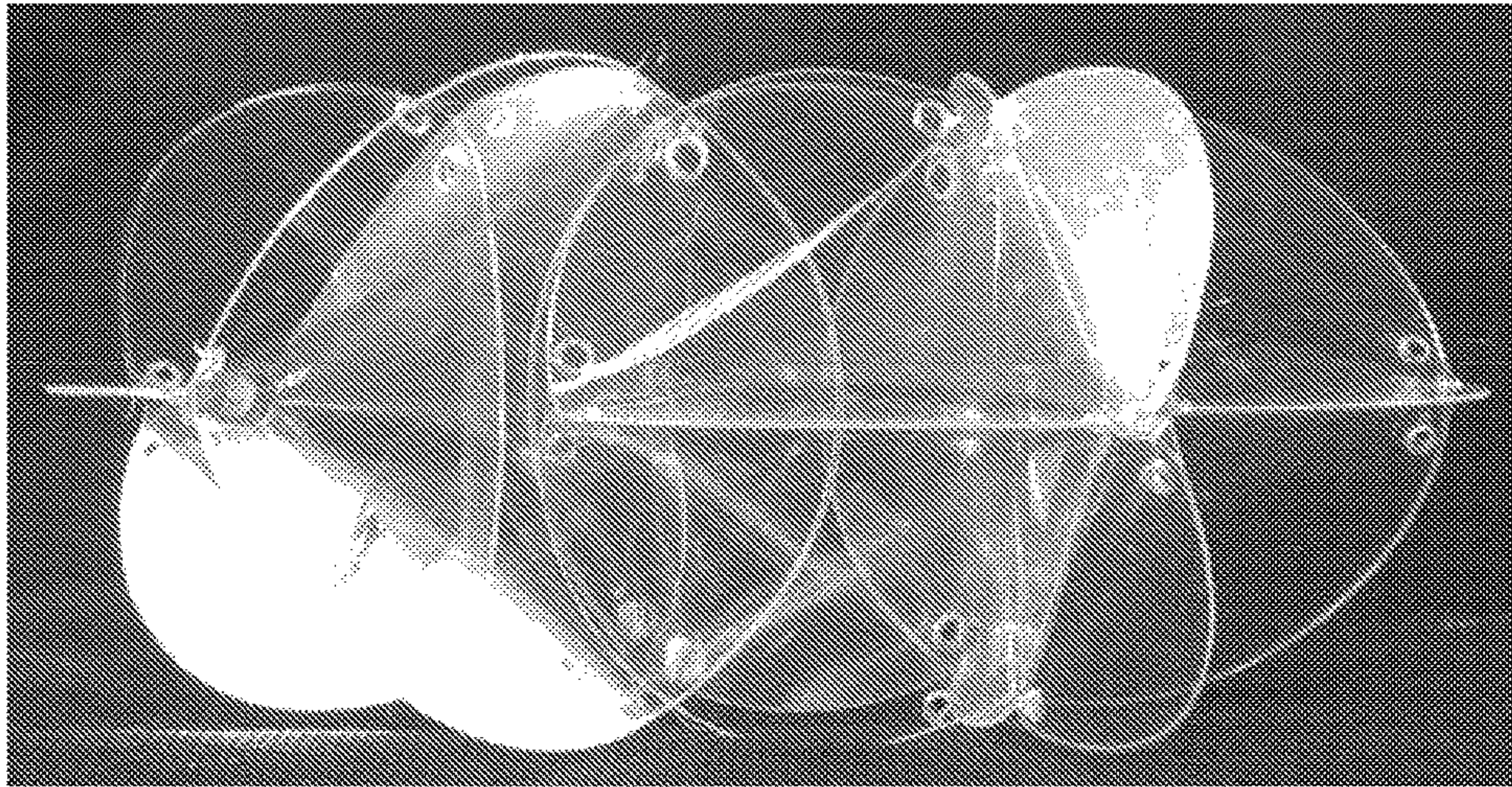


FIG. 14