



US00D849842S

(12) **United States Design Patent** (10) **Patent No.:** **US D849,842 S**  
**Scheve** (45) **Date of Patent:** **\*\* May 28, 2019**

(54) **DECORATIVE DISPLAY**  
(71) Applicant: **William J. Scheve**, Pittsville, WI (US)  
(72) Inventor: **William J. Scheve**, Pittsville, WI (US)  
(\*\*) Term: **15 Years**  
(21) Appl. No.: **29/667,918**  
(22) Filed: **Oct. 25, 2018**

D329,468 S \* 9/1992 Hatt ..... D20/42  
D366,312 S \* 1/1996 Clayton ..... D20/30  
6,500,041 B1 \* 12/2002 Crome, Jr. .... A42B 1/004  
2/195.1  
D757,854 S \* 5/2016 Haber ..... D20/30  
2013/0287971 A1 \* 10/2013 Caldwell ..... A63H 33/00  
428/12

\* cited by examiner

*Primary Examiner* — Mary Ann Calabrese  
*Assistant Examiner* — Catherine Ho  
(74) *Attorney, Agent, or Firm* — Quarles & Brady LLP

**Related U.S. Application Data**

(62) Division of application No. 29/596,942, filed on Mar. 13, 2017.

(51) **LOC (11) Cl.** ..... **20-03**

(52) **U.S. Cl.**  
USPC ..... **D20/42; D20/30**

(58) **Field of Classification Search**  
USPC ..... D6/300, 315, 512; D19/1-8; D20/10,  
D20/21-23, 25, 27, 29-33, 40-44, 99  
CPC ..... A63H 3/14; A63H 33/00; A63H 17/38;  
G09F 3/204; G09F 3/00; G09F 3/08;  
G09F 3/18; G09F 3/20; G09F 3/185;  
G09F 21/00; G09F 21/02  
See application file for complete search history.

(56) **References Cited**

**U.S. PATENT DOCUMENTS**

271,603 A \* 2/1883 Converse ..... A63H 3/52  
446/476  
D225,288 S \* 11/1972 Dowsett ..... D20/38  
D278,355 S \* 4/1985 Williams ..... D20/38  
D286,794 S \* 11/1986 Bayless ..... D20/41  
D329,467 S \* 9/1992 Petersen ..... D20/41

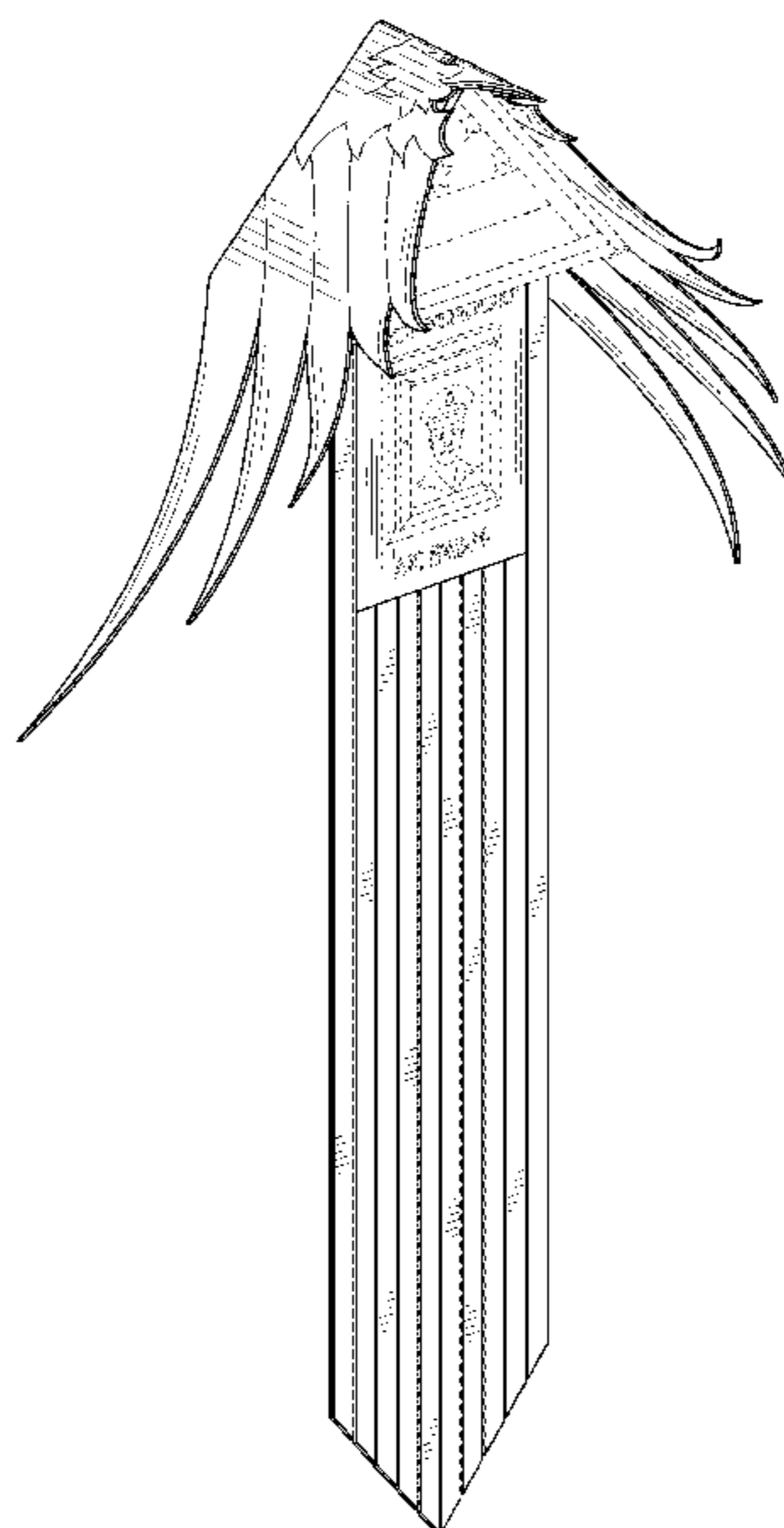
(57) **CLAIM**

The ornamental design for a decorative display, as shown and described.

**DESCRIPTION**

FIG. 1 is an isometric top, front, and left side view of a decorative display showing my new design;  
FIG. 2 is a front elevational view of the decorative display of FIG. 1;  
FIG. 3 is a rear elevational view of the decorative display of FIG. 1;  
FIG. 4 is a left side elevational view of the decorative display of FIG. 1;  
FIG. 5 is a right side elevational view of the decorative display of FIG. 1;  
FIG. 6 is a top plan view of the decorative display of FIG. 1; and,  
FIG. 7 is a bottom plan view of the decorative display of FIG. 1.  
The dashed lines are for the purpose of illustrating environmental structure, and, form no part of the claimed design.  
The decorative display is made from a flexible material.

**1 Claim, 5 Drawing Sheets**






FIG. 1

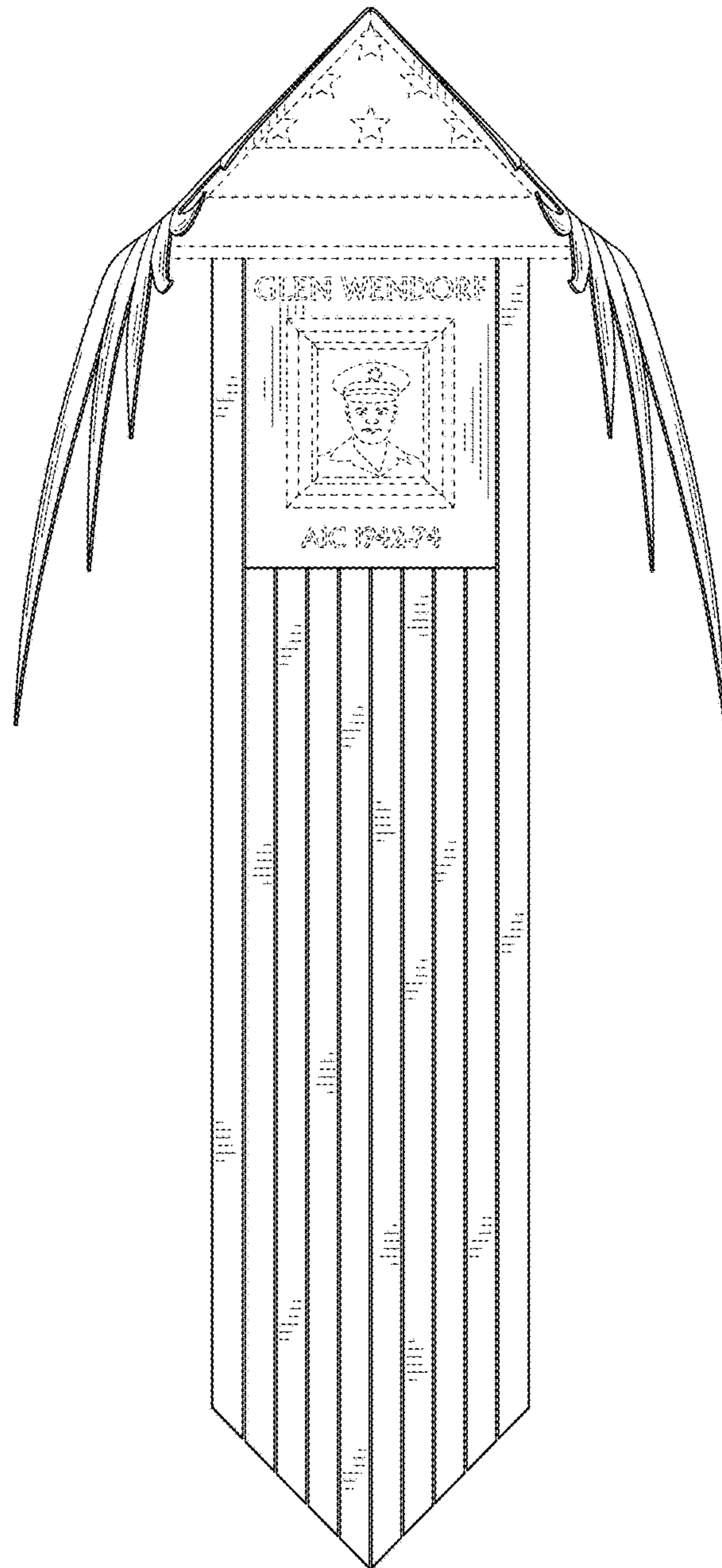


FIG. 2

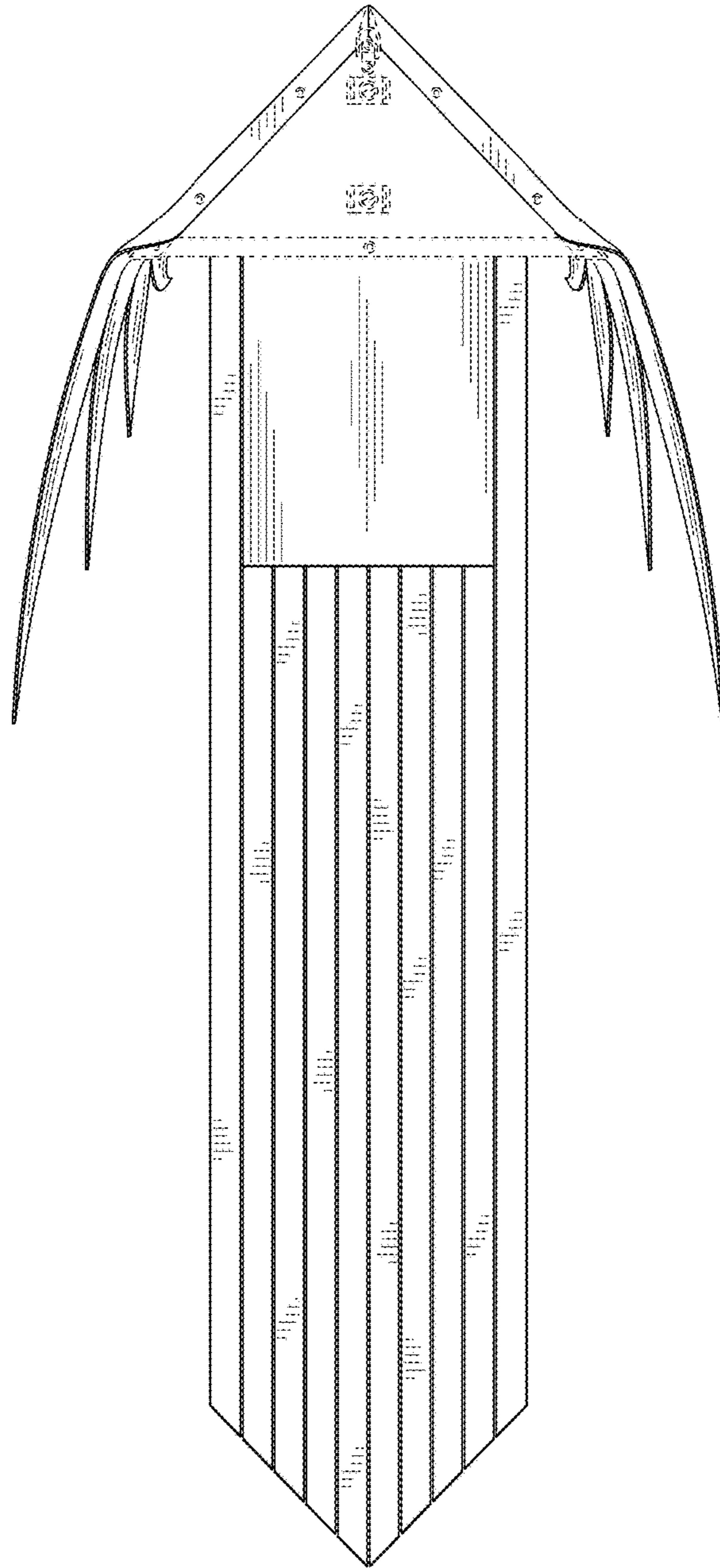


FIG. 3



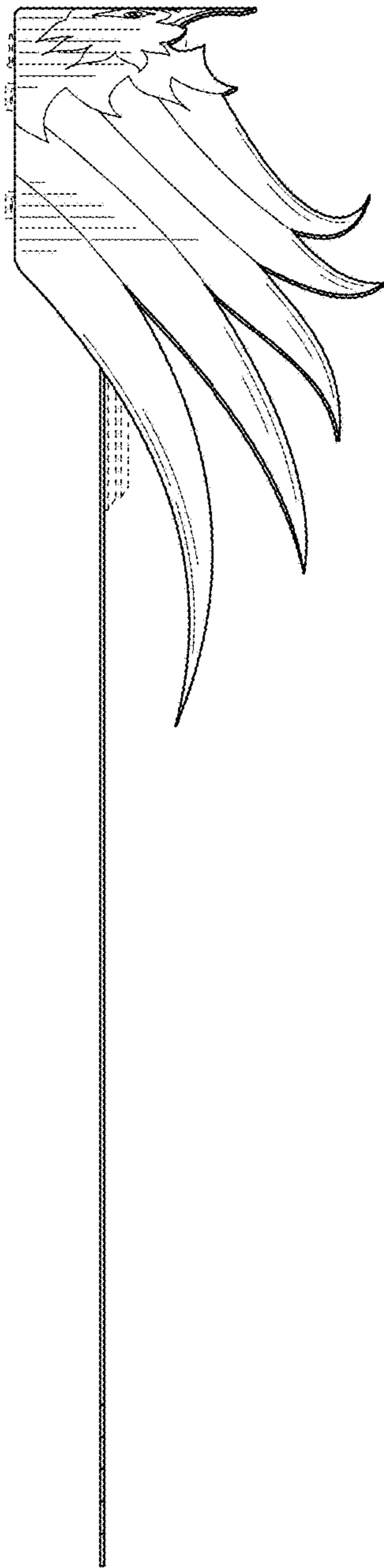


FIG. 4

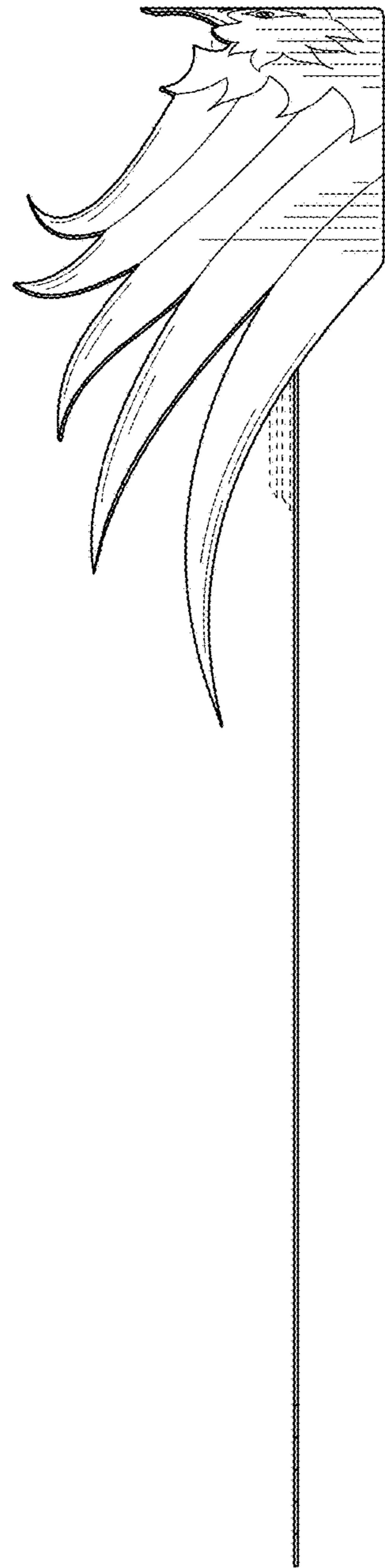


FIG. 5




FIG. 6

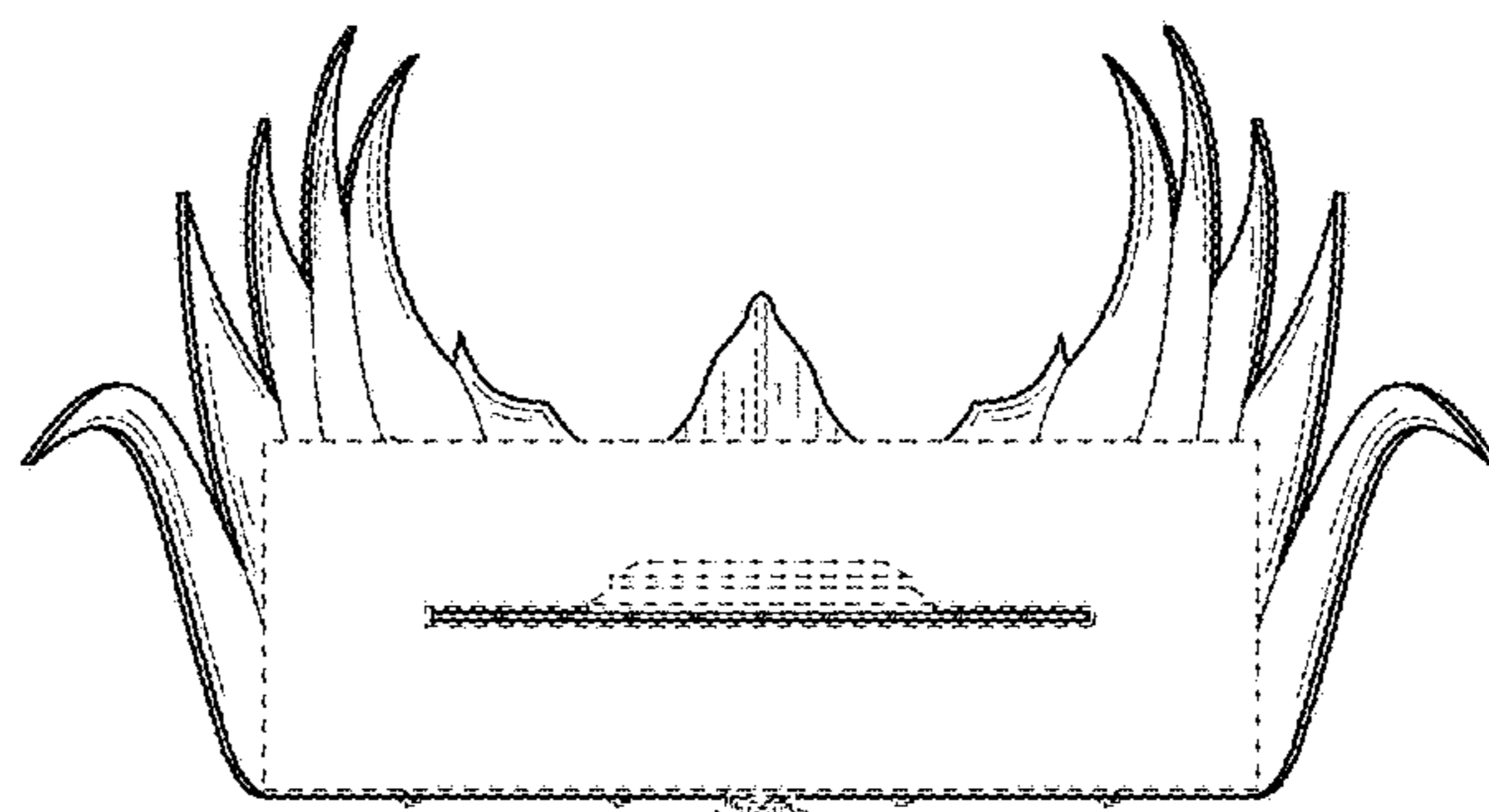


FIG. 7