

US00D849840S

(12) **United States Design Patent**
Chang

(10) **Patent No.:** **US D849,840 S**

(45) **Date of Patent:** **** May 28, 2019**

(54) **ELECTRONIC SENSING PAYMENT DEVICE**

(71) Applicant: **INTERNATIONAL CURRENCY TECHNOLOGIES CORPORATION, Taipei (TW)**

(72) Inventor: **Chia-Min Chang, Taipei (TW)**

(73) Assignee: **INTERNATIONAL CURRENCY TECHNOLOGIES CORPORATION, Taipei (TW)**

(**) Term: **15 Years**

(21) Appl. No.: **29/613,173**

(22) Filed: **Aug. 8, 2017**

(51) **LOC (11) Cl.** **20-01**

(52) **U.S. Cl.**
USPC **D20/8; D18/12.1; D18/3.3**

(58) **Field of Classification Search**
USPC D18/3.1, 3.2, 3.3, 12, 12.1, 46, 47, 49, D18/4.4, 4.6; D14/383, 385, 386, 901, D14/902; D99/28, 34, 36, 43; D10/46, D10/97, 103; D20/1, 8, 9; D19/78, 86, D19/99, 100

CPC ... G07F 7/00; G07F 7/04; G07F 1/044; G07F 9/026; G07F 19/20; G07F 19/202; G07F 19/205; G07D 7/121; G07D 7/161; G07D 11/00; G07D 11/0018; G07D 11/0021; G07D 11/0024; G07D 11/0027; G07D 11/003; G07D 11/0054; G07D 11/0084; G07D 11/0087; G07D 13/00; G07D 2211/00; G02B 6/0051; G02B 6/0055; G02B 6/0075; B65H 29/006; B65H 29/46

See application file for complete search history.

(56) **References Cited**

U.S. PATENT DOCUMENTS

D359,765 S * 6/1995 Izawa D20/9
5,495,929 A * 3/1996 Batalianets G07D 7/04
194/207

5,635,696 A * 6/1997 Dabrowski G06K 7/084
194/206
D477,030 S * 7/2003 Kolls D20/8
D477,902 S * 7/2003 Bergeron D18/3.3
D498,795 S * 11/2004 Nunn D20/8
D506,509 S * 6/2005 Nunn D20/9
D525,659 S * 7/2006 Paczkowski D20/8
D526,359 S * 8/2006 Takeuchi D20/8
D527,768 S * 9/2006 Suh D20/9
D543,588 S * 5/2007 Herbert D18/4.6
D547,806 S * 7/2007 Uemizo D20/8
7,335,903 B1 * 2/2008 Yang G07D 11/0003
109/45
D614,702 S * 4/2010 Tomiyoshi D20/8

(Continued)

OTHER PUBLICATIONS

Document validators. (Design—© Questel) orbit.com.[online PDF] 51 pgs. Print Dates range Jul. 14, 2009-Feb. 13, 2018 [Retrieved on Oct. 15, 2018] <https://sobjprd.questel.fr/export/QPTUJ214/pdf2/d158ea06-1ef5-4b98-a74a-604476803a68-161519.pdf>.*

Primary Examiner — Marie D. Fast Horse
(74) *Attorney, Agent, or Firm* — Muncy, Geissler, Olds & Lowe, P.C.

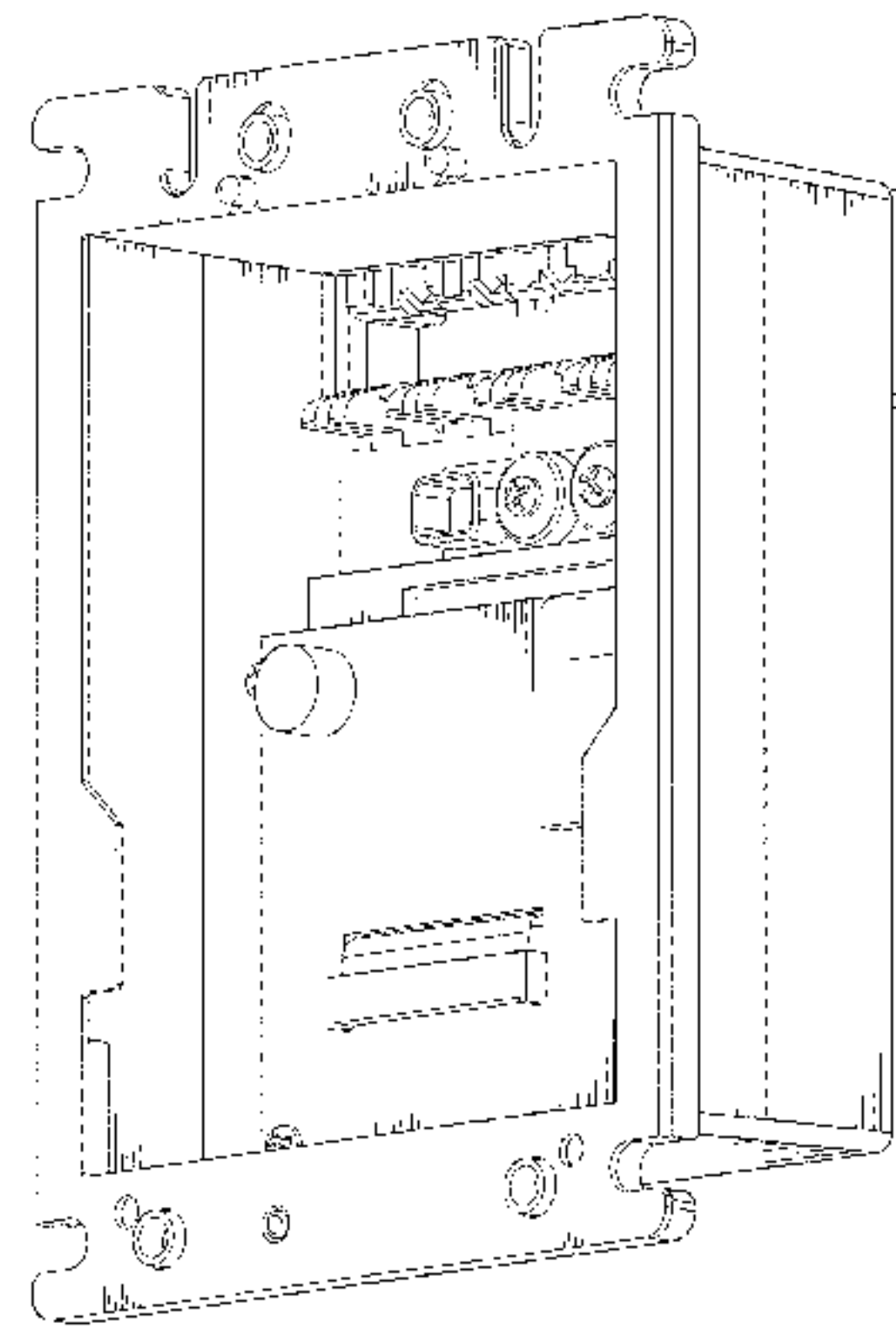
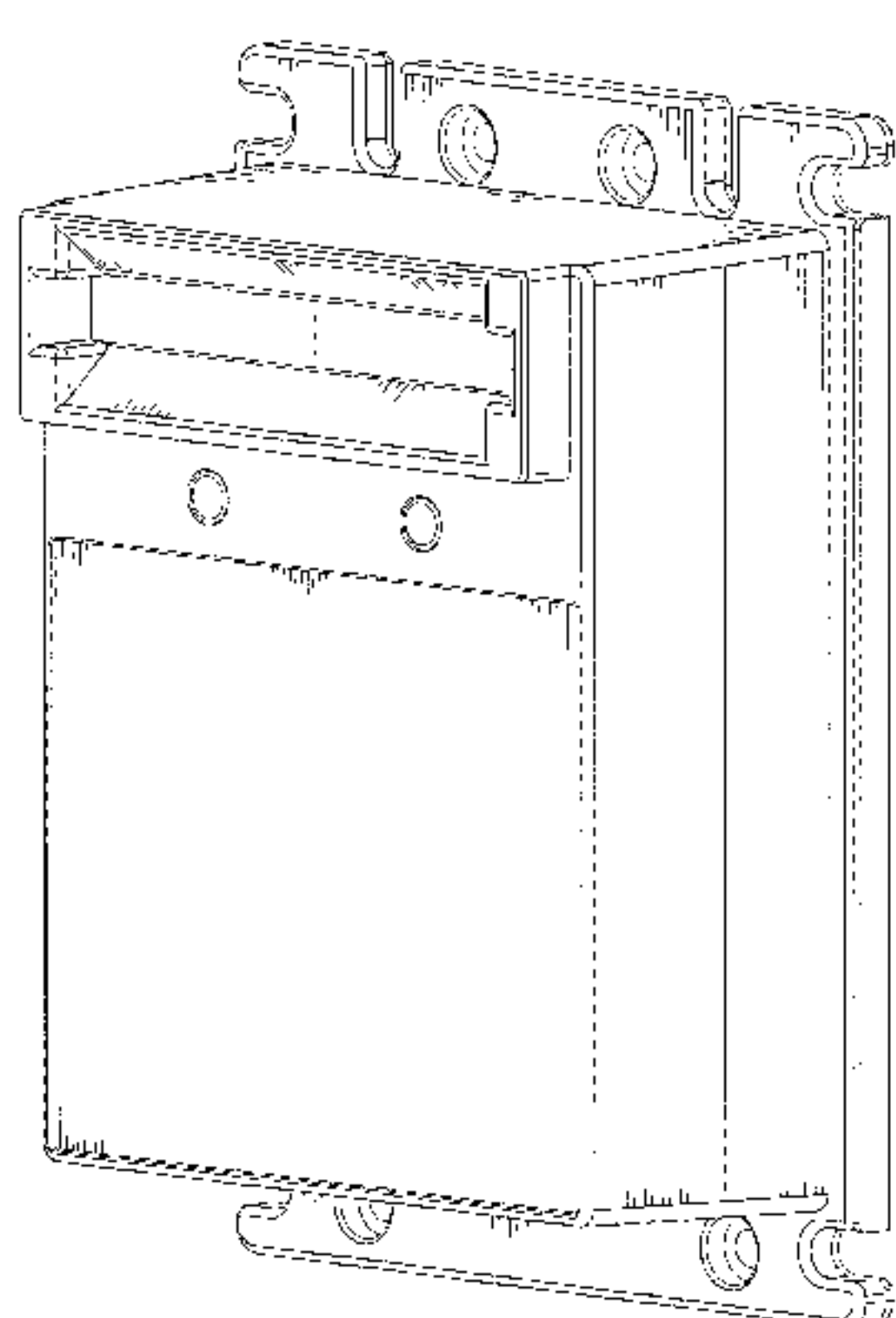
(57) **CLAIM**

The ornamental design for an electronic sensing payment device, as shown and described.

DESCRIPTION

FIG. 1 is a perspective view of an electronic sensing payment device showing my design;
FIG. 2 is a front view thereof;
FIG. 3 is a rear view thereof;
FIG. 4 is a left side view thereof;
FIG. 5 is a right side view thereof;
FIG. 6 is a top view thereof;
FIG. 7 is a bottom view thereof; and,
FIG. 8 is another perspective view thereof.

1 Claim, 8 Drawing Sheets



(56)

References Cited

U.S. PATENT DOCUMENTS

7,934,646 B2 * 5/2011 Yang G07F 19/204
235/381
D689,555 S * 9/2013 Theobald D20/8
D694,334 S * 11/2013 Theobald D20/8
D736,318 S * 8/2015 Seki D20/8
9,218,702 B2 * 12/2015 Bird G07F 7/04
D771,629 S * 11/2016 Yang D14/385
9,898,883 B1 * 2/2018 Chang G07D 11/0018
D815,966 S * 4/2018 Chang D10/97
D816,526 S * 5/2018 Chang D10/97
2005/0224311 A1 * 10/2005 Tsai G07F 7/04
194/203
2006/0272921 A1 * 12/2006 Chien G07F 7/04
194/207
2008/0099547 A1 * 5/2008 Androsyuk G07F 7/04
232/13
2009/0218395 A1 * 9/2009 Chien G07F 7/04
235/380
2009/0321516 A1 * 12/2009 Yang G07F 19/204
235/381
2010/0108462 A1 * 5/2010 Hsieh G07F 7/04
194/206
2010/0176197 A1 * 7/2010 Huang G07F 7/04
235/381
2014/0090950 A1 * 4/2014 Johnson G07F 19/205
194/344
2015/0062960 A1 * 3/2015 Chang G07F 19/205
362/602
2018/0108201 A1 * 4/2018 Kamihigashi G07F 19/205

* cited by examiner

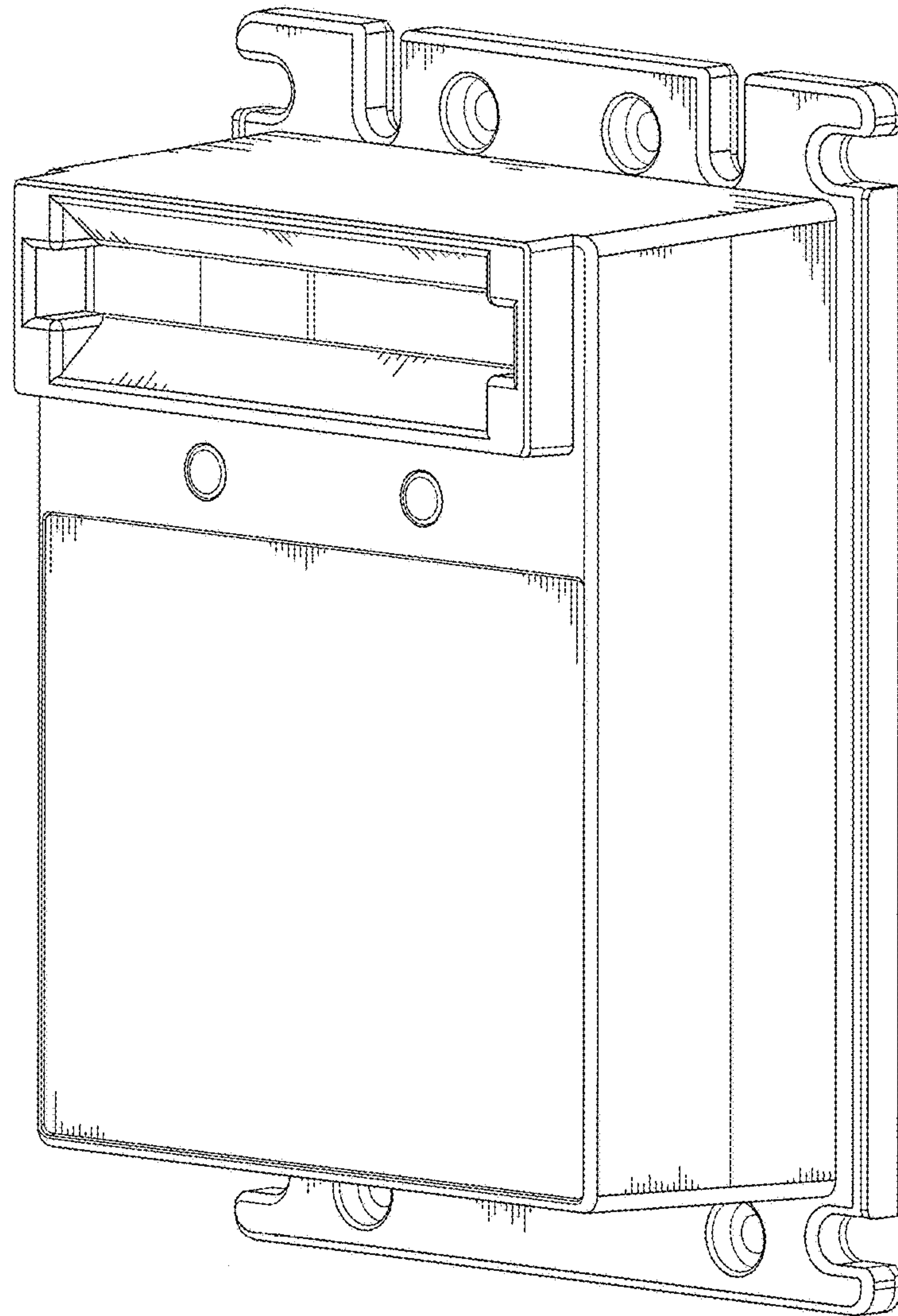


FIG. 1

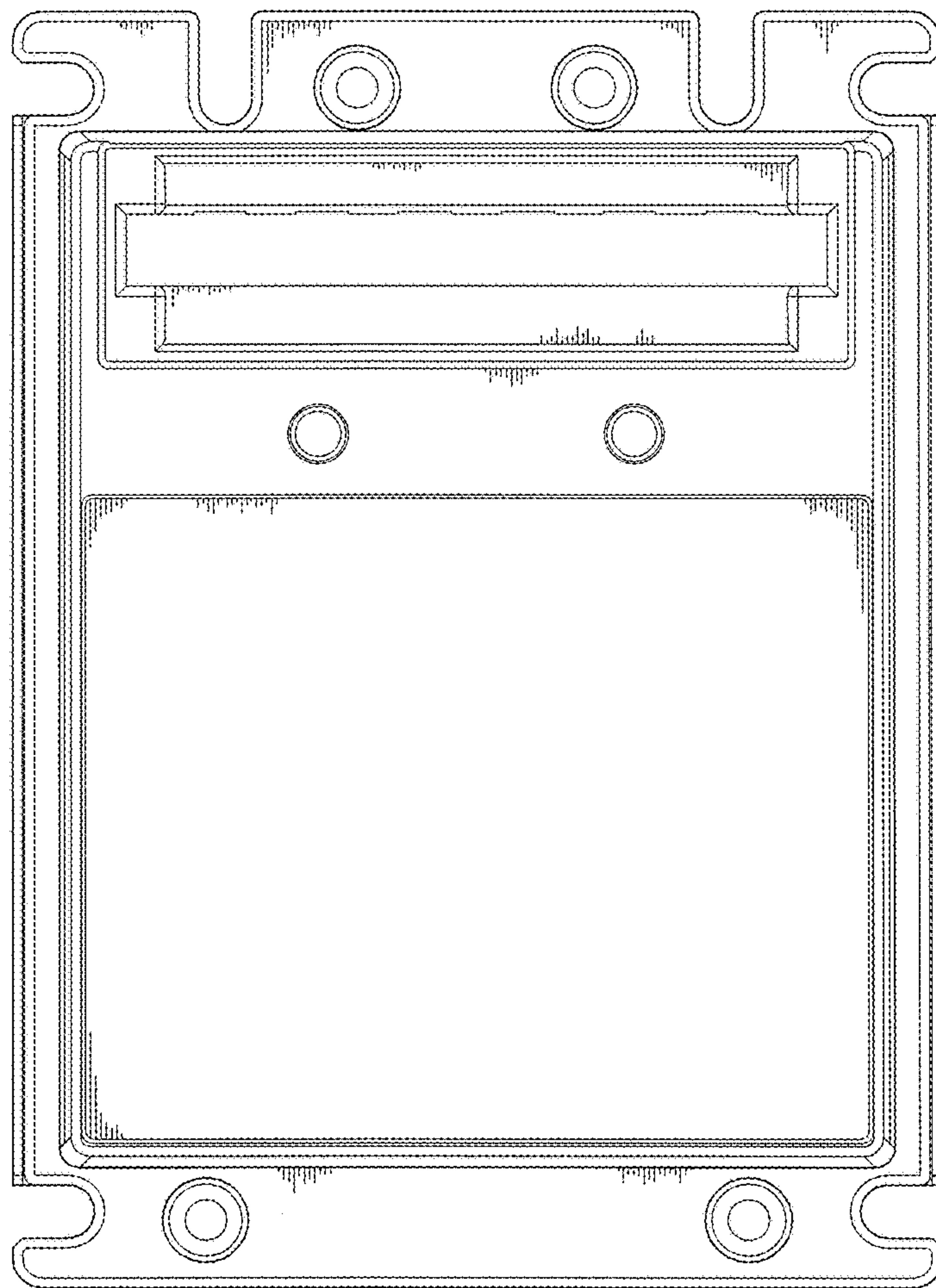


FIG. 2

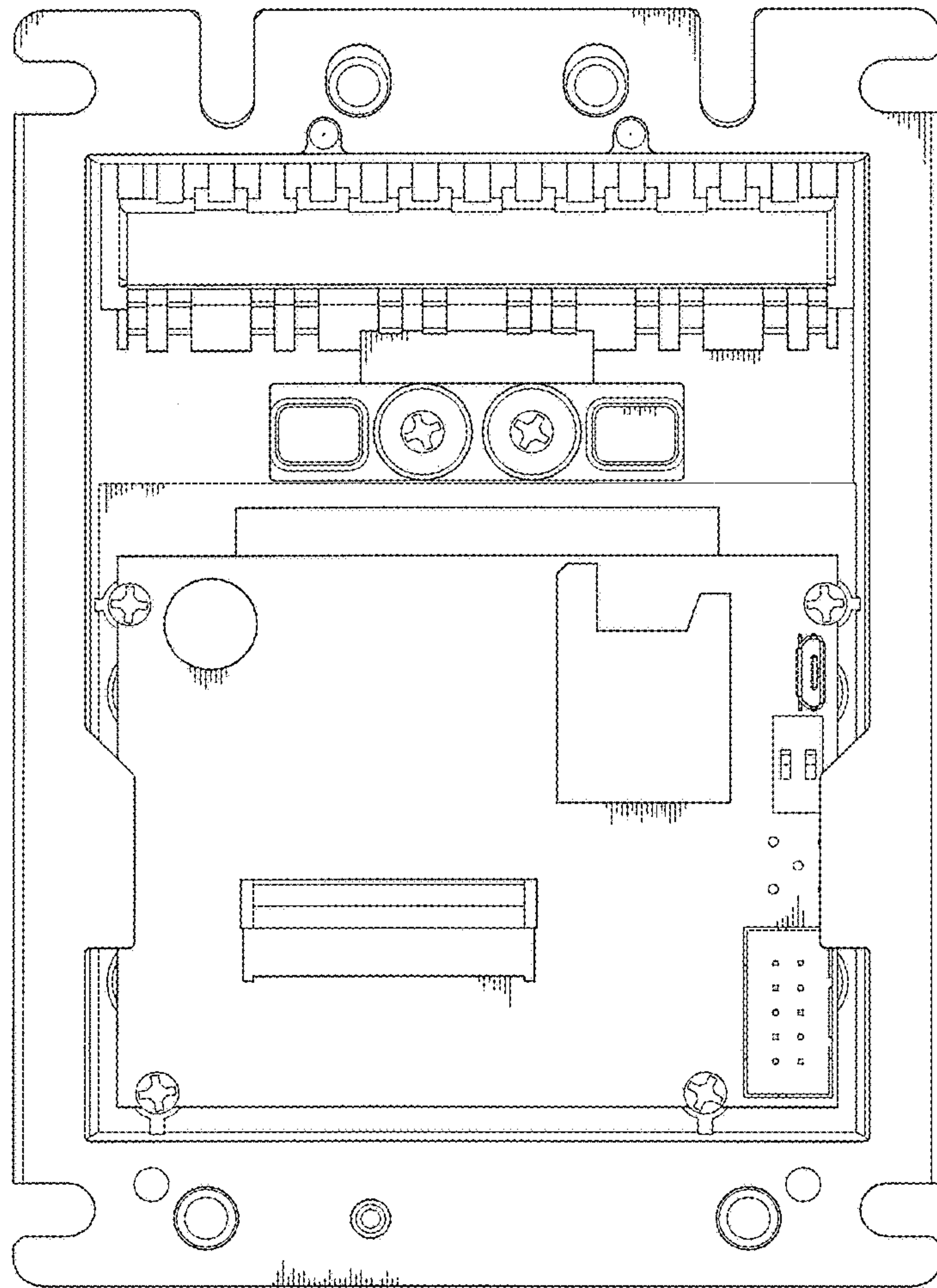


FIG. 3

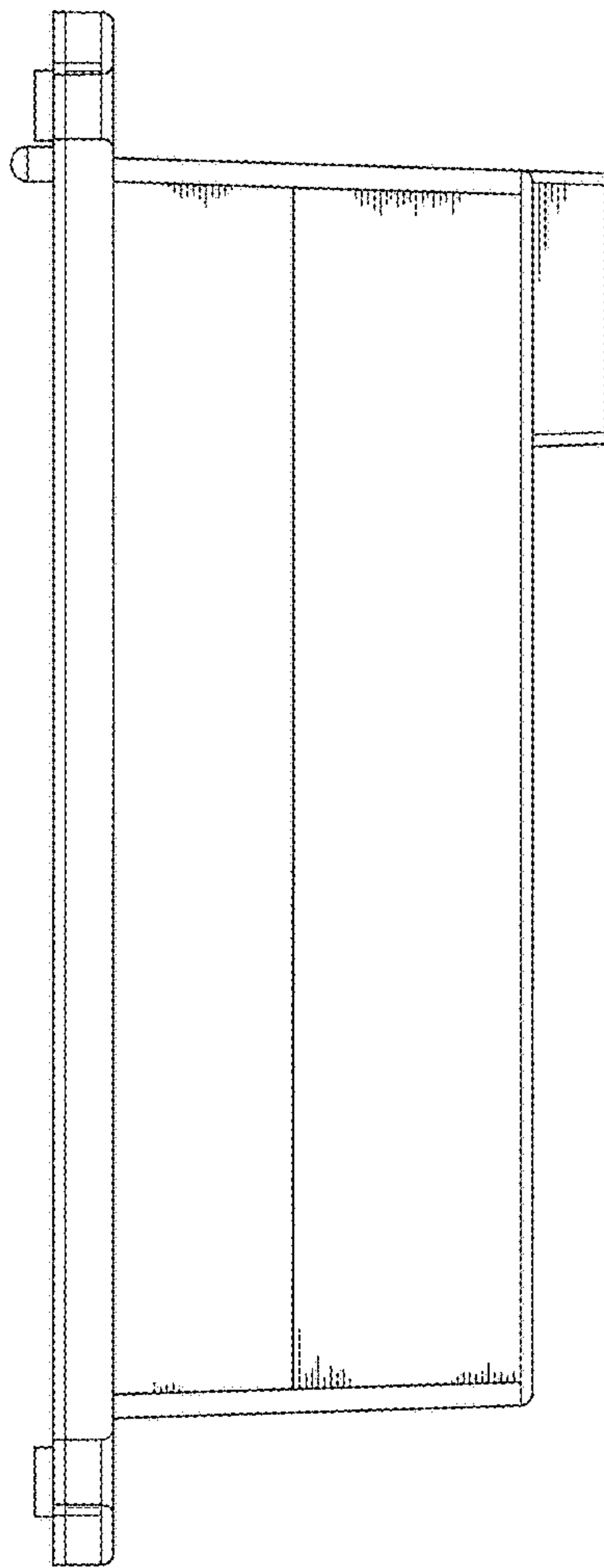


FIG. 4

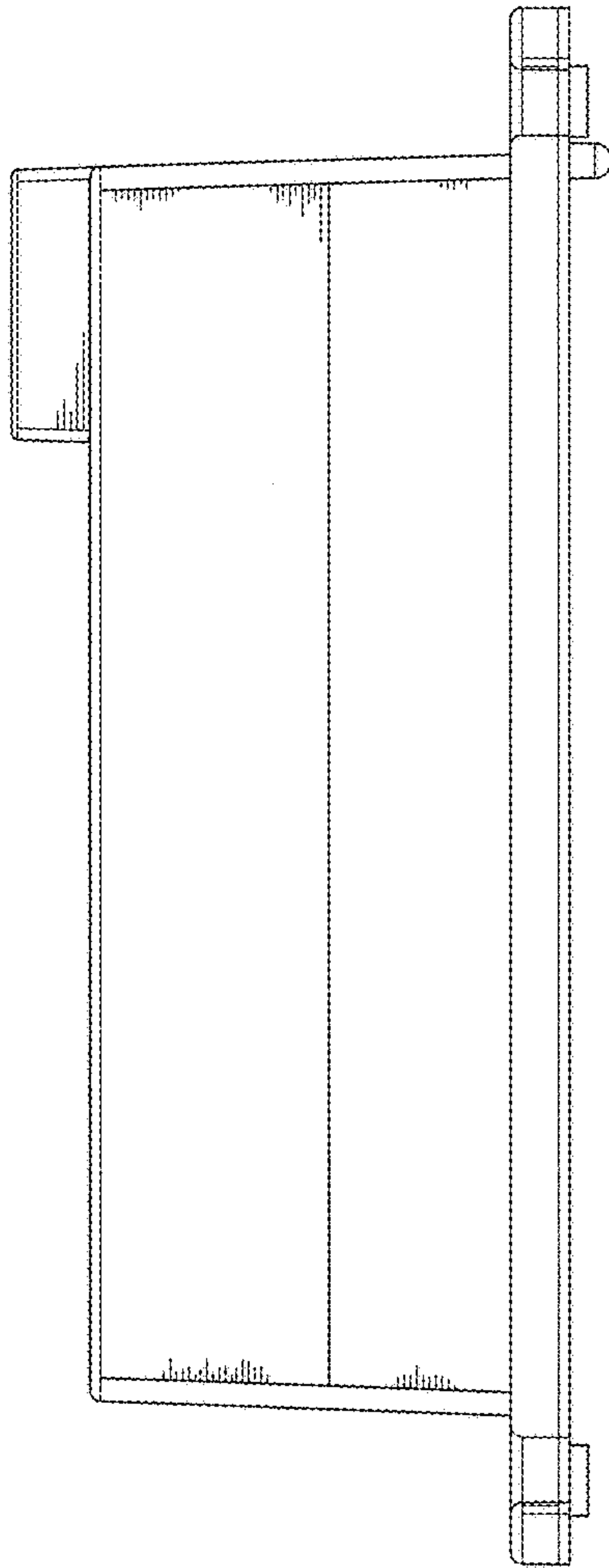


FIG. 5

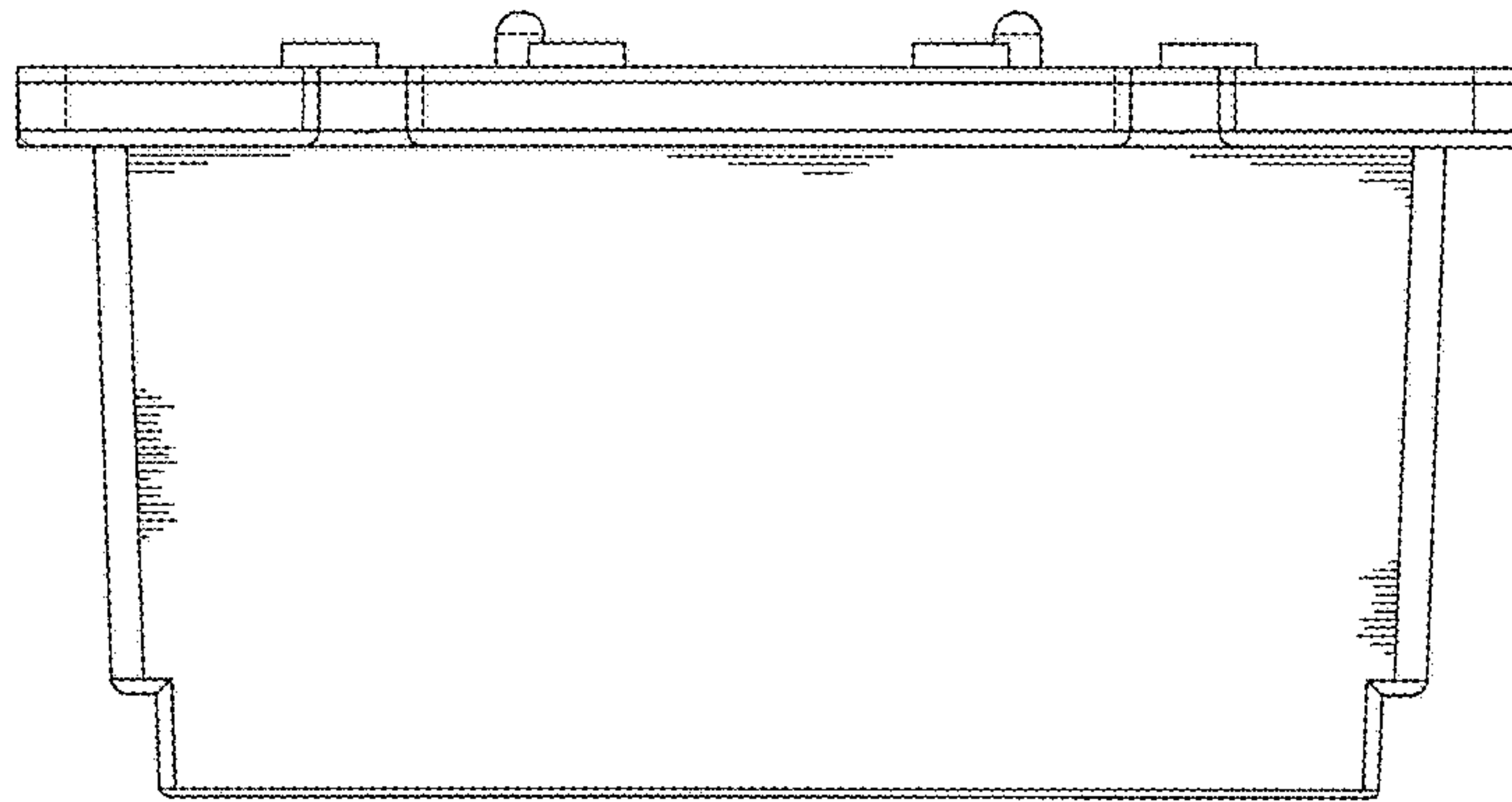


FIG. 6

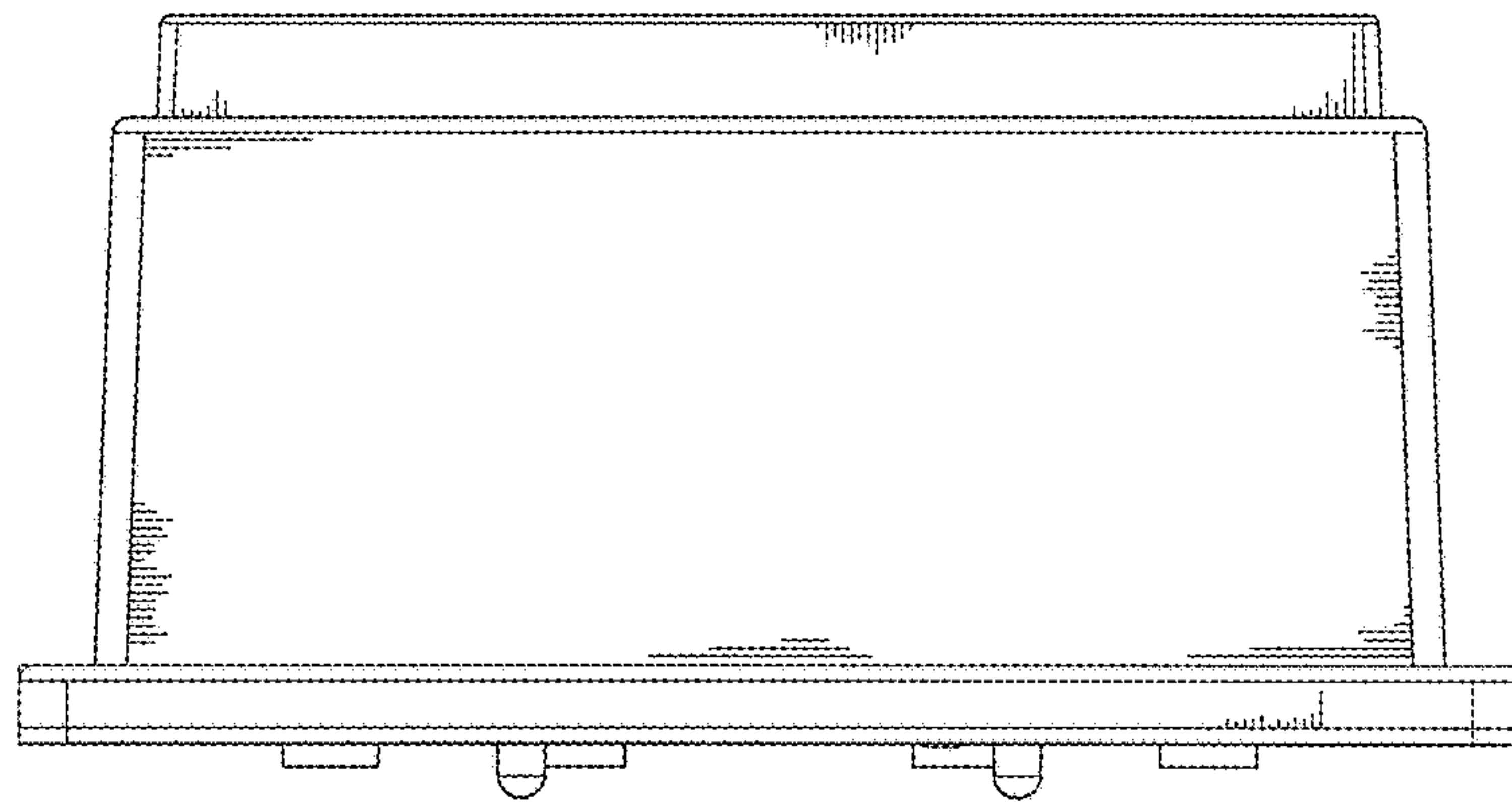


FIG. 7

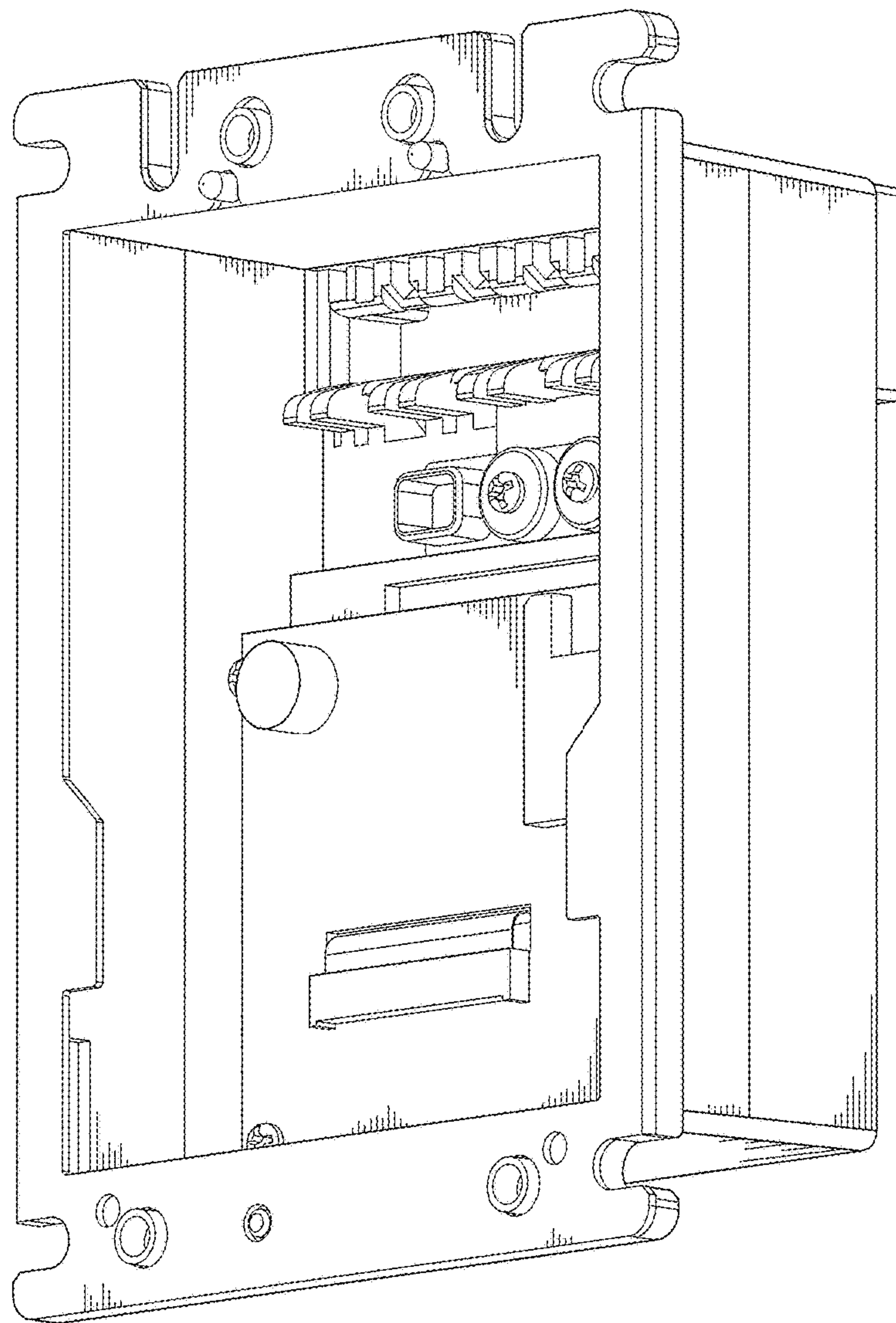


FIG. 8