



US00D849835S

(12) **United States Design Patent** (10) **Patent No.:** **US D849,835 S**
Matsushita et al. (45) **Date of Patent:** **** May 28, 2019**

(54) **CARTRIDGE FOR INK JET PRINTER**

(71) Applicant: **Hitachi Industrial Equipment Systems Co., Ltd.**, Tokyo (JP)

(72) Inventors: **Takehiko Matsushita**, Tokyo (JP); **Naomichi Yoshida**, Tokyo (JP); **Akira Miyao**, Tokyo (JP); **Nobuhiro Harada**, Tokyo (JP); **Takahiro Arima**, Tokyo (JP)

(73) Assignee: **HITACHI INDUSTRIAL EQUIPMENT SYSTEMS CO., LTD.**, Tokyo (JP)

(56) **References Cited**

U.S. PATENT DOCUMENTS

D223,812 S *	6/1972	Long	D9/453
5,406,320 A *	4/1995	Durst	B41J 2/17513
				347/87
D368,275 S *	3/1996	Sakurai	D18/56
D399,048 S *	10/1998	Sayre	D9/453
D413,485 S *	9/1999	Much	D7/392.1
D418,757 S *	1/2000	Reidenbach	D9/453
D424,611 S *	5/2000	Gasvoda	347/86
D436,862 S *	1/2001	Witt	D9/453
D472,920 S *	4/2003	Ueno	D18/56
D665,018 S *	8/2012	Hatch	D18/56
8,272,795 B2 *	9/2012	Tanabe	B41J 15/044
				400/208.1

(**) Term: **14 Years**

(21) Appl. No.: **29/497,034**

(22) Filed: **Jul. 21, 2014**

(30) **Foreign Application Priority Data**

Jan. 29, 2014 (JP) 2014-001679

(51) **LOC (11) Cl.** **18-02**

(52) **U.S. Cl.**
USPC **D18/56**

(58) **Field of Classification Search**
 USPC D18/12, 40, 43-44, 56; D9/443, D9/453-454, 522, 551, 559-560, 571, D9/574, 564; 347/84-87, 214; 360/132
 CPC B41J 2/175; B41J 2/17513; B41J 2/17546; B41J 17/32

See application file for complete search history.

* cited by examiner

Primary Examiner — Patricia A Palasik
 (74) *Attorney, Agent, or Firm* — Baker Botts L.L.P.

(57) **CLAIM**

We claim the ornamental design for a cartridge for ink jet printer, as shown.

DESCRIPTION

FIG. 1 is a perspective view of a cartridge for ink jet printer showing our new design;
 FIG. 2 is a front elevational view thereof;
 FIG. 3 is a right side elevational view thereof;
 FIG. 4 is a left side elevational view thereof;
 FIG. 5 is a top plan view thereof;
 FIG. 6 is a bottom plan view thereof; and,
 FIG. 7 is a rear elevational view thereof.

1 Claim, 7 Drawing Sheets

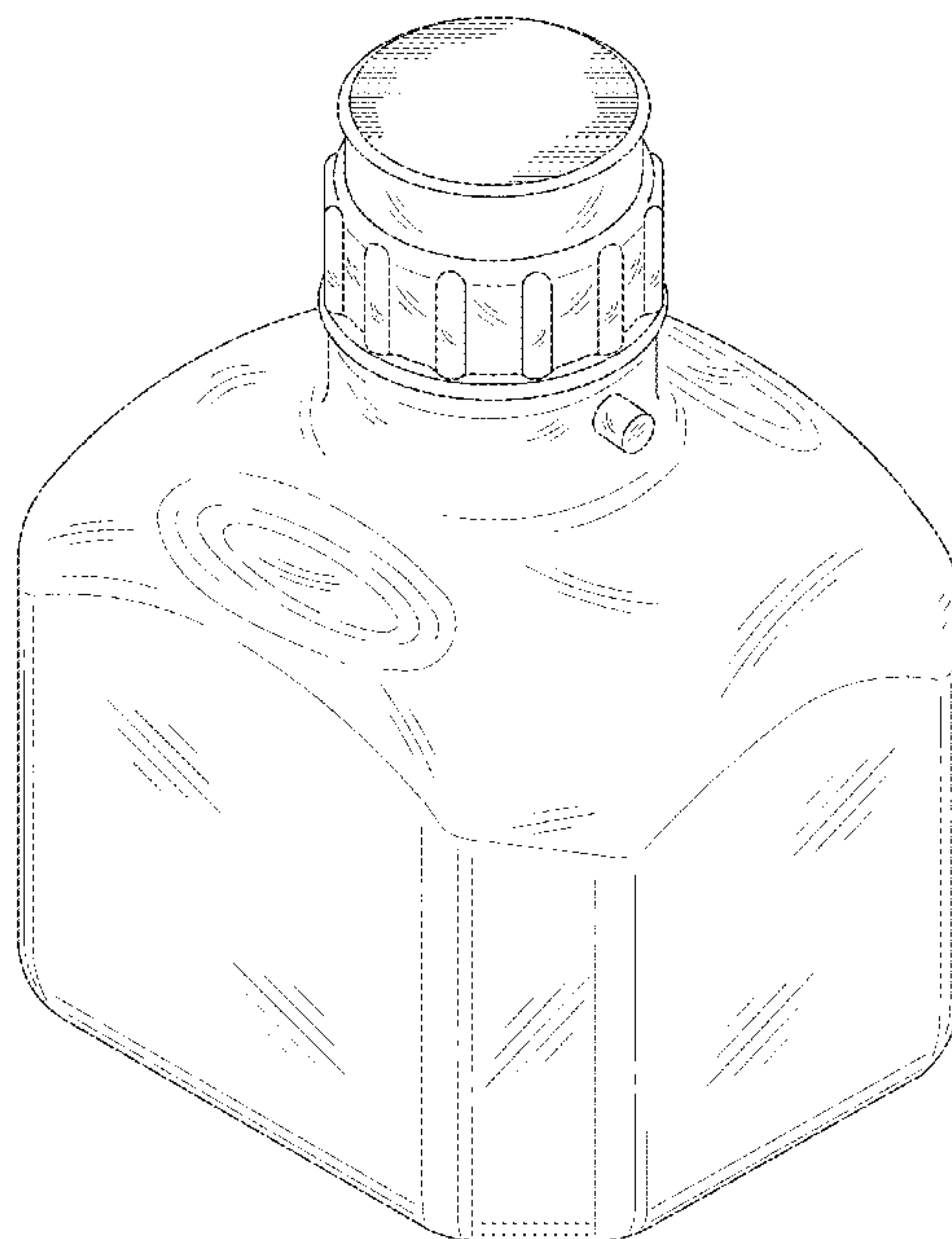




FIG. 1



FIG. 2

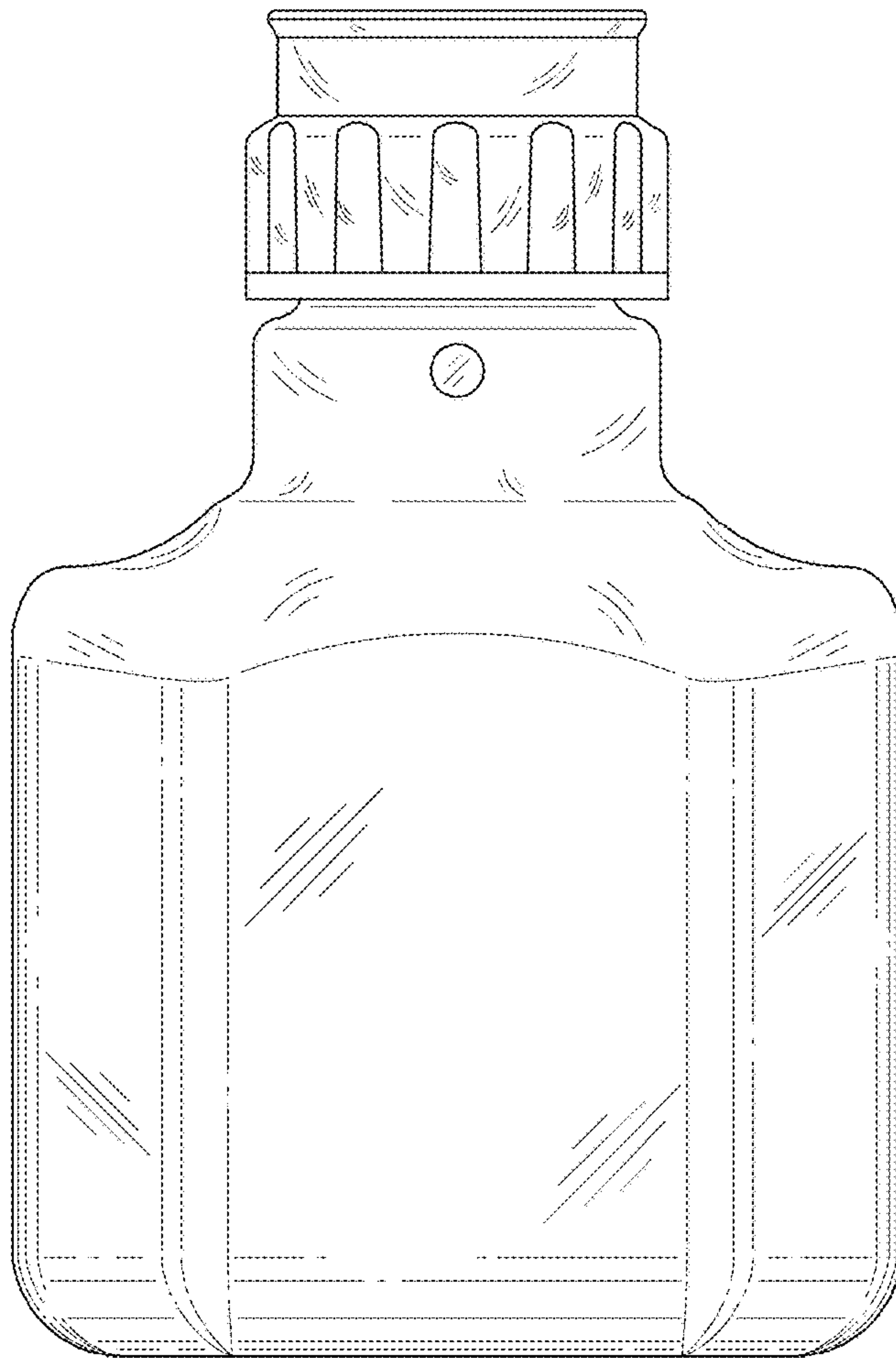


FIG. 3

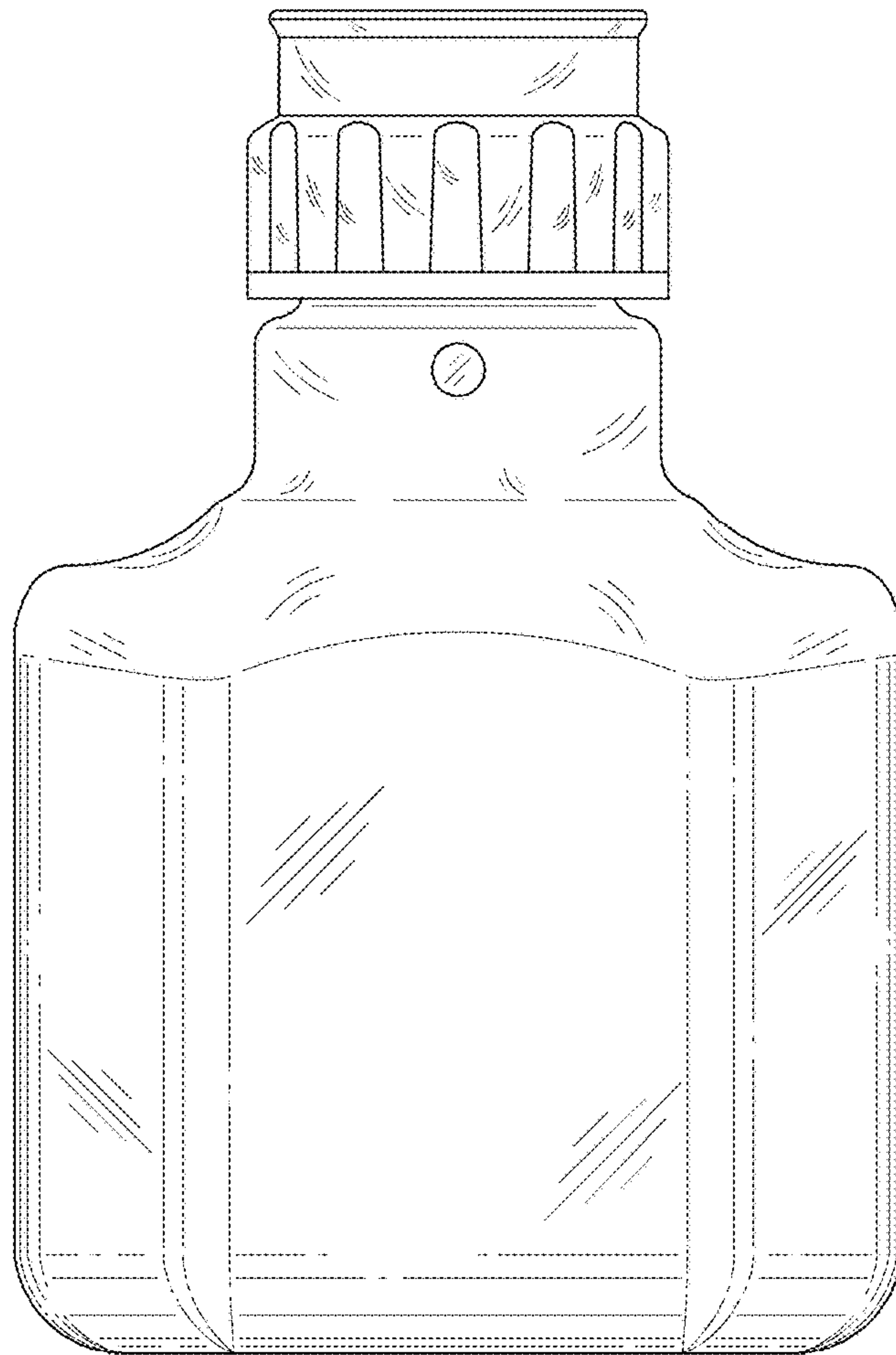


FIG. 4

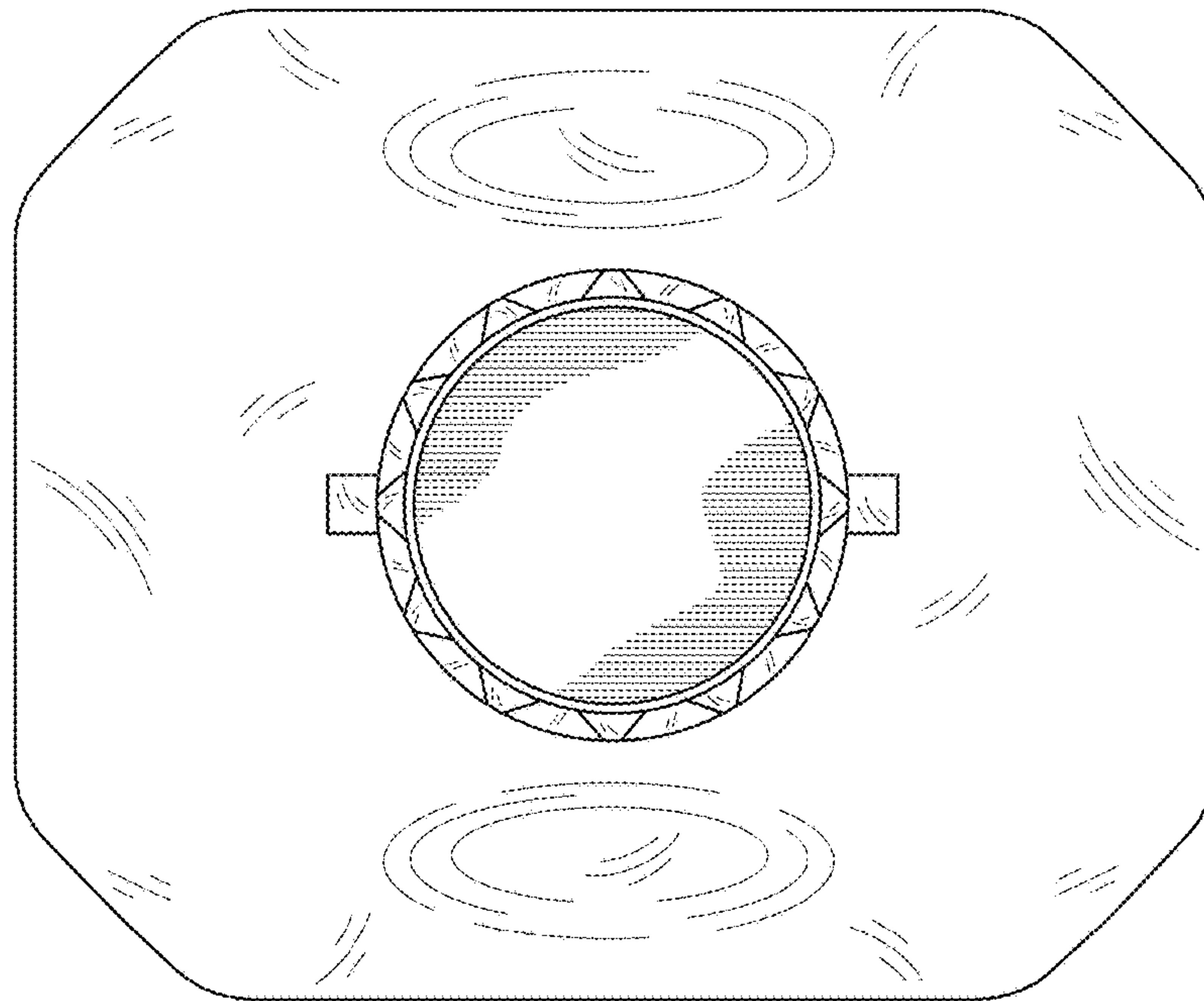


FIG. 5

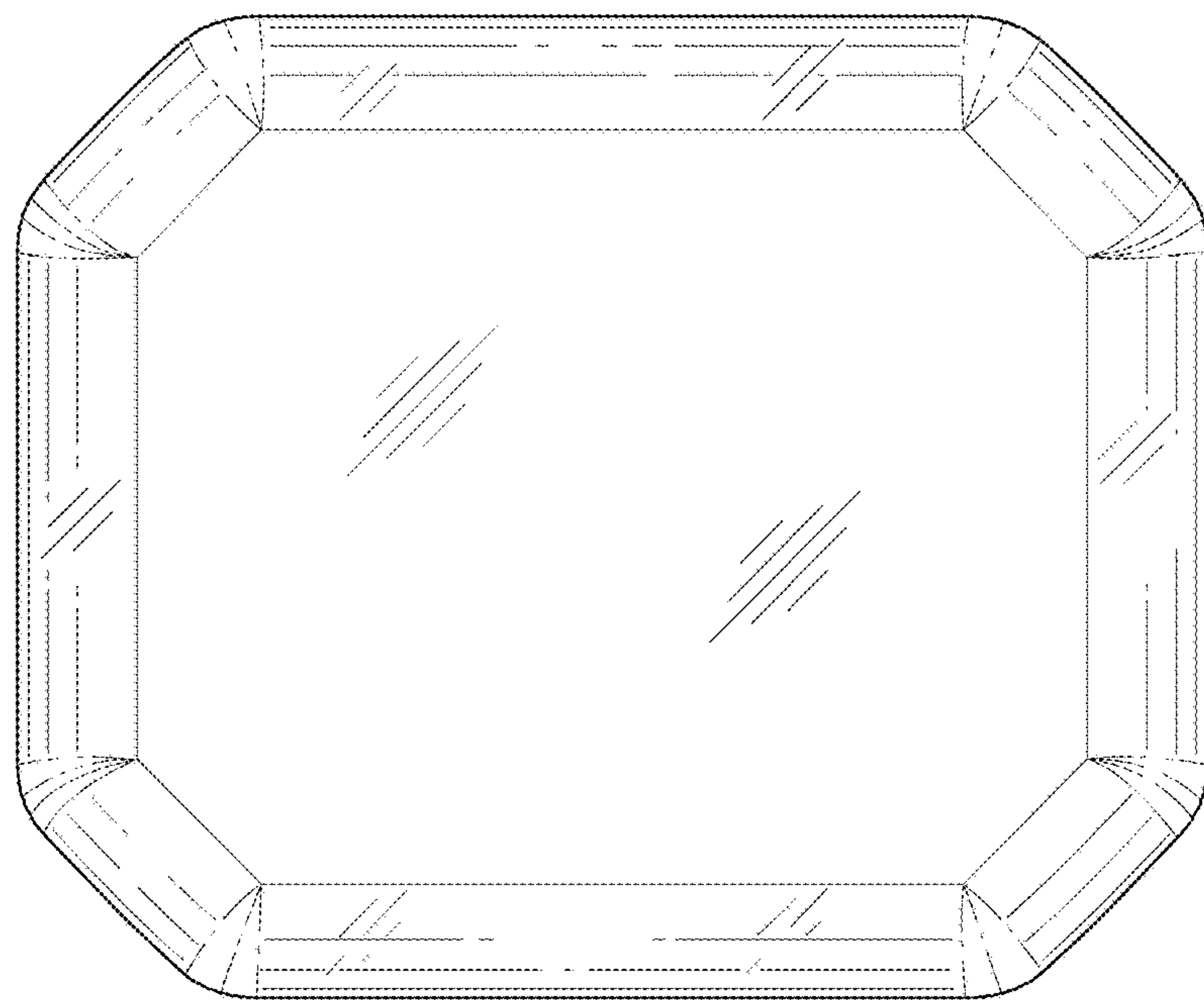


FIG. 6




FIG. 7