

US00D849831S

(12) **United States Design Patent** (10) **Patent No.:** **US D849,831 S**
Kershaw et al. (45) **Date of Patent:** **** May 28, 2019**

(54) **PICKGUARD FOR A GUITAR**

OTHER PUBLICATIONS

(71) Applicant: **D'Angelico Guitars of America, LLC**,
New York, NY (US)

(72) Inventors: **Ryan Kershaw**, Brooklyn, NY (US);
Nicholas Brenner Pope, Somerville,
MA (US)

(73) Assignee: **D'Angelico Guitars of America LLC**,
New York, NY (US)

(**) Term: **15 Years**

(21) Appl. No.: **29/630,793**

(22) Filed: **Dec. 22, 2017**

(51) **LOC (11) Cl.** **17-03**

(52) **U.S. Cl.**
USPC **D17/20**

(58) **Field of Classification Search**

USPC D17/14, 15, 17, 18, 19, 20, 21; D8/343,
D8/344, 346; D11/132, 131

CPC .. G10H 1/46; G10H 1/00; G10H 3/18; G10H
3/181; G10H 3/182; G10D 1/00; G10D
1/08; G10D 3/163; G10D 3/18

See application file for complete search history.

(56) **References Cited**

U.S. PATENT DOCUMENTS

3,962,946 A * 6/1976 Rickard G01V 3/107
84/726
D254,260 S * 2/1980 Green D17/14
4,653,376 A * 3/1987 Allured G10H 1/342
84/646
5,936,179 A * 8/1999 Merrick G10G 7/02
84/454

Flickr, Bakelite Pickguard, posted Oct. 5, 2012, [online], [site
visited Aug. 8, 2018]. Available from Internet, <URL: <https://www.flickr.com/photos/tksmith/8057371416/>> (Year: 2012).*

TK Smith, Image 10/20, webarchived May 7, 2014, [online], [site
visited Aug. 8, 2018]. Available from Internet, <URL: <https://web.archive.org/web/20140507183749/http://tksmith.net:80/gallery/>> (Year: 2014).*

TK Smith, Pat Capocci's Modified Telecaster, commented Jul. 2,
2012, [online], [site visited Aug. 8, 2018]. Available from Internet,
<URL: <http://tksmith.net/2012/06/29/pat-capocci-s-tele-modification/>> (Year: 2012).*

* cited by examiner

Primary Examiner — Michelle E. Wilson

Assistant Examiner — Samantha N Wood

(74) *Attorney, Agent, or Firm* — Henry J. Cittone; Cittone
Demers & Ameri LLP

(57) **CLAIM**

The ornamental design for a pickguard for a guitar, as shown
and described.

DESCRIPTION

FIG. 1 is a front perspective view of a pickguard showing the
new design;

FIG. 2 is a front view thereof;

FIG. 3 is a back view thereof;

FIG. 4 is a bottom view thereof;

FIG. 5 is a top view thereof;

FIG. 6 is a right view thereof;

FIG. 7 is a left view thereof;

FIG. 8 is a front view thereof; and,

FIG. 9 is a perspective view thereof.

The broken line showing of a guitar in the figures represents
environment only and forms no part of the claimed design.

1 Claim, 7 Drawing Sheets

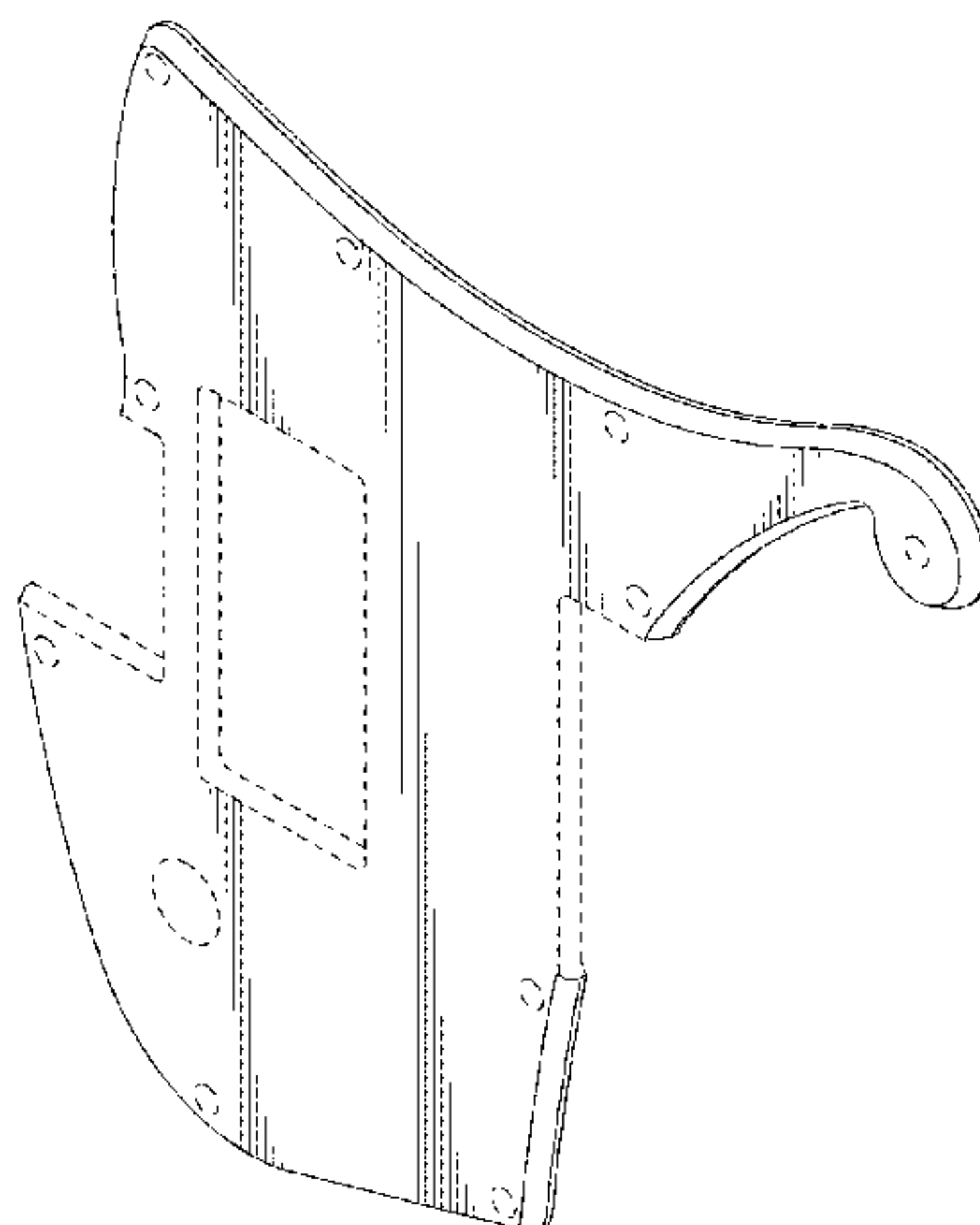


FIG. 1

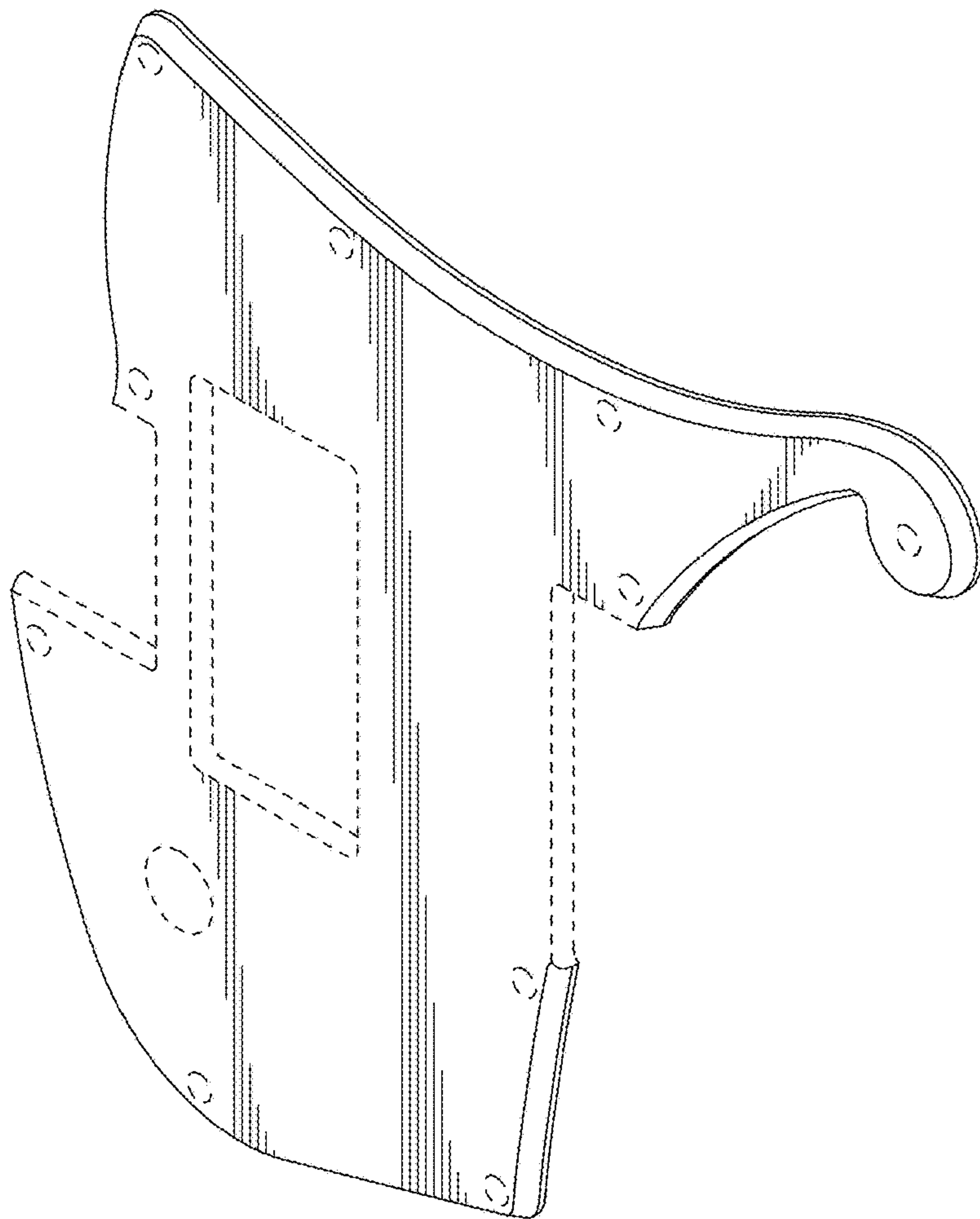


FIG. 2

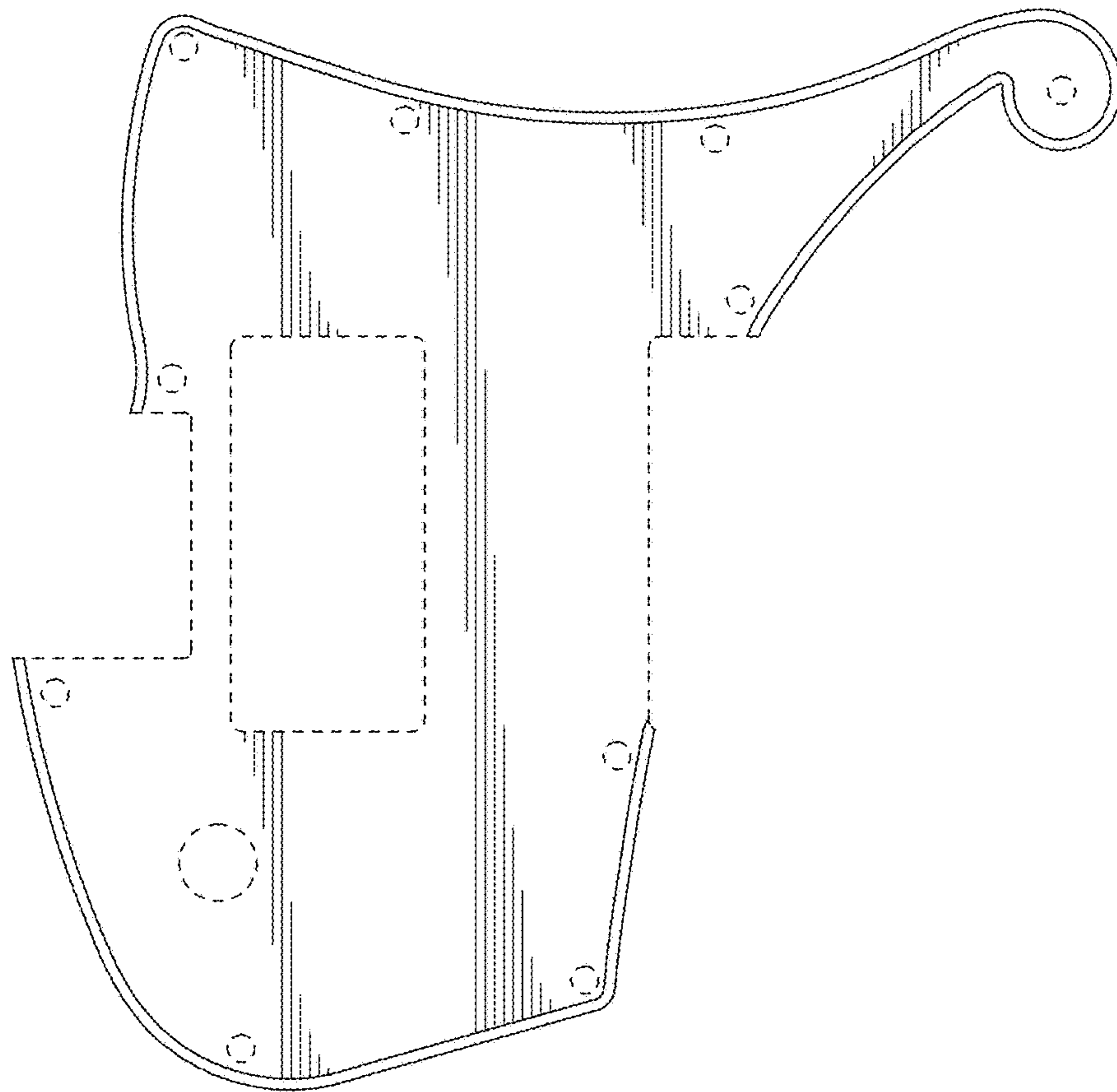


FIG. 3

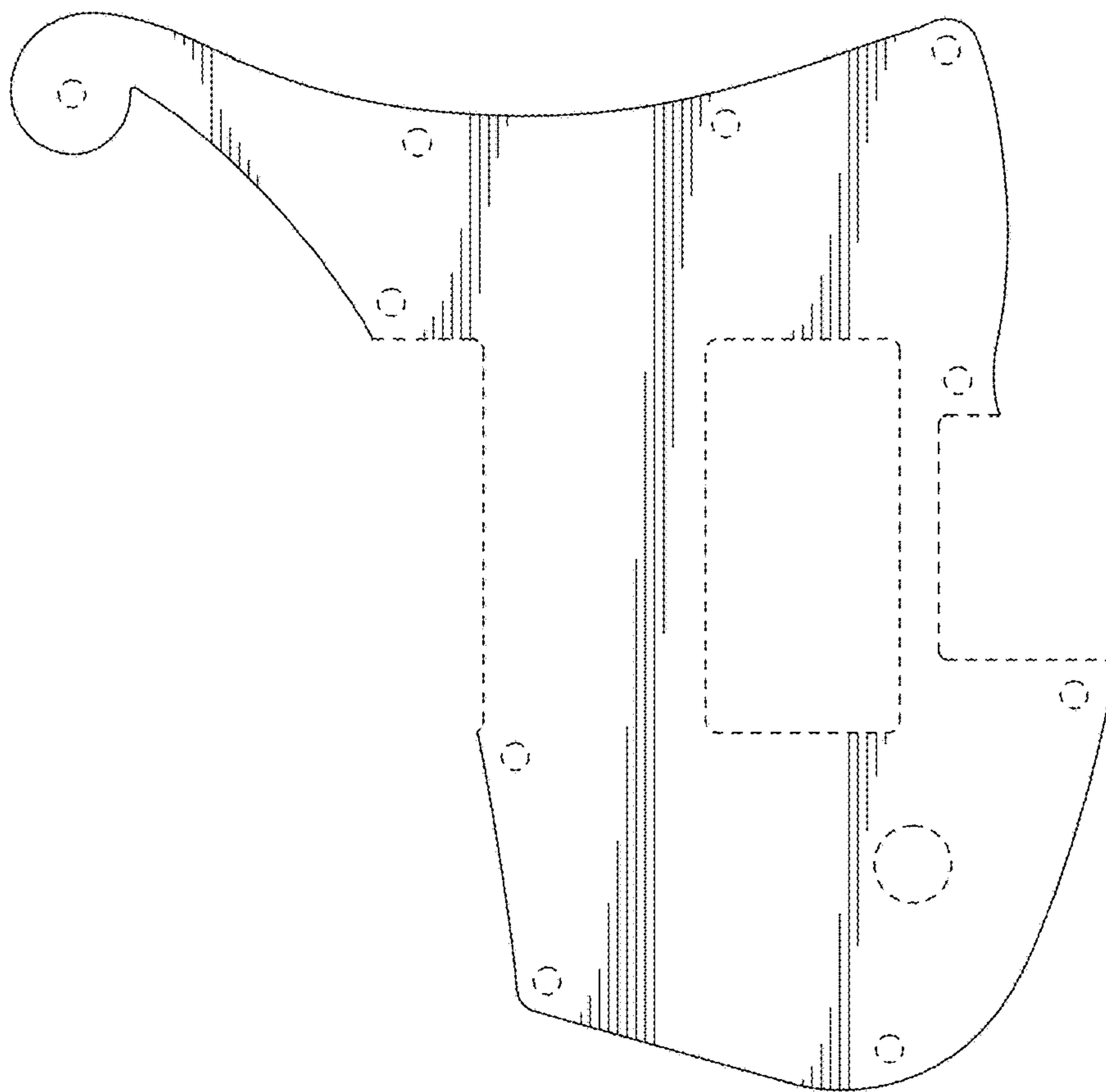


FIG. 4

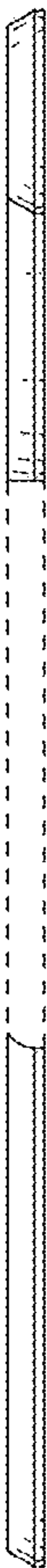


FIG. 5



FIG. 6




FIG. 7




FIG. 8

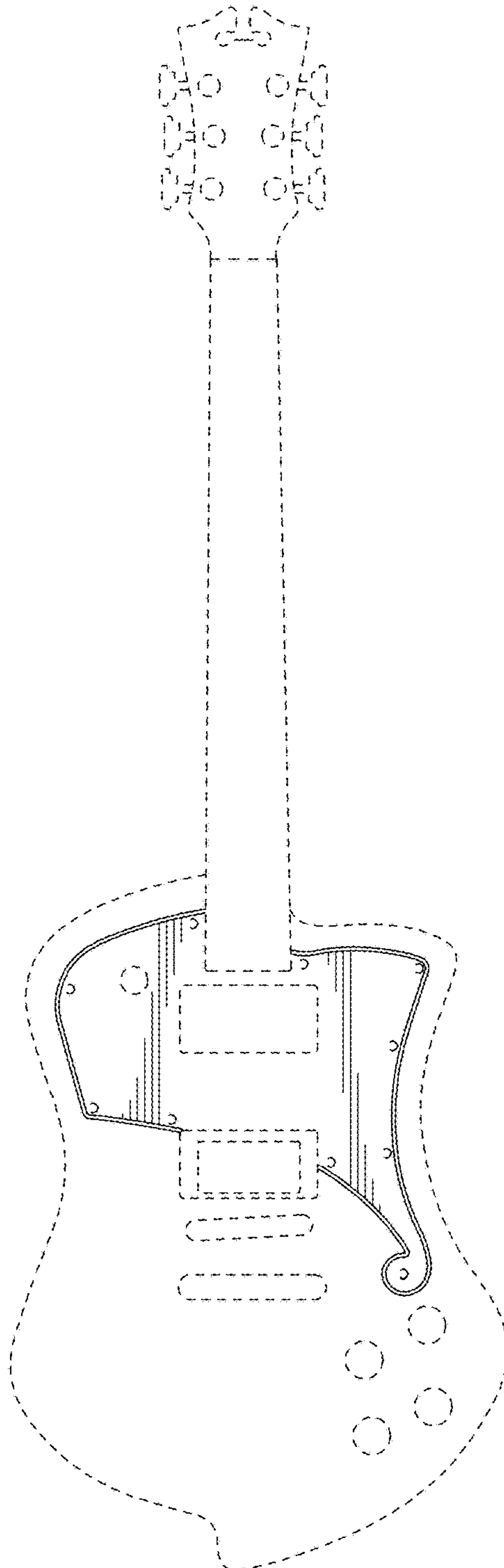


FIG. 9

