



US00D849794S

(12) **United States Design Patent** (10) **Patent No.:** **US D849,794 S**
You (45) **Date of Patent:** **** May 28, 2019**

- (54) **KARAOKE DEVICE**
- (71) Applicant: **Shenzhen Teana Technology Co., Ltd.,**
Shenzhen (CN)
- (72) Inventor: **Guangguo You, Shenzhen (CN)**
- (73) Assignee: **Shenzhen Teana Technology Co., Ltd.,**
Shenzhen (CN)
- (**) Term: **15 Years**
- (21) Appl. No.: **29/615,385**
- (22) Filed: **Aug. 29, 2017**
- (51) **LOC (11) Cl.** **14-03**
- (52) **U.S. Cl.**
USPC **D14/497; D14/216**
- (58) **Field of Classification Search**
USPC D14/137, 155, 159, 167, 168, 172, 188,
D14/203.1, 204, 209.1, 216, 217, 221,
D14/225-229, 240, 242, 299, 358, 432,
D14/474, 496, 497; D13/108, 110, 123,
D13/158; D21/333, 483, 513
CPC H04W 88/00; H04B 1/38; G10H 1/361;
H04R 5/00; H04R 5/02; H04R 1/02;
H04R 1/023; H04R 1/04; H04R 1/08
See application file for complete search history.

(56) **References Cited**

U.S. PATENT DOCUMENTS

D547,773 S *	7/2007	Aoki	D14/496
D573,579 S *	7/2008	Yamaguchi	D14/168
D606,051 S *	12/2009	Fleischer	D14/228
D644,206 S *	8/2011	Ponnert	D14/216
D687,017 S *	7/2013	Ashcraft	D14/216
D697,496 S *	1/2014	Ashcraft	D14/216
D706,743 S *	6/2014	Lukic	D14/204
D723,514 S *	3/2015	Lukic	D14/213
D726,155 S *	4/2015	Cheng	D14/216
D731,906 S *	6/2015	Troutman	D10/70

D744,541 S *	12/2015	Langhammer	D14/203.1
D758,348 S *	6/2016	Lukic	D14/216
D760,195 S *	6/2016	Lukic	D14/216
D766,213 S *	9/2016	Hinokio	D14/216
D771,141 S *	11/2016	Langhammer	D14/496
9,544,670 B2 *	1/2017	Yim	H04R 1/023
D780,153 S *	2/2017	Lukic	D14/204
D781,918 S *	3/2017	Langhammer	D14/203.1
D788,070 S *	5/2017	Lukic	D14/204
D798,268 S *	9/2017	Fang	D14/216
D804,449 S *	12/2017	Cheney	D14/216
D810,136 S *	2/2018	Langhammer	D14/496
D810,783 S *	2/2018	Langhammer	D14/496
D811,367 S *	2/2018	Vaclavik	D14/216
D817,924 S *	5/2018	Kim	D14/213
D818,453 S *	5/2018	Stern	D14/204
9,992,575 B2 *	6/2018	Wang	H04R 5/02

(Continued)

Primary Examiner — Jeffrey D Asch
Assistant Examiner — Rebekah A Caruso
(74) *Attorney, Agent, or Firm* — Sheridan Ross P.C.


(57) **CLAIM**

The ornamental design for a karaoke device, as shown and described.

DESCRIPTION

FIG. 1 is a top perspective view of a karaoke device showing my new design;
FIG. 2 is a bottom perspective view thereof;
FIG. 3 is a top perspective view thereof with a broken line portion of the article shown in an alternate position;
FIG. 4 is a front elevational view thereof;
FIG. 5 is a rear elevational view thereof;
FIG. 6 is a right side elevational view thereof;
FIG. 7 is a left side elevational view thereof;
FIG. 8 is a top plan view thereof; and,
FIG. 9 is a bottom plan view thereof.
The broken lines show portions of the karaoke device which form no part of the claimed design.

1 Claim, 8 Drawing Sheets



(56)

References Cited

U.S. PATENT DOCUMENTS

D825,528	S	*	8/2018	Huang	D14/216
D826,276	S	*	8/2018	Langhammer	D14/496
D828,323	S	*	9/2018	Demin	D14/172
D828,856	S	*	9/2018	Langhammer	D14/496
D832,809	S	*	11/2018	Hardi	D14/204
D834,001	S	*	11/2018	Jeon	D14/216
D835,674	S	*	12/2018	You	D14/497

* cited by examiner

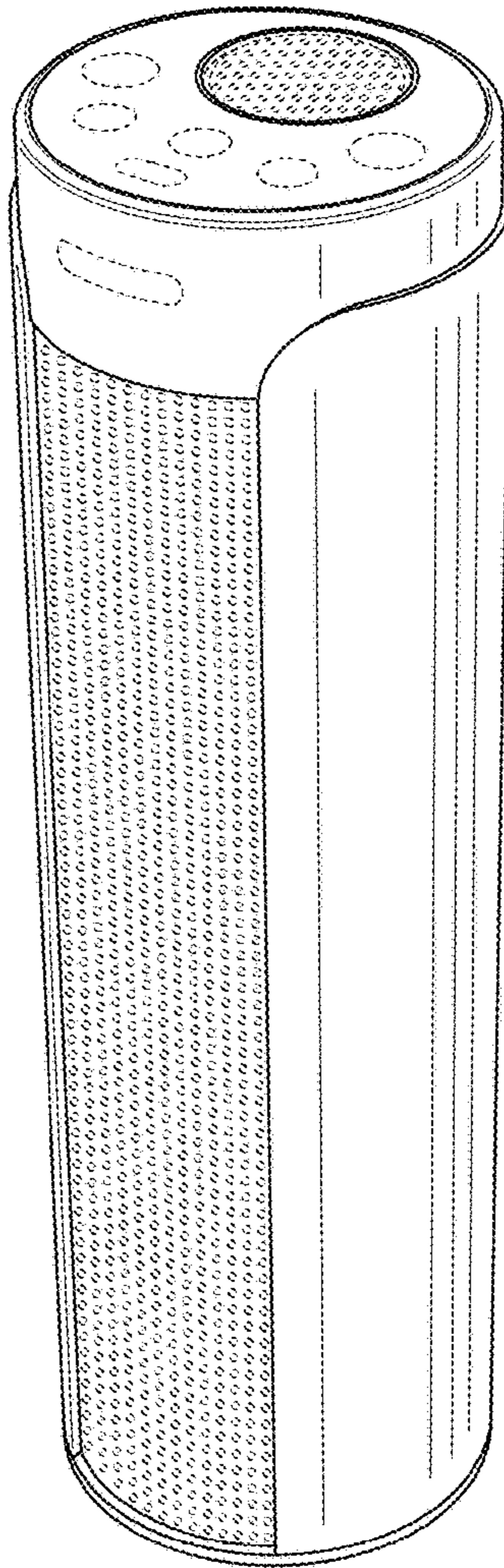


FIG.1

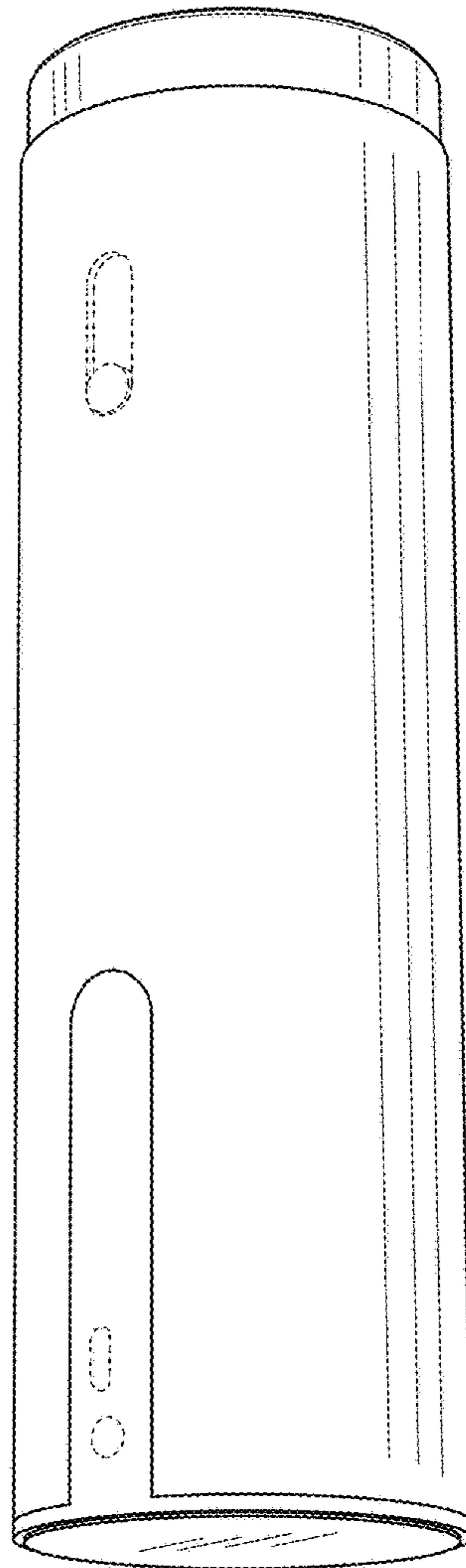


FIG. 2

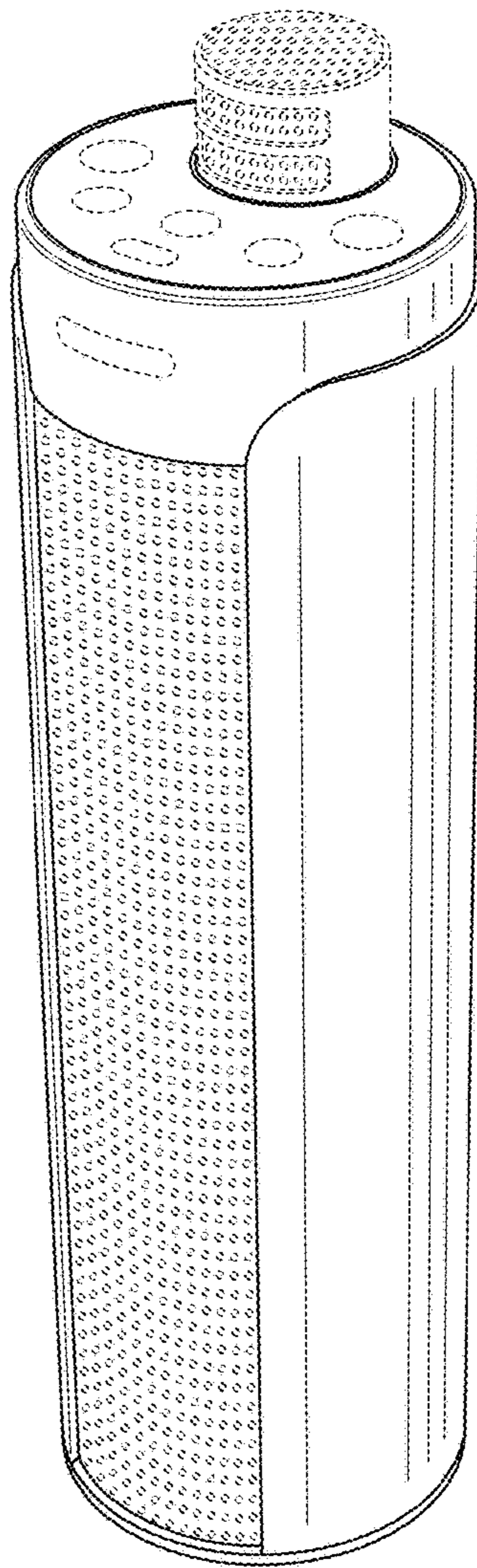


FIG.3

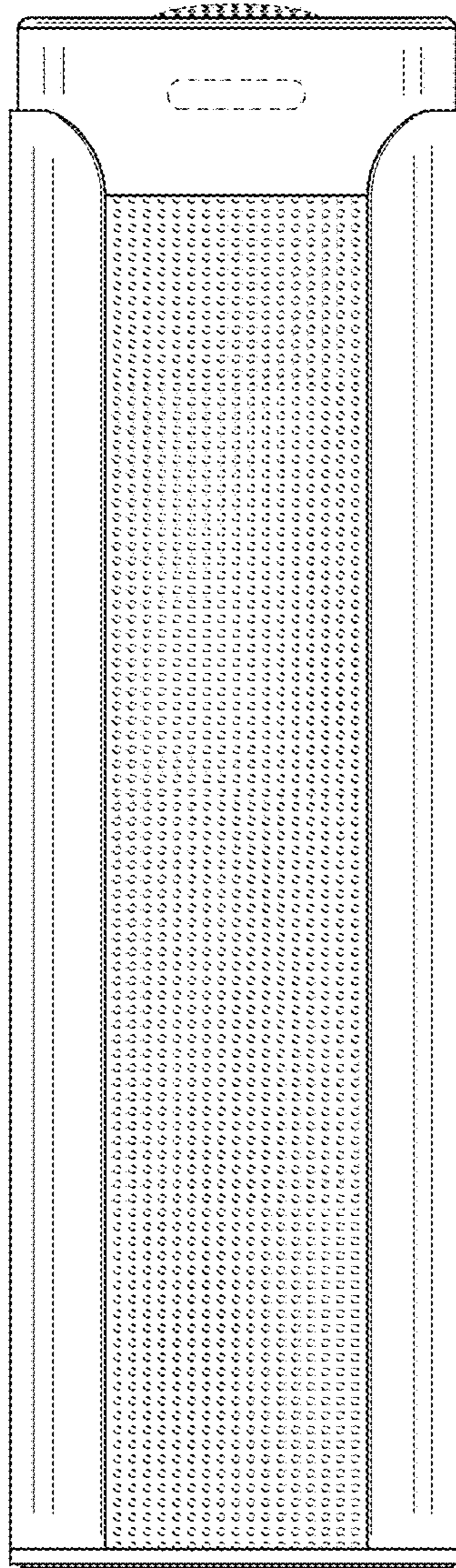


FIG.4




FIG.5

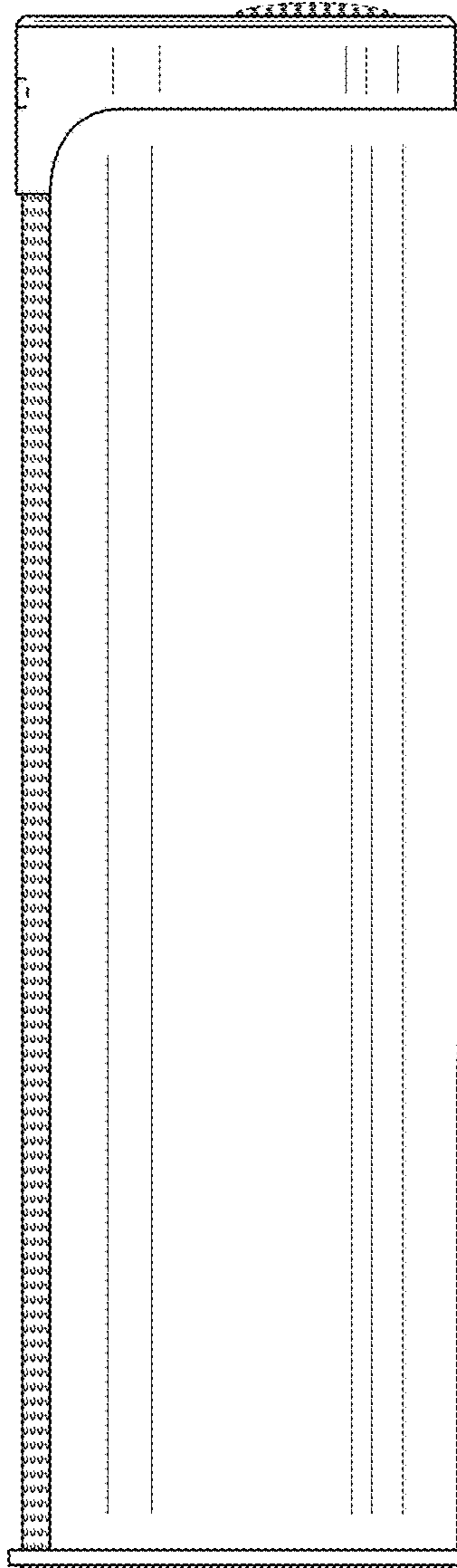


FIG.6




FIG.7

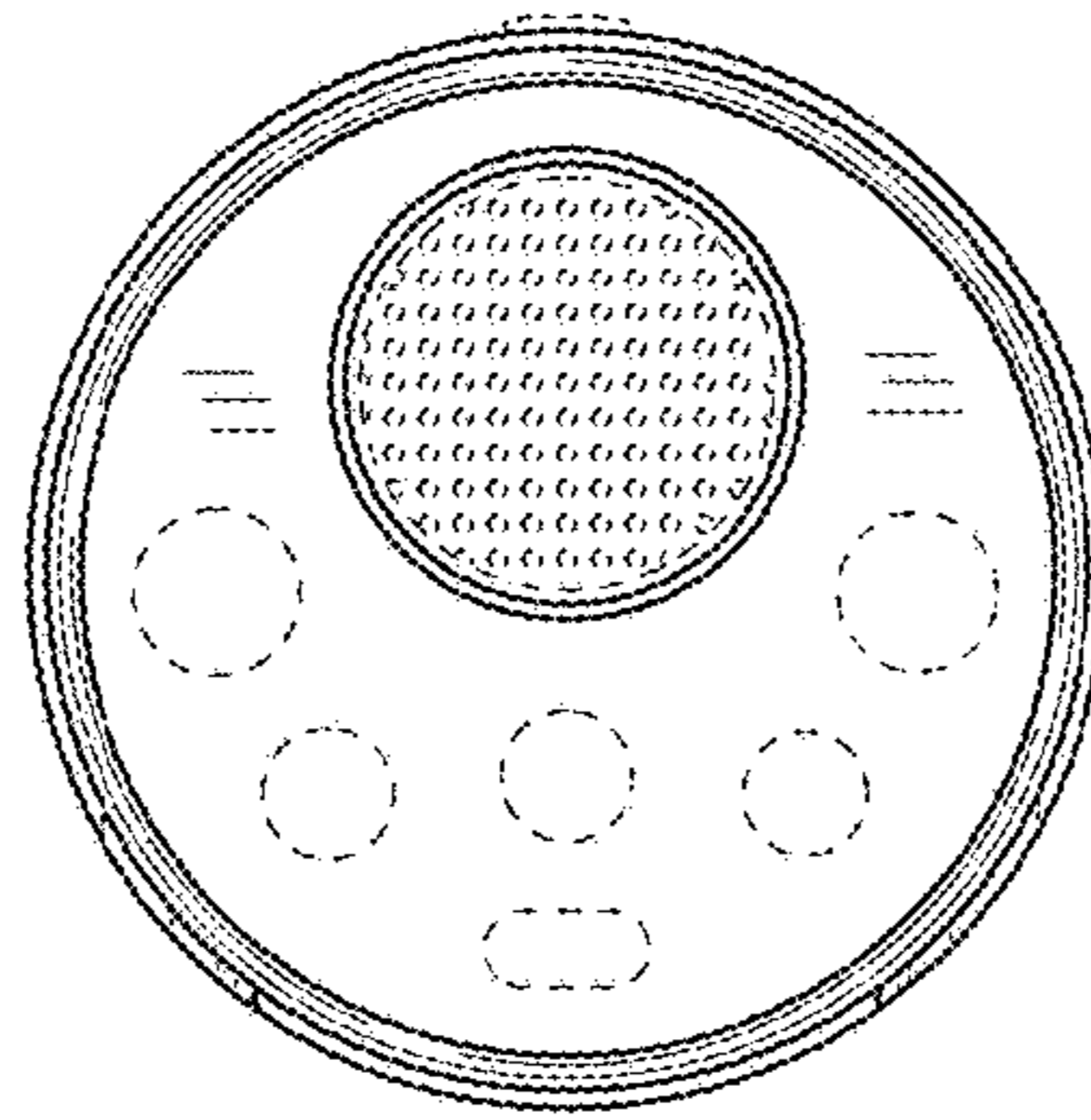


FIG. 8

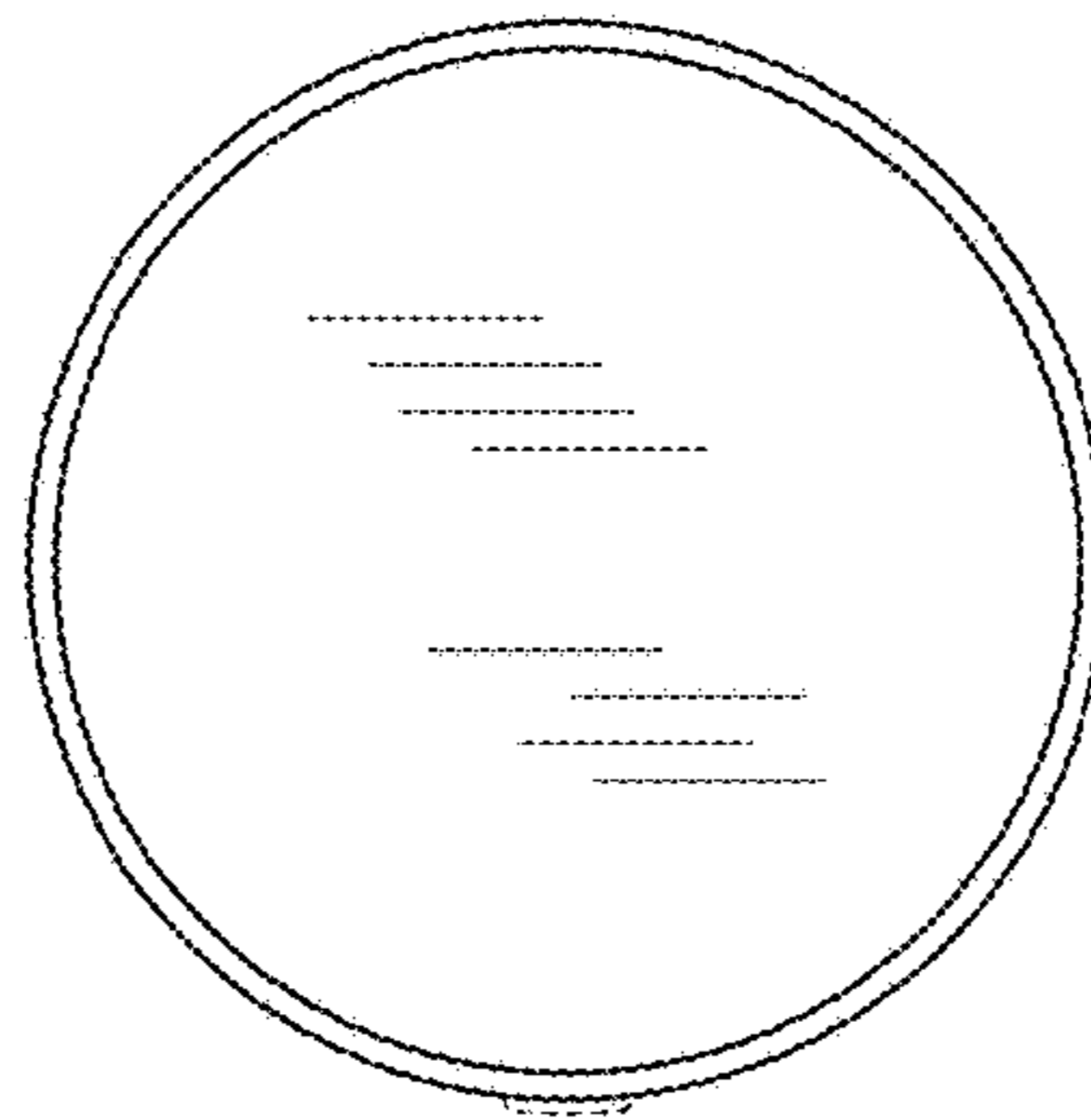


FIG. 9