

US00D849756S

(12) **United States Design Patent**
Fortson et al.

(10) **Patent No.:** **US D849,756 S**

(45) **Date of Patent:** **** May 28, 2019**

(54) **DISPLAY SCREEN WITH ANIMATED GRAPHICAL USER INTERFACE**

(71) Applicant: **ServiceNow, Inc.**, Santa Clara, CA (US)

(72) Inventors: **Michael Fortson**, Tiburon, CA (US);
Rahim Yaseen, Redwood City, CA (US); **Hasan Rizvi**, Portola Valley, CA (US)

(73) Assignee: **SERVICENOW, INC.**, Santa Clara, CA (US)

(**) Term: **15 Years**

(21) Appl. No.: **29/605,072**

(22) Filed: **May 23, 2017**

(51) **LOC (11) Cl.** **14-04**

(52) **U.S. Cl.**
USPC **D14/485**

(58) **Field of Classification Search**
USPC D14/485-495
CPC G06F 17/211; G06F 17/212; G06F 3/1251;
G06F 3/0481; G06F 2203/04807
See application file for complete search history.

(56) **References Cited**

U.S. PATENT DOCUMENTS

D730,382 S *	5/2015	Brinda	D14/488
D736,247 S *	8/2015	Chen	D14/488
D766,298 S *	9/2016	Bae	D14/486
D770,491 S *	11/2016	Jung	D14/486
D770,512 S *	11/2016	Koser	D14/487
D773,523 S *	12/2016	Kisselev	D14/488
D785,641 S *	5/2017	Jon	D14/485
D786,294 S *	5/2017	Foss	D14/486
D789,960 S *	6/2017	Alonso Ruiz	D14/486

D789,983 S *	6/2017	Kim	D14/486
D791,152 S *	7/2017	Ouilhet	D14/486
D791,169 S *	7/2017	Sun	D14/488
D792,903 S *	7/2017	Park	D14/486
D794,041 S *	8/2017	Jon	D14/485
D817,969 S *	5/2018	Potts	D14/485
D817,972 S *	5/2018	Karunamuni	D14/485
D826,243 S *	8/2018	Broughton	D14/485
D829,733 S *	10/2018	Clapper	D14/485
D830,375 S *	10/2018	Phillips	D14/485
D831,671 S *	10/2018	Laing	D14/485
D832,278 S *	10/2018	Cognetta	D14/485
D834,042 S *	11/2018	Bae	D14/485
D834,596 S *	11/2018	Bae	D14/485

* cited by examiner

Primary Examiner — Darlington Ly

Assistant Examiner — Daniel J Domino

(74) *Attorney, Agent, or Firm* — Fletcher Yoder PC

(57) **CLAIM**

The ornamental design for a display screen with animated graphical user interface, as shown and described.

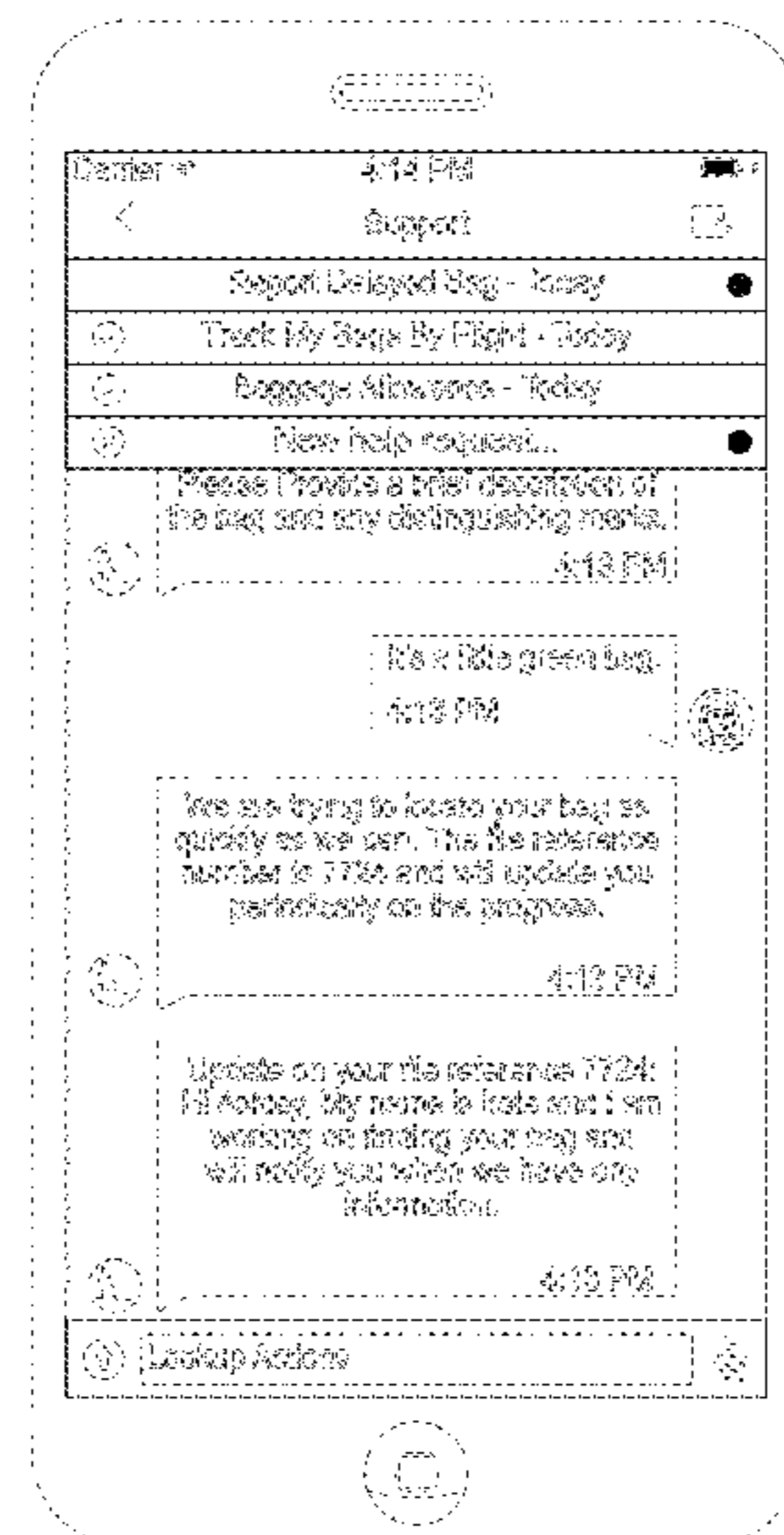
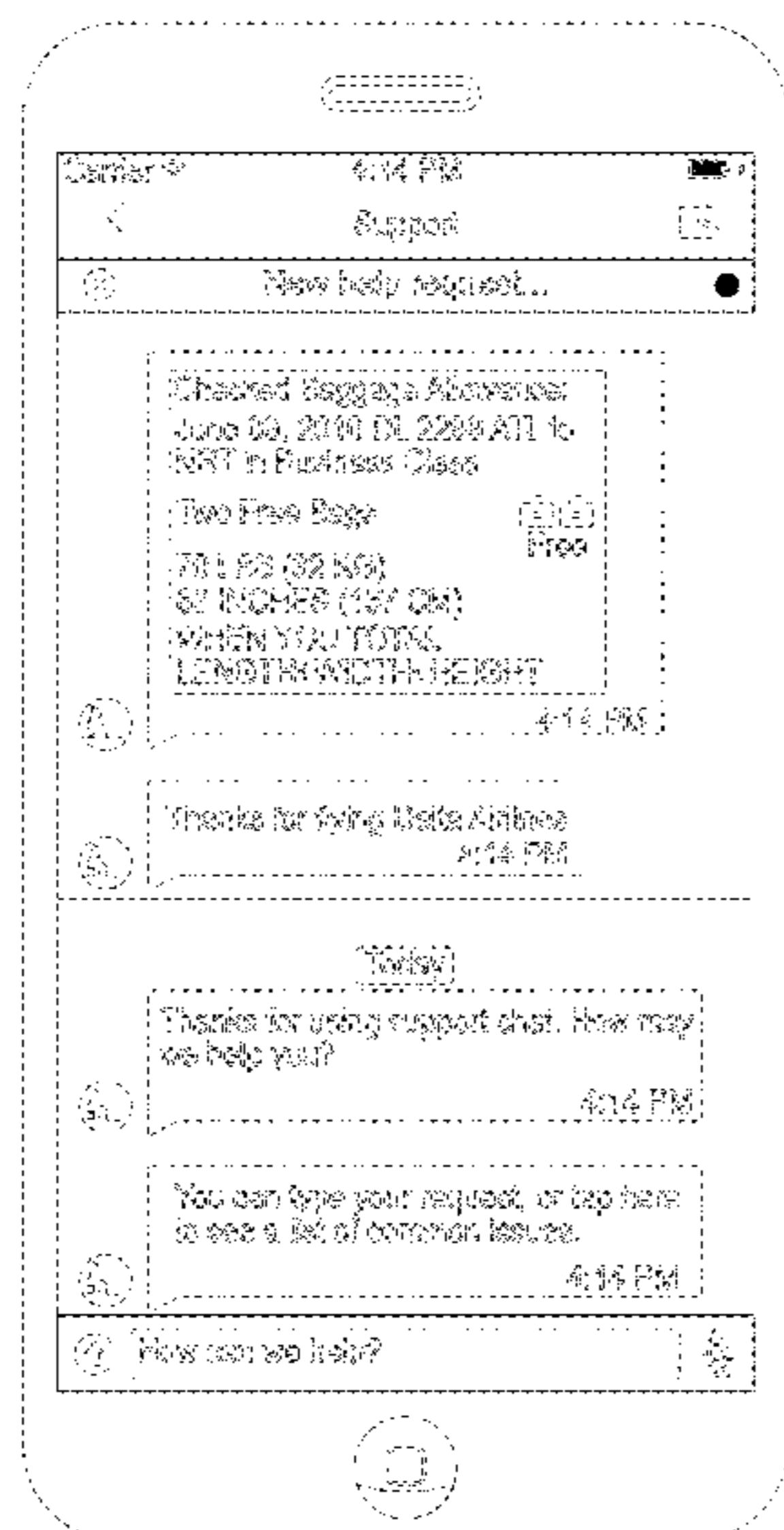
DESCRIPTION

FIG. 1 is a front view of a first image of a display screen with animated graphical user interface showing our new design; FIG. 2 is the second image thereof; and, FIG. 3 is the third image thereof.

The appearance of the graphical user interface transitions sequentially between the images shown in FIGS. 1-3. The process or period in which one image transitions to another forms no part of the claimed design.

The broken lines showing an electronic device illustrate environmental subject matter, whereas the broken lines showing a display screen and elements of the graphical user interface illustrate portions of the article. No subject matter depicted in broken lines form part of the claimed design.

1 Claim, 3 Drawing Sheets






FIG. 1

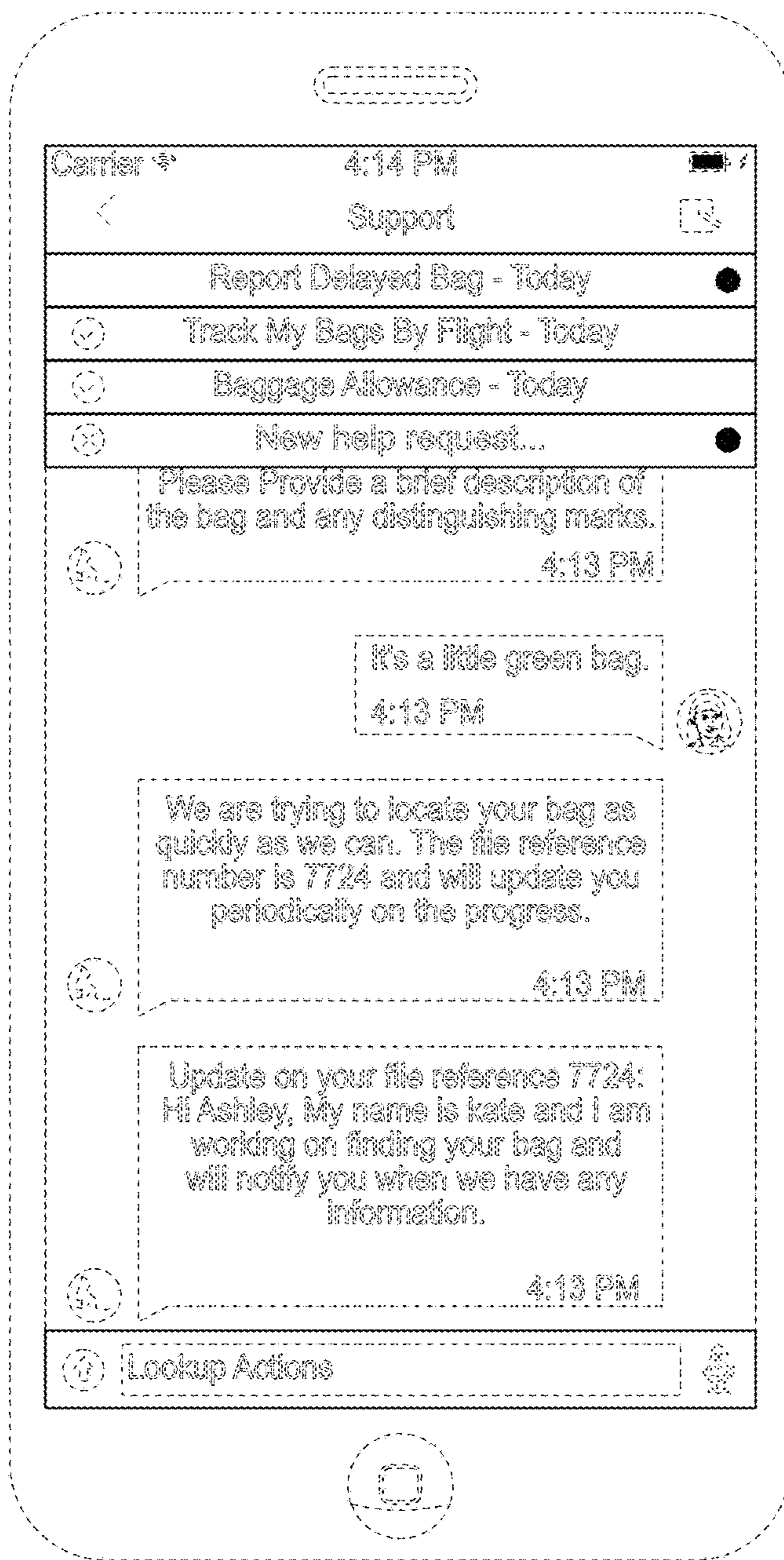


FIG. 2

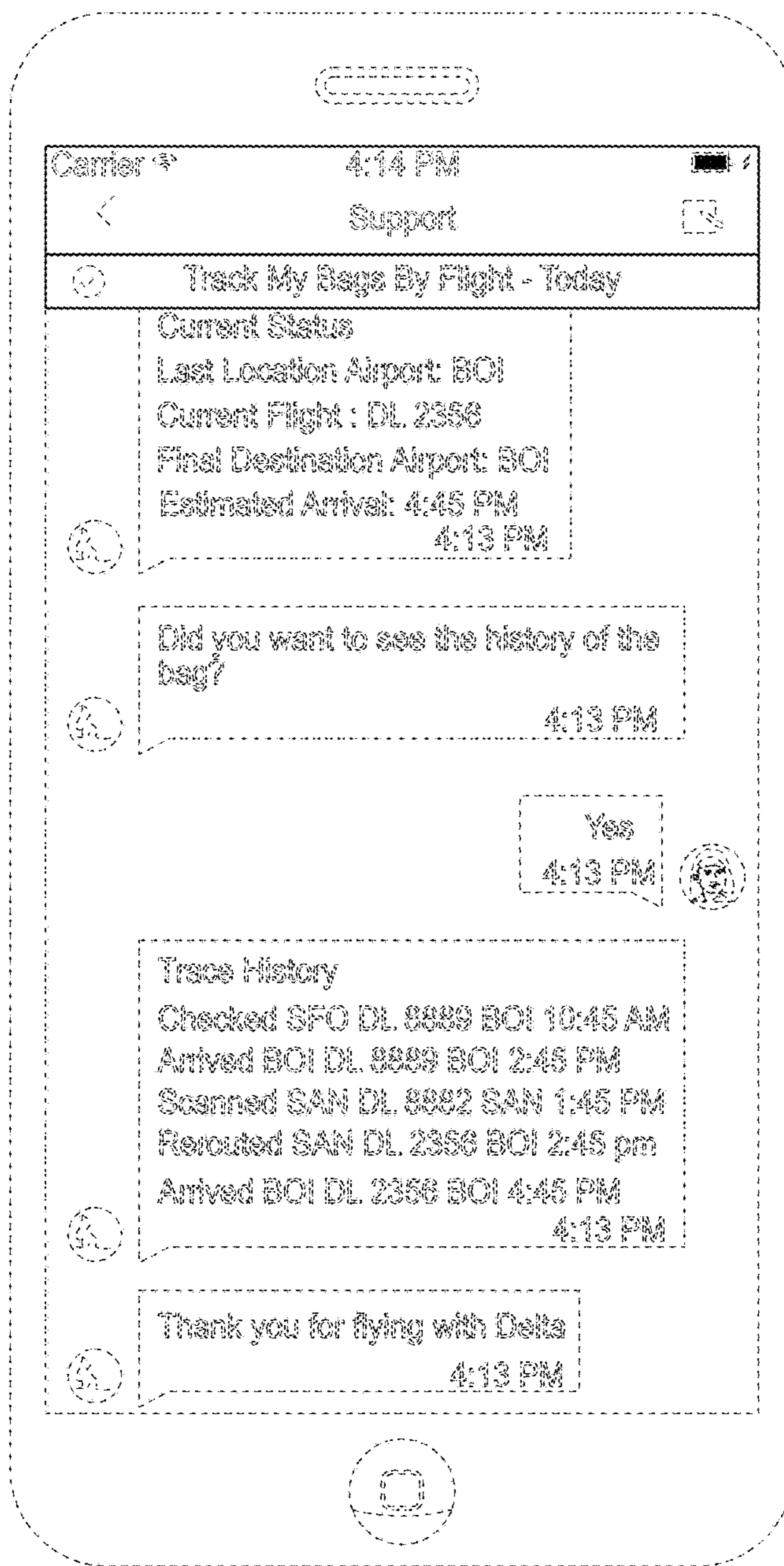


FIG. 3