

US00D849751S

(12) **United States Design Patent** (10) **Patent No.:** **US D849,751 S**  
**Brown et al.** (45) **Date of Patent:** **\*\* May 28, 2019**

- (54) **ELECTRONIC DEVICE SLEEVE**
- (71) Applicant: **Incase Designs Corp.**, Los Angeles, CA (US)
- (72) Inventors: **Jonathan Brown**, Monrovia, CA (US);  
**Hyun Hong**, Los Angeles, CA (US);  
**Allen Min Choi**, Union City, CA (US)
- (73) Assignee: **Incase Designs Corp.**, Irvine, CA (US)
- (\*\*) Term: **15 Years**
- (21) Appl. No.: **29/661,203**
- (22) Filed: **Aug. 24, 2018**

**Related U.S. Application Data**

- (60) Division of application No. 29/578,406, filed on Sep. 21, 2016, now Pat. No. Des. 827,651, which is a division of application No. 29/522,407, filed on Mar. 30, 2015, now Pat. No. Des. 775,628, which is a continuation-in-part of application No. 14/673,495, filed on Mar. 30, 2015, now Pat. No. 9,642,428.
- (51) **LOC (11) Cl.** ..... **14-02**
- (52) **U.S. Cl.**  
USPC ..... **D14/440**
- (58) **Field of Classification Search**  
USPC ..... D14/440; 206/45.23, 320, 45.2;  
361/679.55; 294/25; 224/218  
CPC ... G06F 1/1628; G06F 1/1626; A47B 23/044;  
H04B 1/3888; H05K 5/0217  
See application file for complete search history.

- (56) **References Cited**  
U.S. PATENT DOCUMENTS  
D654,263 S \* 2/2012 Mahmood ..... D3/201  
D670,293 S \* 11/2012 Shimizu ..... D14/440  
D765,086 S \* 8/2016 Lee ..... D14/440  
D774,036 S \* 12/2016 Kuntz ..... D14/440  
D811,411 S \* 2/2018 Moore ..... D14/440  
D832,268 S \* 10/2018 Mecchella ..... D14/440  
D832,851 S \* 11/2018 Mecchella ..... D14/440  
2012/0043235 A1 \* 2/2012 Klement ..... A45C 11/00  
206/320

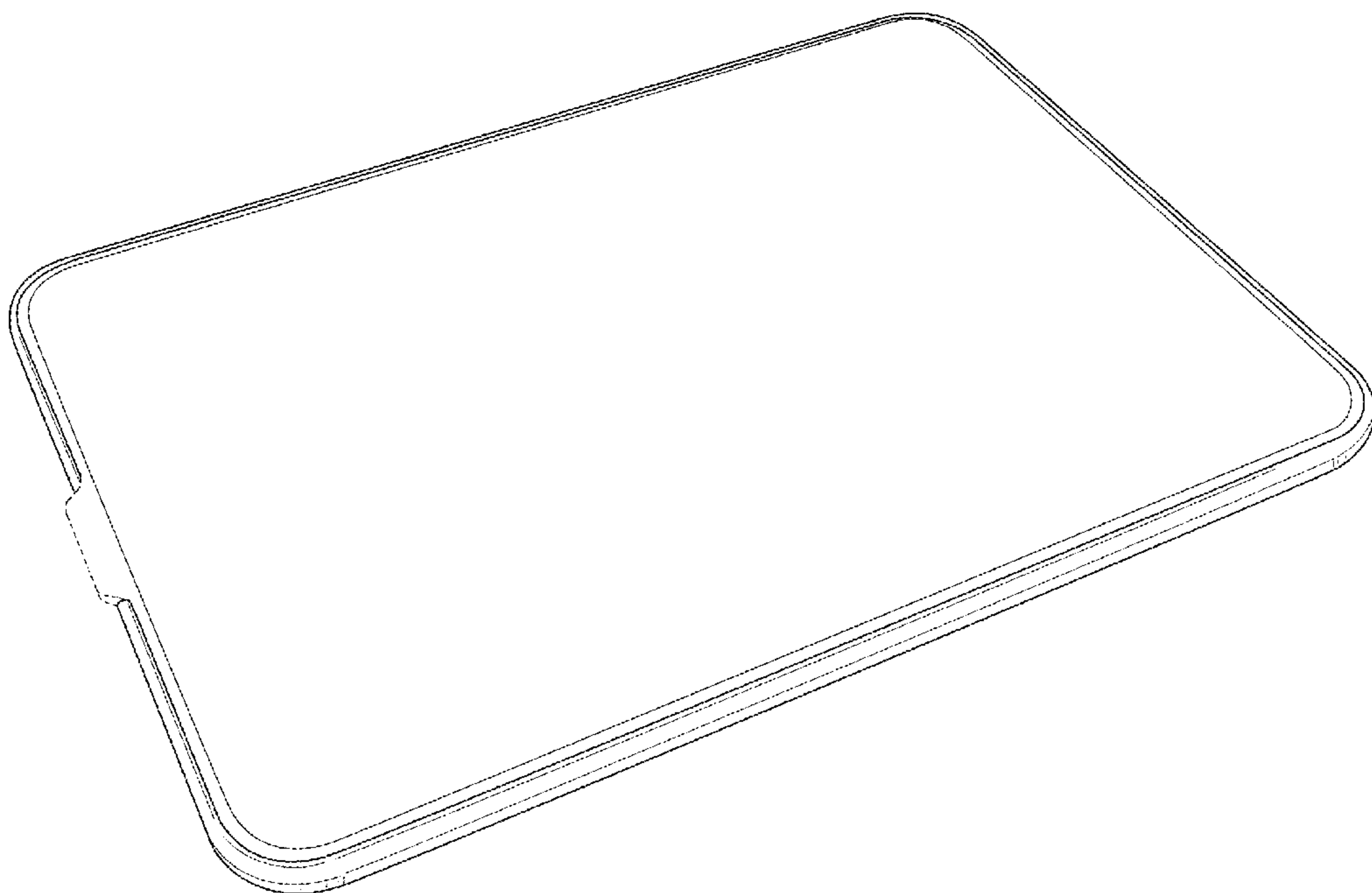
\* cited by examiner  
*Primary Examiner* — Cynthia R Underwood  
(74) *Attorney, Agent, or Firm* — Manatt, Phelps & Phillips, LLP

(57) **CLAIM**  
The ornamental design for an electronic device sleeve, as shown and described.

**DESCRIPTION**

FIG. 1 is a front view of an electronic device sleeve showing our new design.  
FIG. 2 is a back view thereof.  
FIG. 3 is an upper-side view thereof.  
FIG. 4 is a lower-side view thereof.  
FIG. 5 is a left-side view thereof. A right-side view thereof is a mirror image of FIG. 5; and,  
FIG. 6 is a front perspective view thereof.  
The broken lines depict environmental structure and form no part of the claim.

**1 Claim, 5 Drawing Sheets**






FIG. 1




FIG. 2




FIG. 3




FIG. 4

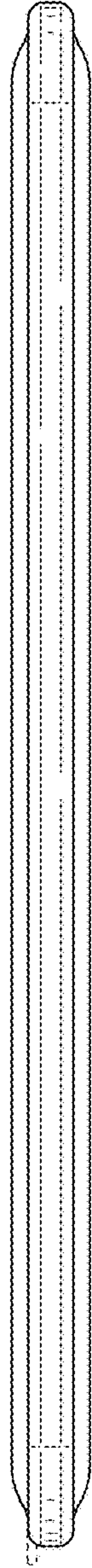


FIG. 5

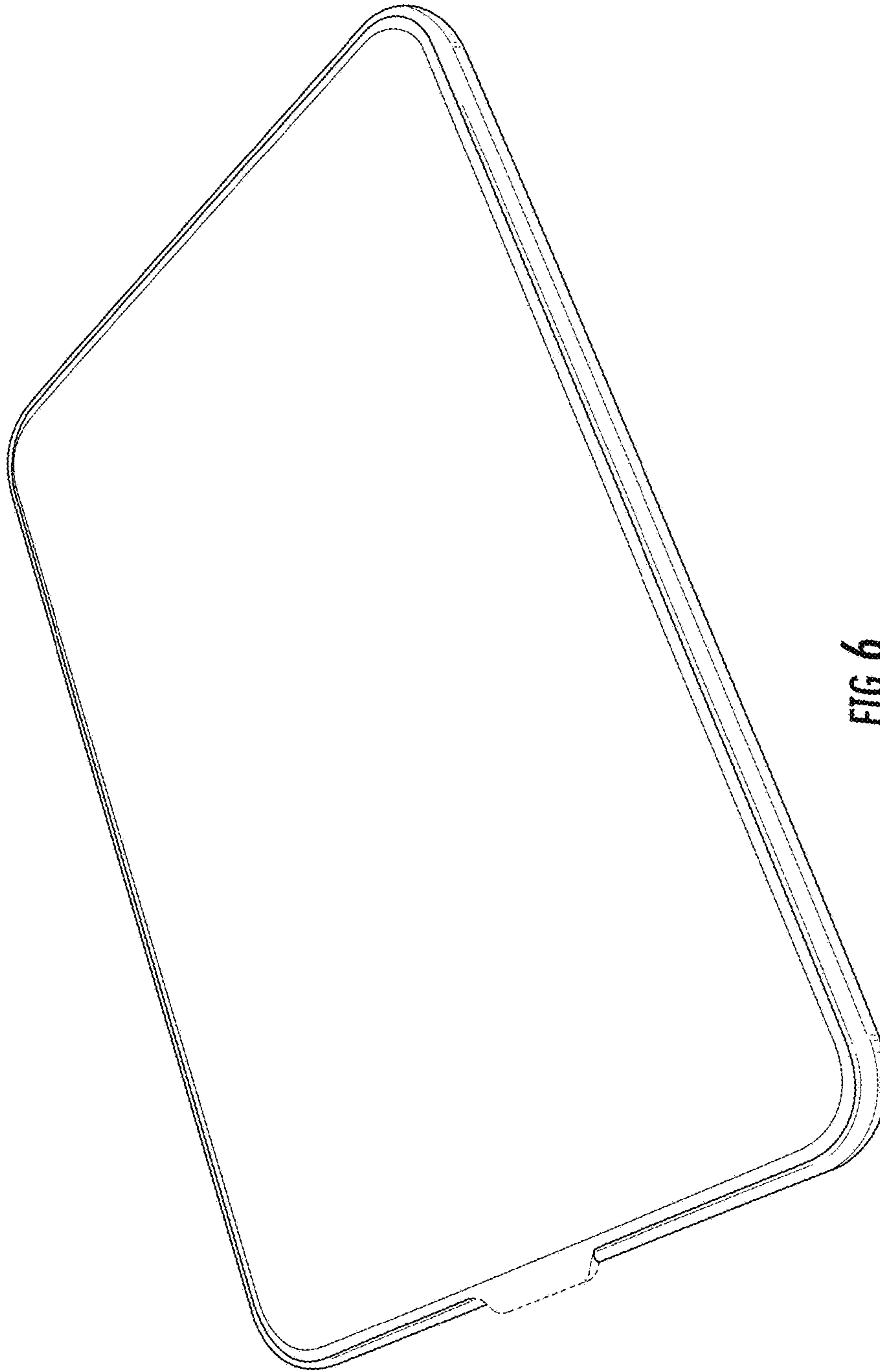


FIG. 6