



US00D849732S

(12) **United States Design Patent**
Mischel

(10) **Patent No.:** **US D849,732 S**

(45) **Date of Patent:** **** May 28, 2019**

(54) **LIGHTING ATTACHMENT FOR MOBILE ELECTRONIC COMMUNICATIONS DEVICE**

(71) Applicant: **R.A.M. INNOVATIONS, LLC**, Dobbs Ferry, NY (US)

(72) Inventor: **Aaron Mischel**, Thousand Oaks, CA (US)

(73) Assignee: **R.A.M. Innovations, LLC**, Dobbs Ferry, NY (US)

(**) Term: **15 Years**

(21) Appl. No.: **29/602,047**

(22) Filed: **Apr. 27, 2017**

(51) **LOC (11) Cl.** **14-03**

(52) **U.S. Cl.**
USPC **D14/250; D14/255**

(58) **Field of Classification Search**
USPC D3/215, 218, 232, 233, 239, 242, D3/245-251, 269, 273, 301, 303, 255;
(Continued)

(56) **References Cited**

U.S. PATENT DOCUMENTS

5,130,853 A * 7/1992 Sakurai G02B 25/002
359/803
5,508,757 A * 4/1996 Chen H04N 5/65
348/818

(Continued)

FOREIGN PATENT DOCUMENTS

CN 204116773 U 1/2015

OTHER PUBLICATIONS

International Search Report and Written Opinion for PCT/US2017/030105 dated Jul. 13, 2017, 10 pgs.

Primary Examiner — Susan E Krakower

Assistant Examiner — L. A. Grabenstetter

(74) *Attorney, Agent, or Firm* — Martin & Ferraro, LLP

(57) **CLAIM**

The ornamental design for a lighting attachment for mobile electronic communications device, as shown and described.

DESCRIPTION

FIG. 1 is a top, rear, right side perspective view of a lighting attachment for mobile electronic communications device in the closed configuration, with the mobile electronic communications device shown in broken lines, showing my new design;

FIG. 2 is a top plan view of the lighting attachment for mobile electronic communications device of FIG. 1;

FIG. 3 is a bottom plan view of the lighting attachment for mobile electronic communications device of FIG. 1;

FIG. 4 is a rear elevational view of the lighting attachment for mobile electronic communications device of FIG. 1;

FIG. 5 is a front elevational view of the lighting attachment for mobile electronic communications device of FIG. 1;

FIG. 6 is a left side elevational view of the lighting attachment for mobile electronic communications device of FIG. 1;

FIG. 7 is a right side elevational view of the lighting attachment for mobile electronic communications device of FIG. 1;

FIG. 8 is a top, rear, right side perspective view of the lighting attachment for mobile electronic communications device of FIG. 1 in the open configuration;

FIG. 9 is a rear elevational view of the lighting attachment for mobile electronic communications device of FIG. 8;

FIG. 10 is a front elevational view of the lighting attachment for mobile electronic communications device of FIG. 8;

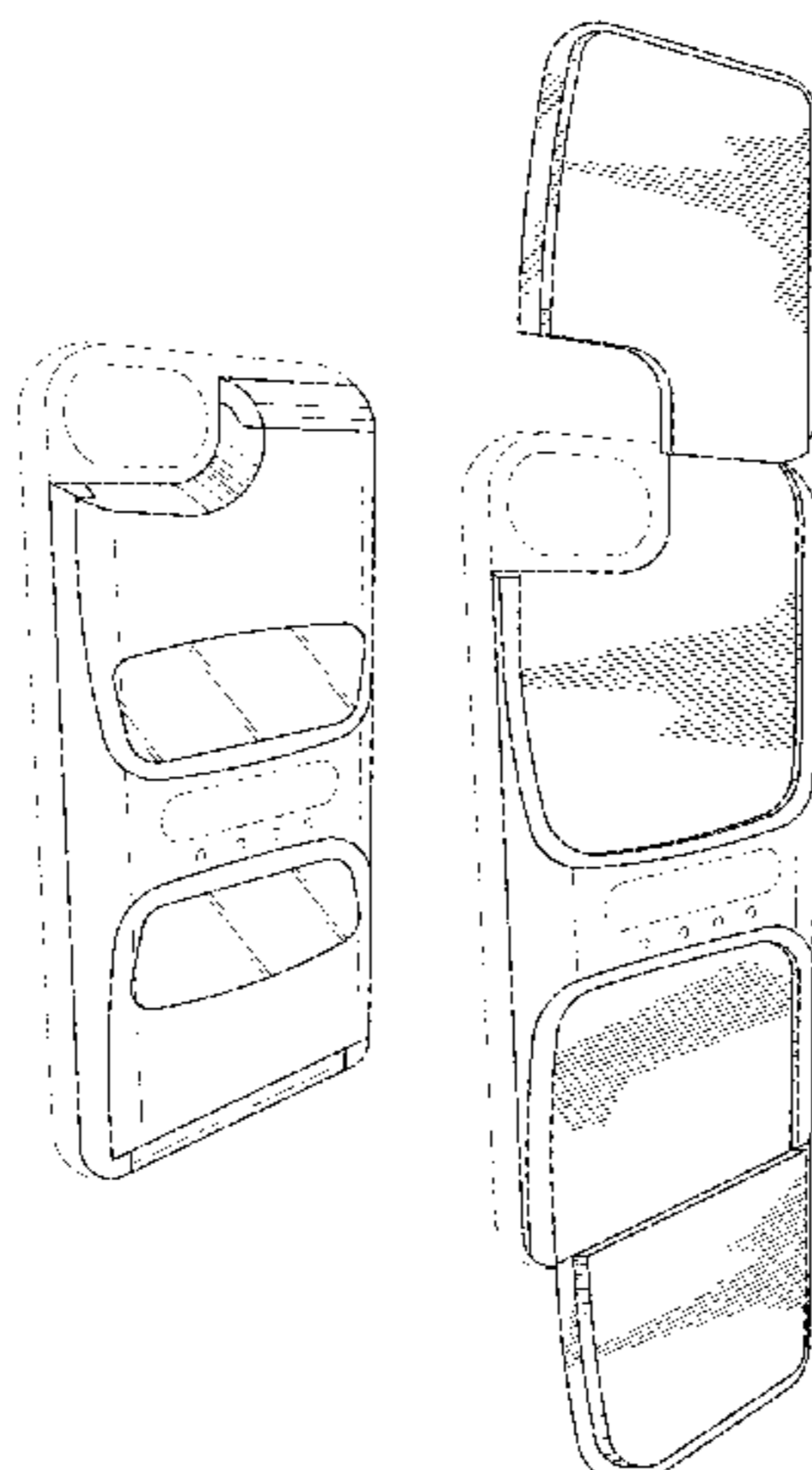
FIG. 11 is a left side elevational view of the lighting attachment for mobile electronic communications device of FIG. 8;

FIG. 12 is a right side elevational view of the lighting attachment for mobile electronic communications device of FIG. 8;

FIG. 13 is a top plan view of the lighting attachment for mobile electronic communications device of FIG. 8; and,

FIG. 14 is a bottom plan view of the lighting attachment for mobile electronic communications device of FIG. 8.

(Continued)



The broken line depict portions of the lighting attachment for mobile electronic communications device that form no part of the claimed design. The broken lines showing an electronic communications device is environmental subject matter which forms no part of the claimed design.

1 Claim, 6 Drawing Sheets

(58) Field of Classification Search

USPC D13/103, 107, 108, 119; D14/137, D14/138 R, 138 AA, 138 C, 138 G, D14/203.3-203.7, 217, 238.1, 247, 248, D14/250, 251-253, 440, 447
 CPC H04B 1/3888; H04M 1/0283; H04M 1/0202; A45C 1/06; A45C 2011/002; A45C 11/00; A45F 2005/028; A45F 2200/0525

See application file for complete search history.

(56) References Cited

U.S. PATENT DOCUMENTS

5,555,157 A * 9/1996 Moller G06F 1/1626 312/223.2
 5,588,546 A 12/1996 Farside
 D416,948 S * 11/1999 Soga D21/329
 D421,678 S * 3/2000 Levy D3/279
 6,239,968 B1 * 5/2001 Kim G06F 1/1626 206/320
 D460,495 S * 7/2002 Naghi D21/333
 6,525,928 B1 * 2/2003 Madsen G06F 1/1628 361/679.56
 6,575,323 B1 6/2003 Martin et al.
 D634,762 S * 3/2011 Levine D16/135
 7,938,550 B2 5/2011 Takenaka
 7,960,682 B2 6/2011 Gardner, Jr.

D651,204 S * 12/2011 Wibby D14/250
 D658,164 S * 4/2012 Chan D14/238.1
 D658,373 S * 5/2012 Gros D12/414.1
 8,428,644 B1 4/2013 Harooni
 8,538,376 B2 9/2013 Lee et al.
 8,560,031 B2 * 10/2013 Barnett F16M 11/10 455/575.8
 D695,731 S * 12/2013 Adami D14/250
 8,724,983 B2 5/2014 Yeh
 D710,837 S * 8/2014 Chaney D14/250
 D712,890 S * 9/2014 McCormac D14/250
 D718,758 S * 12/2014 Jaffee D14/250
 9,110,355 B1 8/2015 Nourbakhsh
 D741,939 S * 10/2015 Chang D14/250
 D756,341 S * 5/2016 Kim D14/250
 D756,979 S * 5/2016 Kim D14/250
 9,395,606 B1 7/2016 Harris
 9,464,796 B2 10/2016 Shoemake et al.
 D772,881 S * 11/2016 Chang D14/440
 D777,154 S * 1/2017 McGowan D14/250
 9,593,842 B2 3/2017 Shoemake et al.
 9,625,788 B2 4/2017 Chang
 9,715,163 B2 7/2017 Williams
 9,726,960 B2 8/2017 Xu
 D812,418 S * 3/2018 Dennis D7/391
 2010/0134679 A1 6/2010 Lin
 2011/0195753 A1 8/2011 Mock et al.
 2011/0292277 A1 12/2011 Cheng
 2013/0069499 A1 3/2013 Modrell
 2013/0201653 A1 8/2013 Shoemake et al.
 2014/0055978 A1 2/2014 Gantz et al.
 2014/0140049 A1 5/2014 Cotelo
 2014/0226300 A1 8/2014 O'Neill et al.
 2014/0340573 A1 11/2014 Clawson
 2015/0180527 A1 6/2015 Fathollahi
 2015/0323160 A1 11/2015 Duguid
 2015/0354793 A1 12/2015 Huang
 2016/0209025 A1 7/2016 Matthews
 2017/0195535 A1 7/2017 Schofield
 2018/0135815 A1 5/2018 Rowles

* cited by examiner

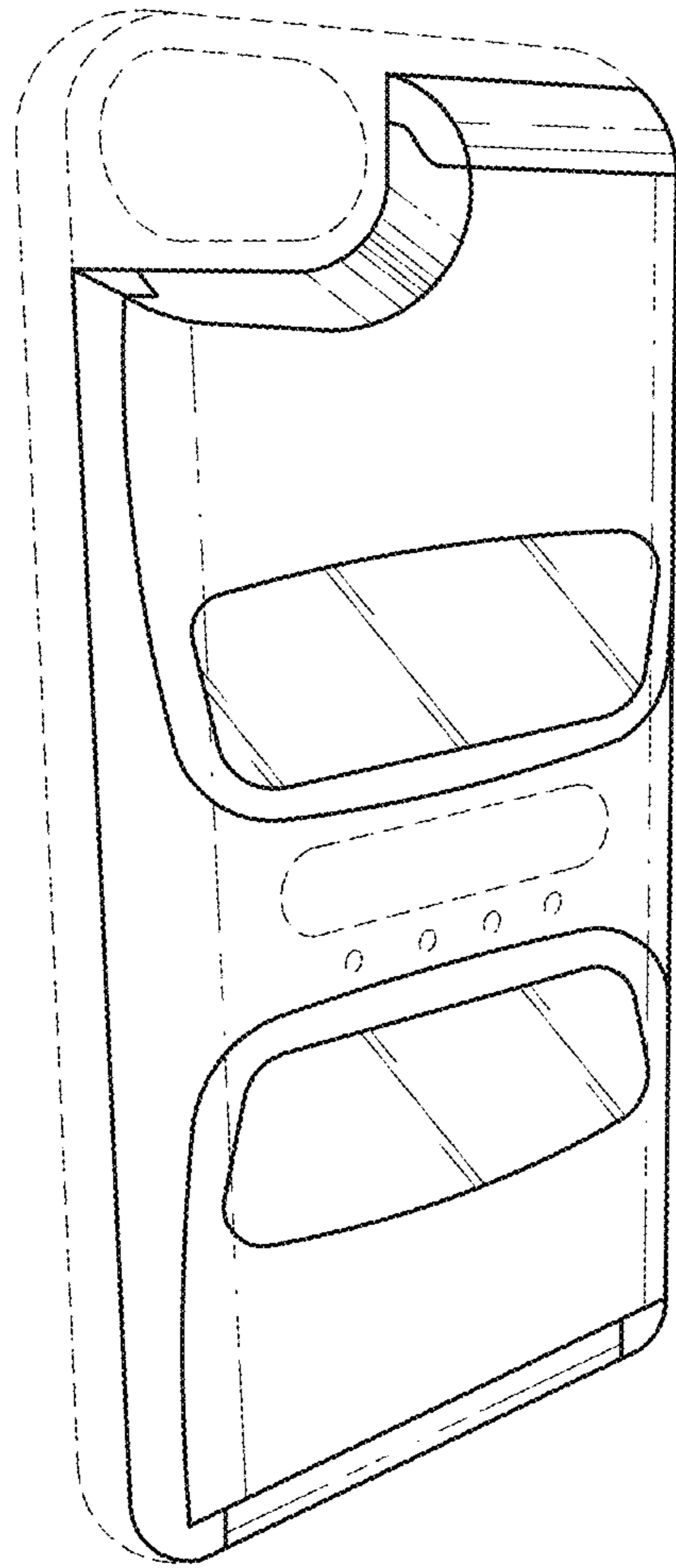


FIG. 1

FIG. 2

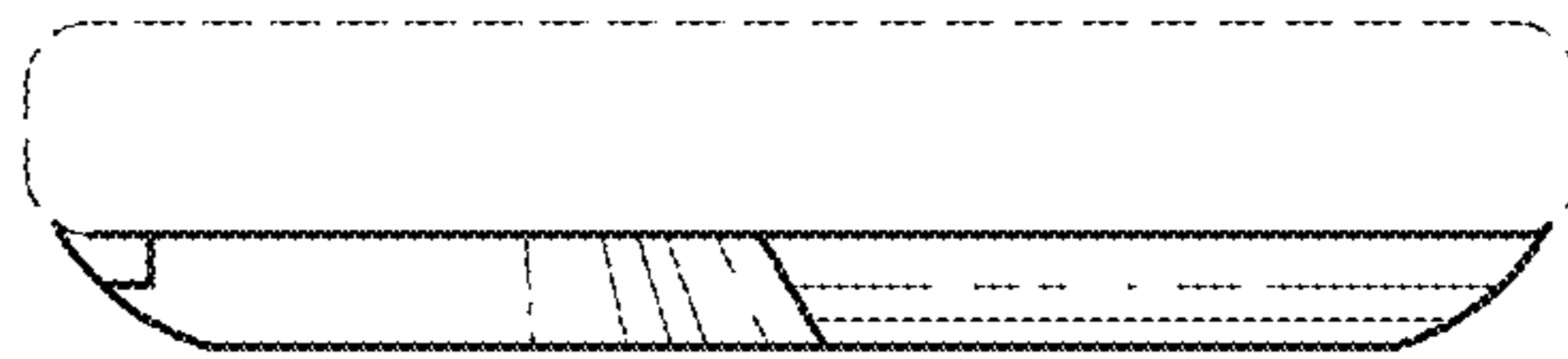



FIG. 3



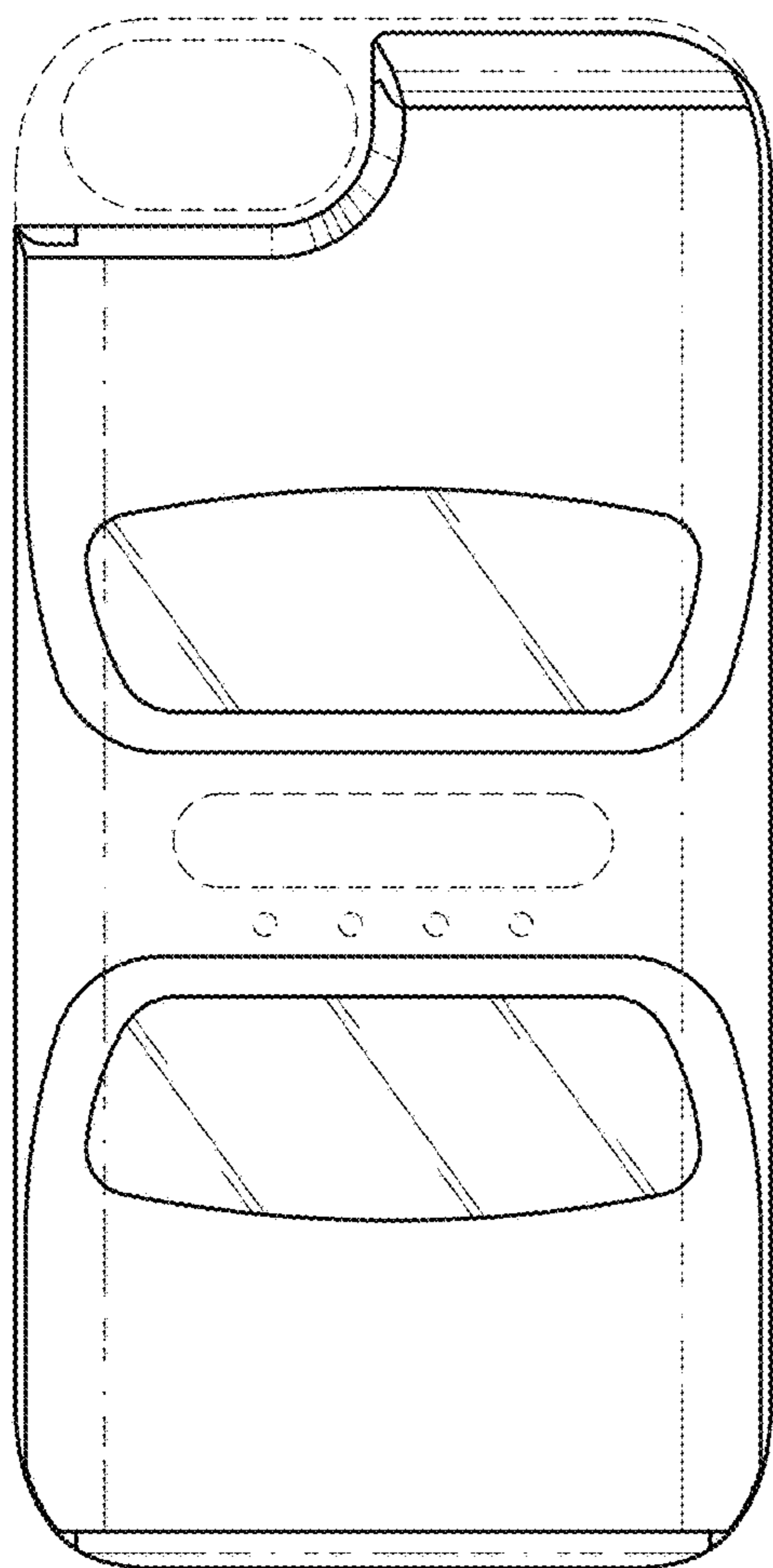


FIG. 4

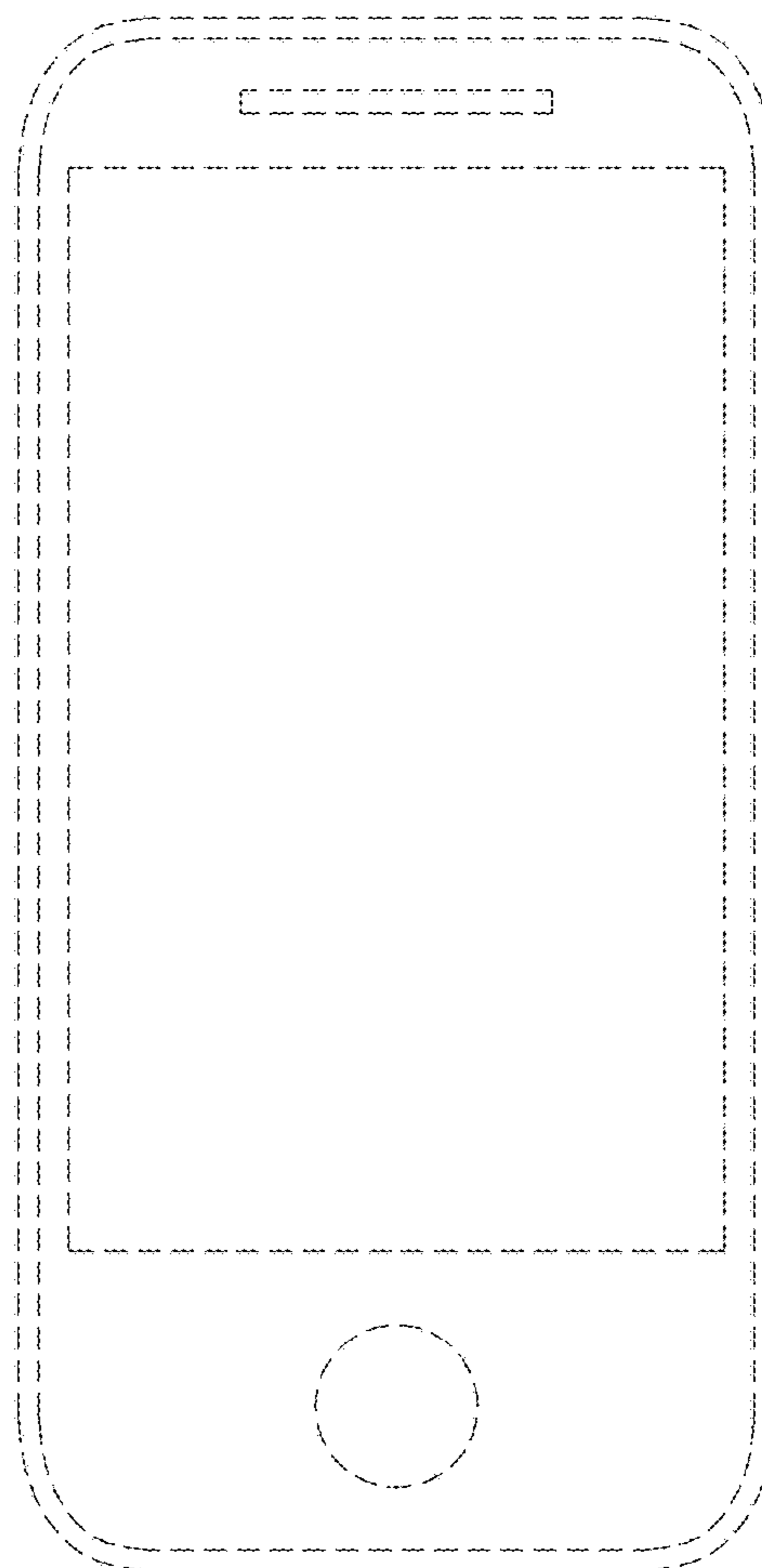


FIG. 5




FIG. 6




FIG. 7

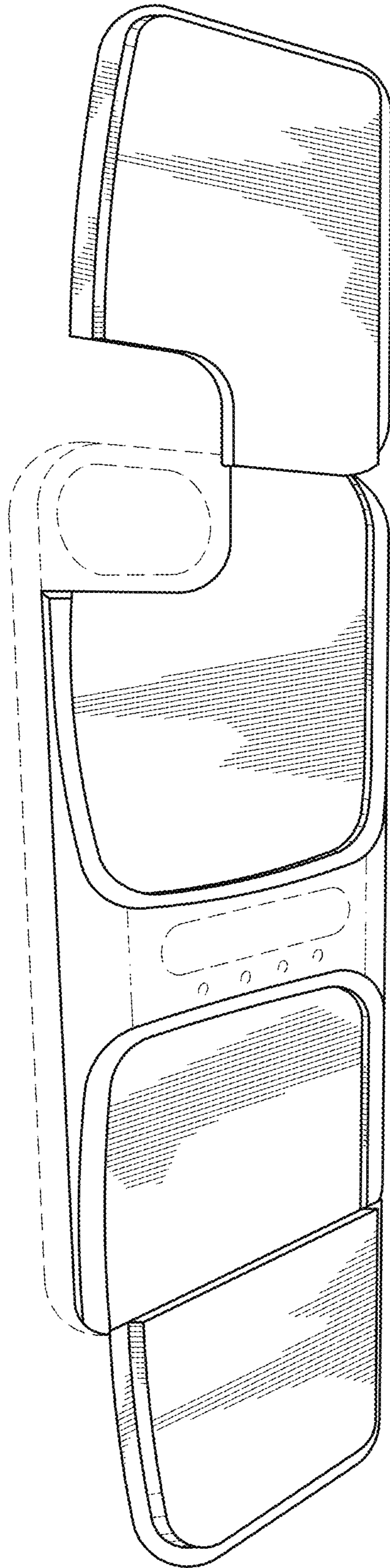


FIG. 8

FIG. 9

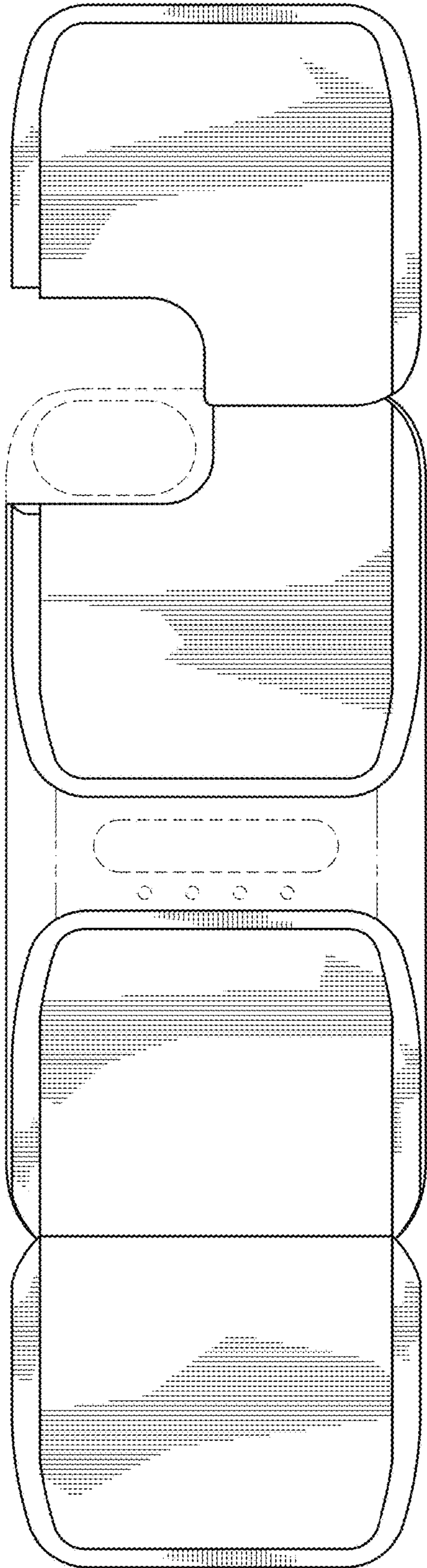
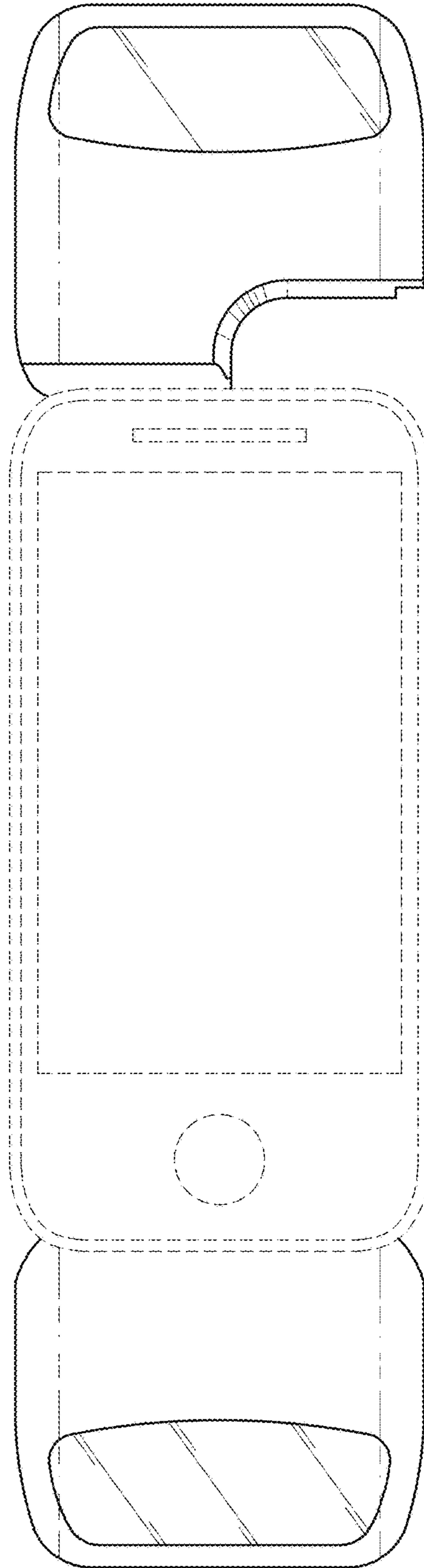


FIG. 10




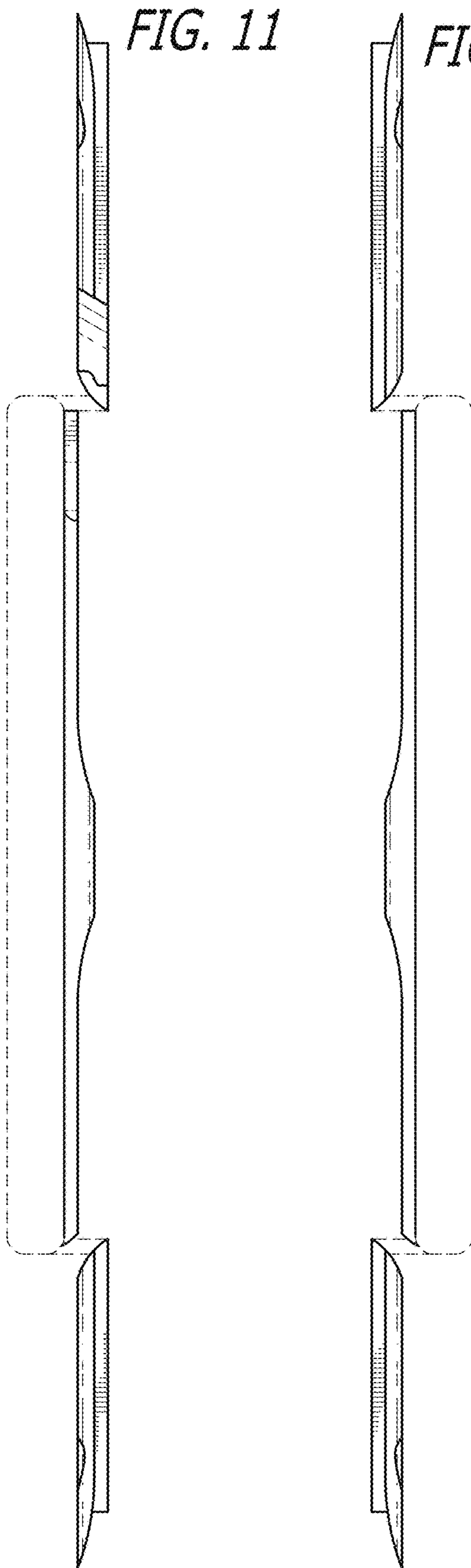


FIG. 13

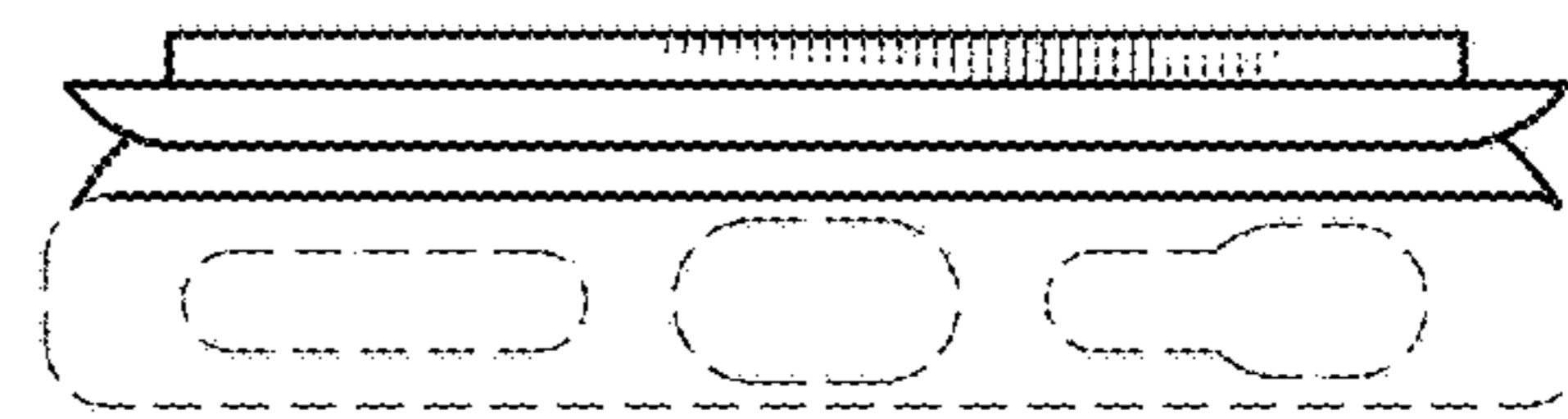


FIG. 14