



US00D849695S

(12) **United States Design Patent**  
**Adenau**

(10) **Patent No.:** **US D849,695 S**

(45) **Date of Patent:** **\*\* May 28, 2019**

(54) **PART OF LIGHTING CONTROL CONSOLE**

(71) Applicant: **MA Lighting Technology GmbH**,  
Waldbuettelbrunn (DE)

(72) Inventor: **Michael Adenau**, Würzburg (DE)

(73) Assignee: **MA Lighting Technology GmbH**,  
Waldbüttelbrunn (DE)

(\*\*) Term: **15 Years**

(21) Appl. No.: **29/626,015**

(22) Filed: **Nov. 14, 2017**

(30) **Foreign Application Priority Data**

Nov. 7, 2017 (EM) ..... 004497402-0036

(51) **LOC (11) Cl.** ..... **13-03**

(52) **U.S. Cl.**  
USPC ..... **D13/164**

(58) **Field of Classification Search**  
USPC ..... D13/162, 163, 164; D10/49, 50;  
D14/162, 175, 188, 217, 359, 486, 488,  
D14/496

CPC ..... H01H 3/12; H01H 13/04; H01H 9/02;  
H01H 9/16; H01H 9/18; H01H 9/181;  
H01H 9/182; H01H 2009/187; H05B  
33/0803; H05B 33/0806; H05B 37/02;  
H05B 37/0245; H05B 37/029; H05B  
37/0254; H05B 37/0272; H05B 39/02;  
H05B 39/04; H05B 39/085; H05B  
39/086; H05B 39/088

See application file for complete search history.

(56) **References Cited**

**U.S. PATENT DOCUMENTS**

5,455,748 A \* 10/1995 Cotten ..... H05B 37/029  
190/1  
D416,235 S \* 11/1999 Hanesworth ..... D13/164

D420,332 S \* 2/2000 Lee ..... D13/163  
D493,146 S \* 7/2004 Brett ..... D13/164  
7,821,781 B2 \* 10/2010 Adenau ..... H05B 37/029  
361/679.11  
8,138,689 B2 \* 3/2012 Adenau ..... H05B 37/0254  
315/292  
D666,159 S \* 8/2012 Adenau ..... D13/164  
D666,160 S \* 8/2012 Adenau ..... D13/164  
8,410,724 B2 \* 4/2013 Adenau ..... H05B 37/029  
315/312  
D692,414 S \* 10/2013 Ito ..... D14/217  
D707,189 S \* 6/2014 Martello ..... D13/164  
9,192,024 B2 \* 11/2015 Ohta ..... H05B 37/02  
D756,940 S \* 5/2016 Saisho ..... D13/164  
D778,262 S \* 2/2017 Ito ..... D14/217  
9,591,722 B2 \* 3/2017 Adenau ..... H05B 37/0245  
D824,881 S \* 8/2018 Jackson ..... D14/217  
2006/0103333 A1 \* 5/2006 Toms ..... H05B 37/029  
315/312  
2007/0103447 A1 \* 5/2007 Varian ..... G06F 3/0219  
345/173

(Continued)

*Primary Examiner* — Selina Sikder

(74) *Attorney, Agent, or Firm* — Quarles & Brady LLP

(57) **CLAIM**

The ornamental design for a part of lighting control console,  
as shown and described.

**DESCRIPTION**

FIG. 1 is a top view of a part of a lighting control console  
embodying my new design;

FIG. 2 is a top, front, right perspective view thereof;

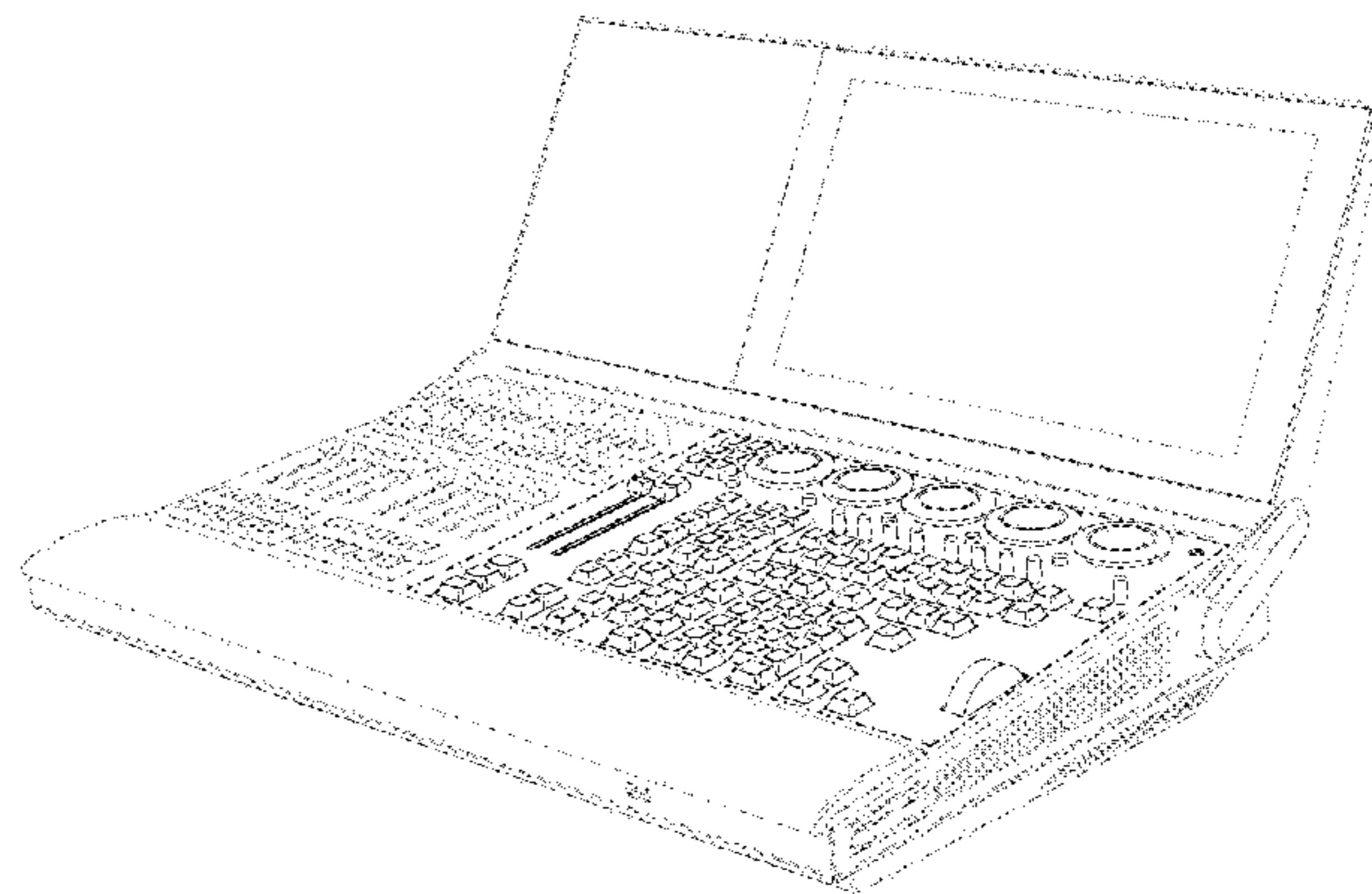
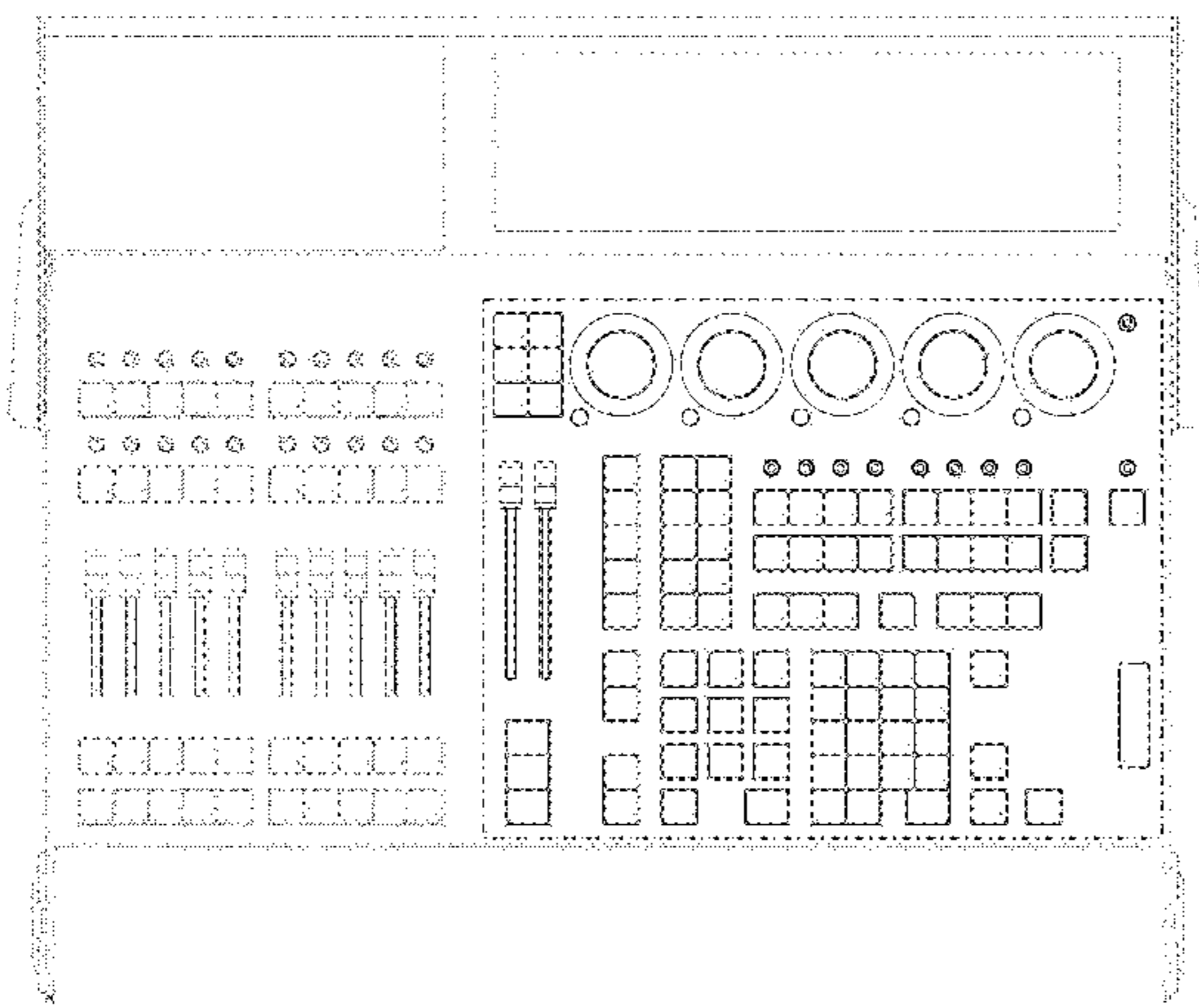
FIG. 3 is a front view thereof;

FIG. 4 is a left side view thereof; and,

FIG. 5 is a right side view thereof.

The broken lines in the drawings depict portions of the  
console that form no part of the claimed design. The  
dash-dot-lines form a boundary of the claim and form no  
part thereof.

**1 Claim, 5 Drawing Sheets**



(56)

**References Cited**

U.S. PATENT DOCUMENTS

2008/0012849 A1\* 1/2008 Snyder ..... G06F 3/0238  
345/418  
2009/0140667 A1\* 6/2009 Adenau ..... H05B 37/029  
315/292  
2009/0244883 A1\* 10/2009 Natsume ..... G02B 6/0018  
362/85  
2010/0188025 A1\* 7/2010 Adenau ..... H05B 37/0254  
315/313  
2010/0238200 A1\* 9/2010 Adenau ..... H05B 37/029  
345/690  
2011/0169430 A1\* 7/2011 Kirkup ..... H05B 37/029  
315/312  
2012/0004745 A1\* 1/2012 Adenau ..... G06F 1/1616  
700/90  
2013/0249433 A1\* 9/2013 Martello ..... H05B 37/02  
315/292  
2018/0206309 A1\* 7/2018 Adenau ..... G06F 3/044

\* cited by examiner

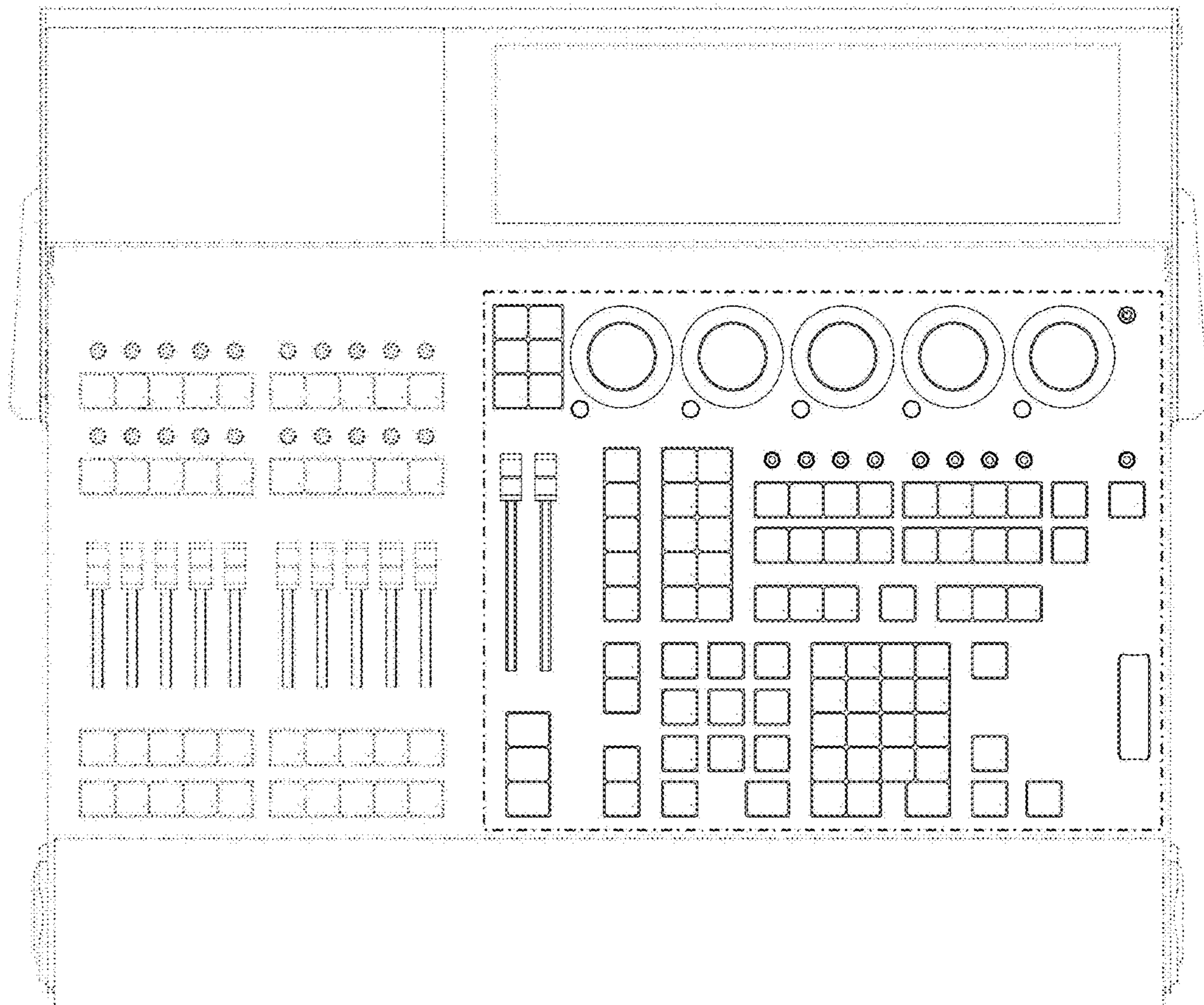


FIG. 1



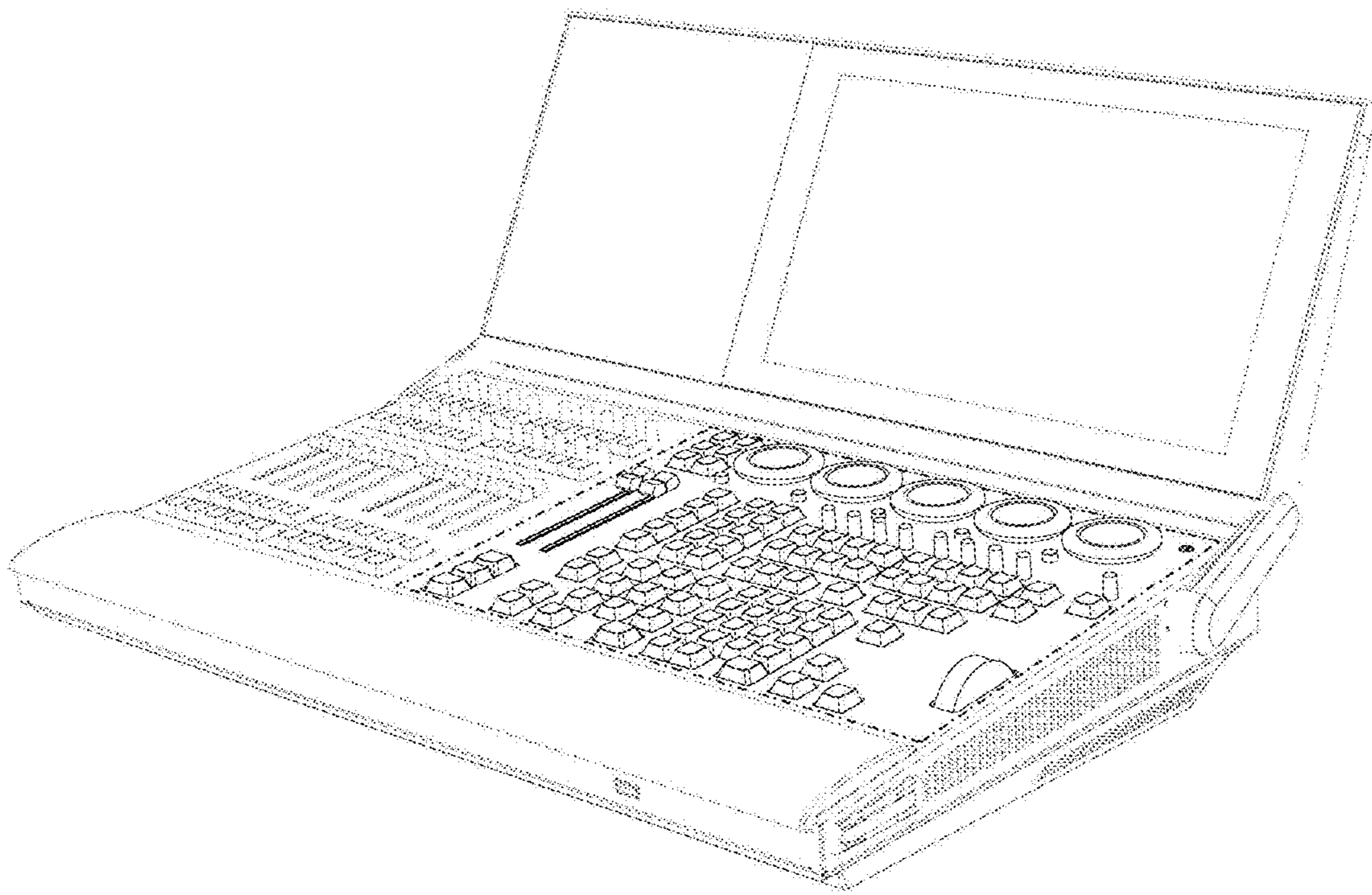


FIG. 2

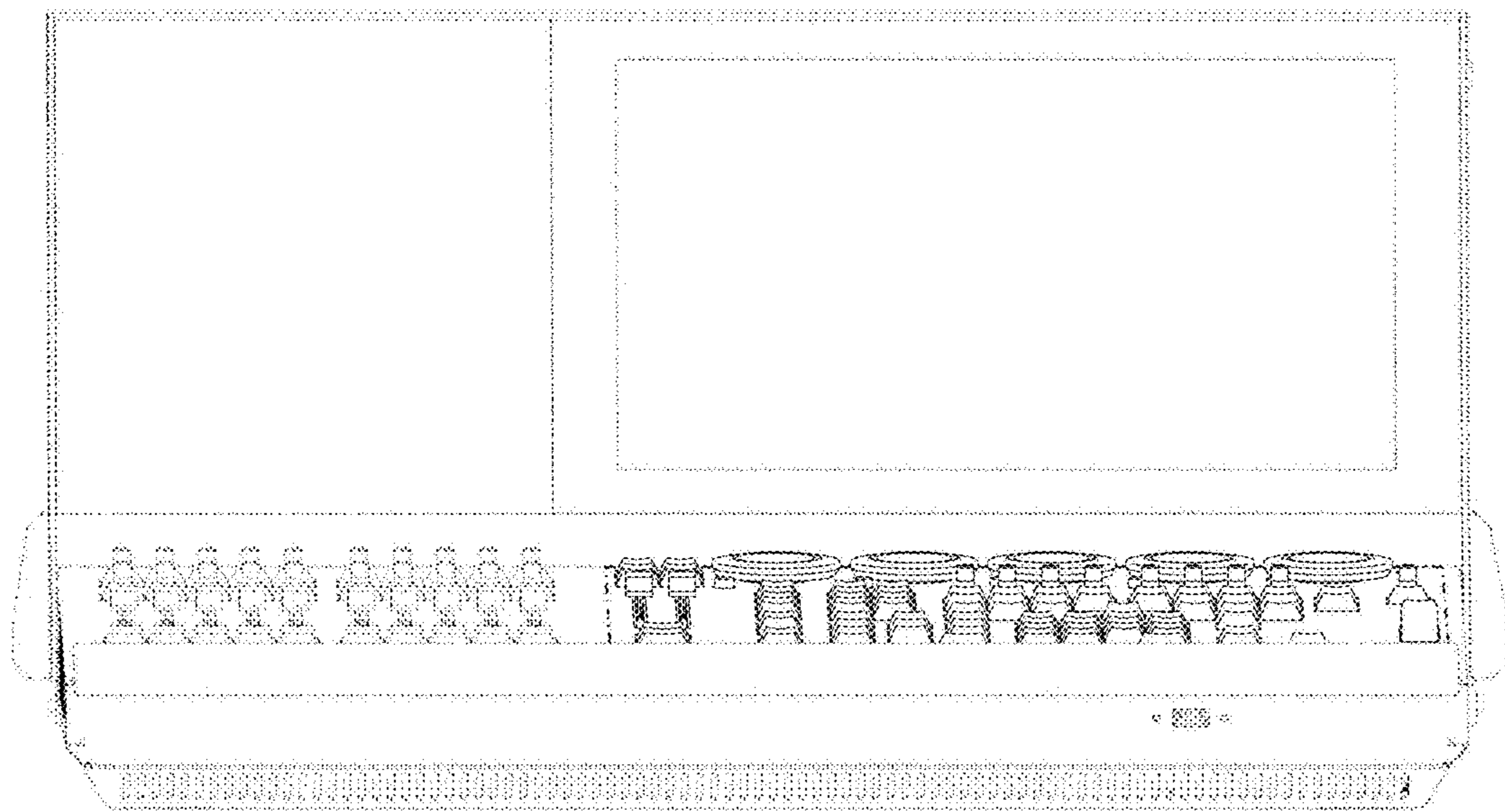
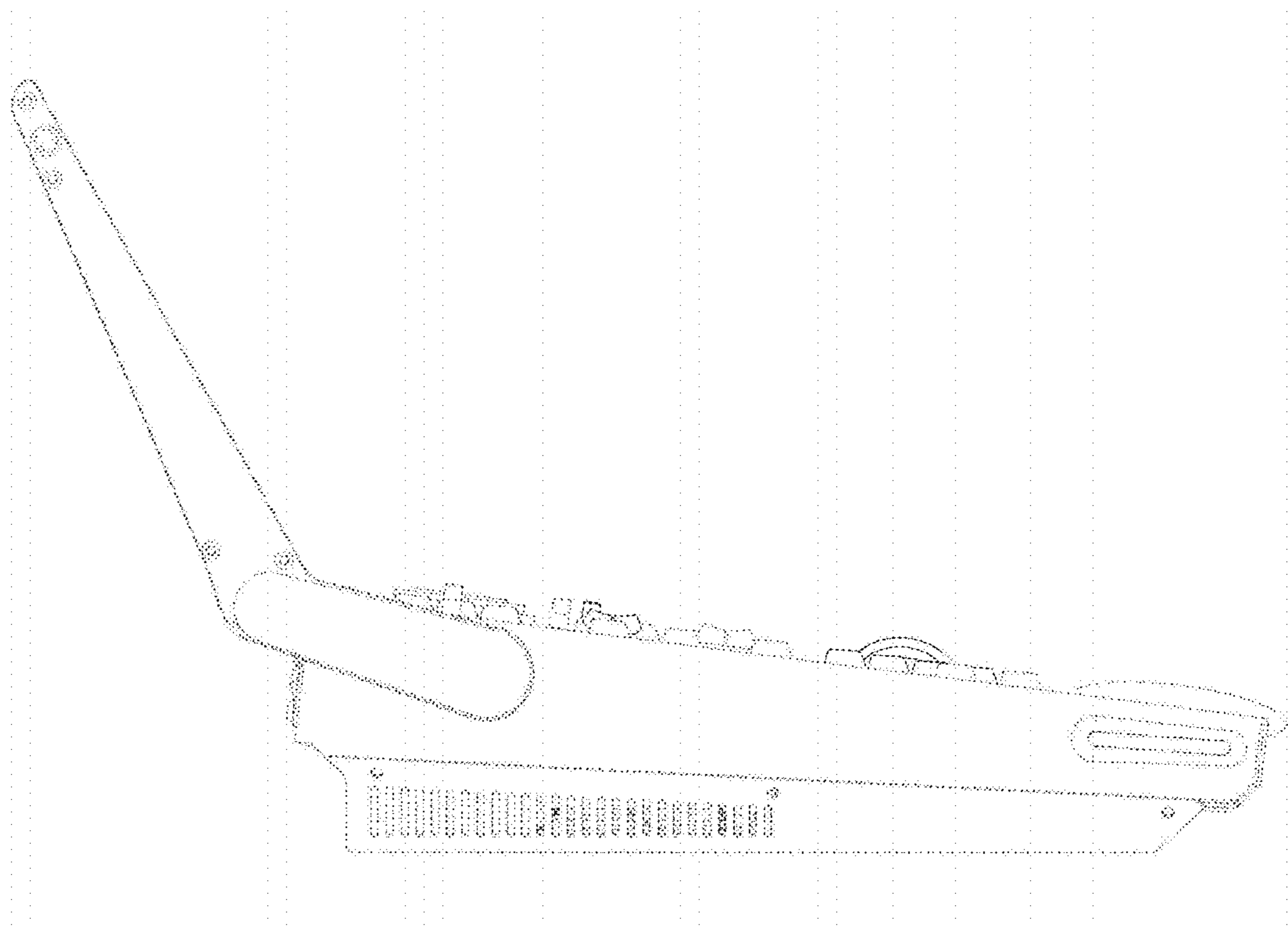
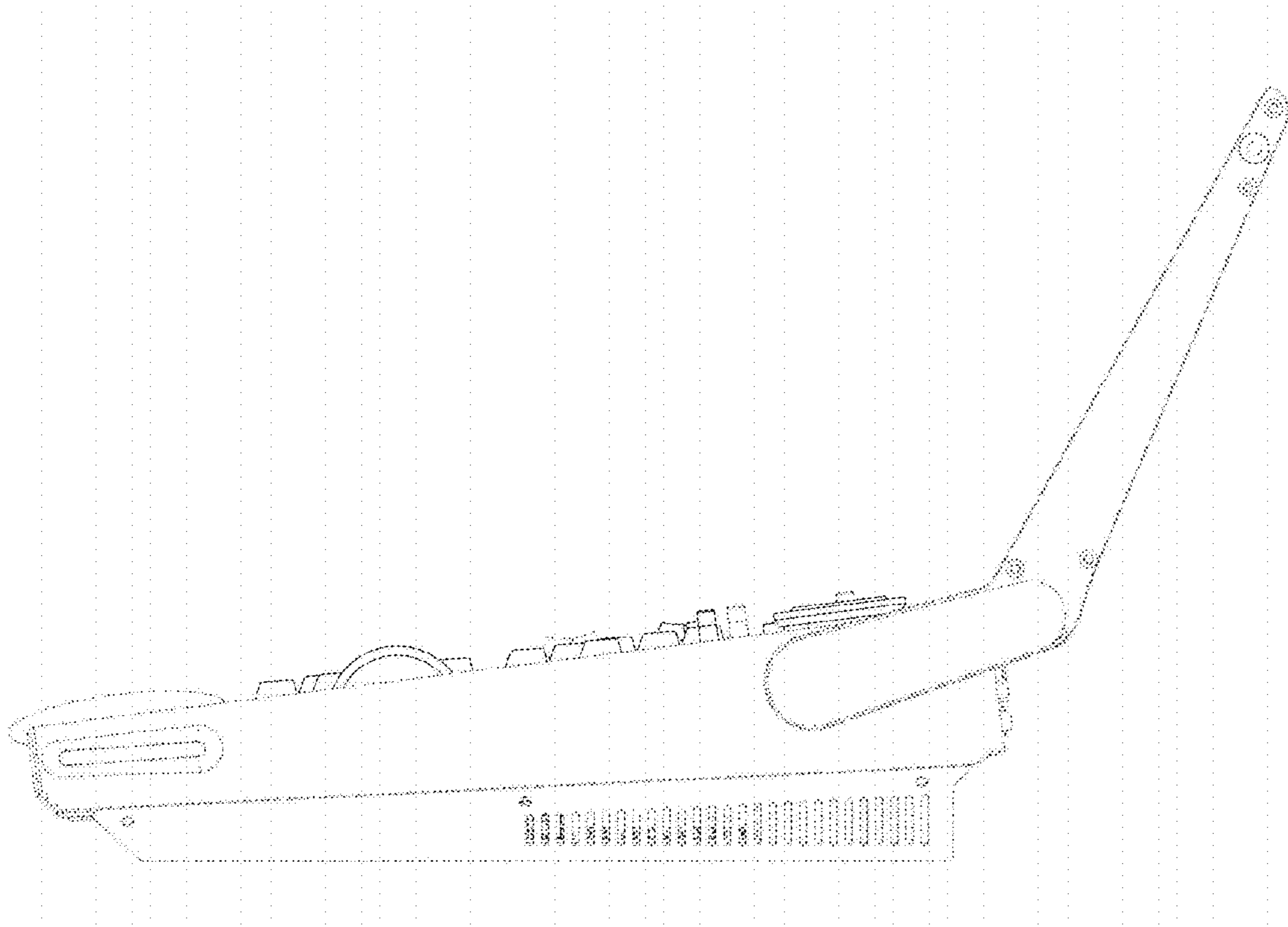


FIG. 3



**FIG. 4**



**FIG. 5**