



US00D849676S

(12) **United States Design Patent** (10) **Patent No.:** **US D849,676 S**
Becker et al. (45) **Date of Patent:** **** May 28, 2019**

- (54) **TIRE**
- (71) Applicant: **The Goodyear Tire & Rubber Company, Akron, OH (US)**
- (72) Inventors: **Marc Becker, Trier (DE); Paolo Taddia, Luxembourg (LU)**
- (73) Assignee: **The Goodyear Tire & Rubber Company, Akron, OH (US)**
- (**) Term: **15 Years**
- (21) Appl. No.: **29/635,460**
- (22) Filed: **Jan. 31, 2018**
- (51) **LOC (11) Cl.** **12-15**
- (52) **U.S. Cl.**
USPC **D12/594**
- (58) **Field of Classification Search**
USPC D12/568-603
CPC B60C 2011/0341; B60C 2011/0344; B60C 2011/0348
See application file for complete search history.

- D728,462 S 5/2015 Mathonet et al. D12/588
 - D730,270 S 5/2015 Krier et al. D12/584
 - D737,756 S 9/2015 Mathonet et al. D12/601
- (Continued)

OTHER PUBLICATIONS

U.S. Appl. No. 29/593,758, filed Feb. 13, 2017.

Primary Examiner — George D. Kirschbaum
Assistant Examiner — Joseph J Kukella

(74) *Attorney, Agent, or Firm* — Robert N. Lipsik

(57) **CLAIM**

The ornamental design for a tire, as shown and described.

DESCRIPTION

FIG. 1 is a perspective view of a tire showing our new design, it being understood that the pattern repeats uniformly throughout the circumference of the tread;

FIG. 2 is a front elevational view thereof;

FIG. 3 is a right side elevational view thereof; the left side elevational view being identical thereto;

FIG. 4 is an enlarged fragmentary front elevational view thereof;

FIG. 5 is a perspective view of a second embodiment of a tire showing our new design, it being understood that the interior of the tire forms no part of the claim, that the pattern repeats uniformly throughout the circumference of the tread and that the opposite side view is identical thereto; and, FIG. 6 is a front elevational view of a second embodiment, it being understood that an enlarged fragmentary view thereof would be substantially identical to that shown in FIG. 4, with the exception of the inclusion of the sidewall in the claim.

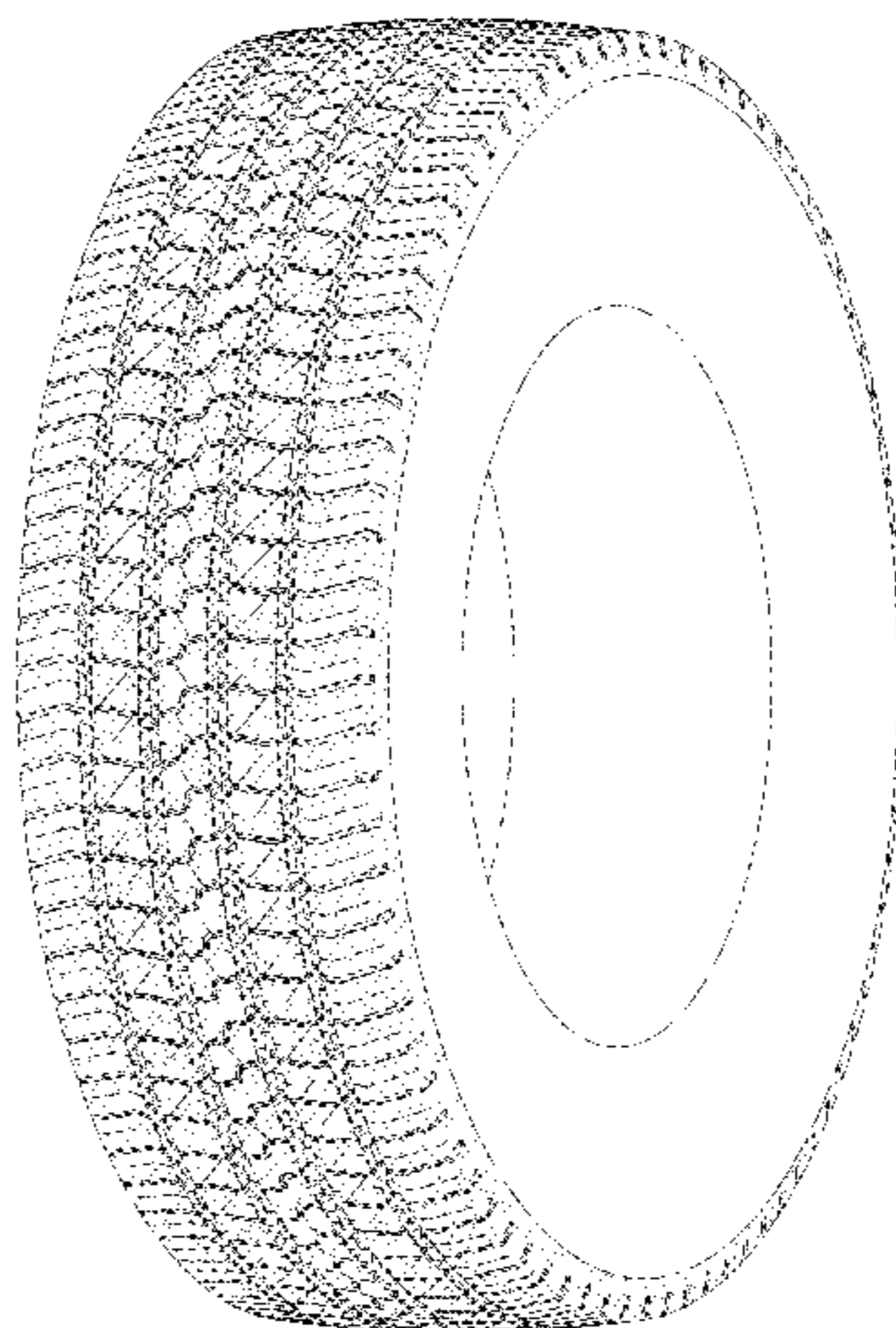
In the drawings, the broken lines immediately adjacent to the outer edges of the tire shoulder represent boundaries of the claim, and the broken lines depict environmental subject matter only and form no part of the claimed design.

1 Claim, 6 Drawing Sheets

(56) **References Cited**

U.S. PATENT DOCUMENTS

- D370,439 S 6/1996 Feider et al. D12/141
- D388,370 S 12/1997 Young et al. D12/146
- D397,647 S 9/1998 Young D12/146
- D451,860 S 12/2001 Schuster et al. D12/147
- D511,741 S 11/2005 Cazin-Bourguignon et al. D12/601
- D527,339 S 8/2006 Lissan et al. D12/600
- D604,230 S 11/2009 Brown et al. D12/588
- D605,108 S 12/2009 Brown et al. D12/588
- D609,169 S 2/2010 Feider D12/588
- D609,175 S 2/2010 Feider et al. D12/600
- D635,915 S 4/2011 Hamad D12/588
- D647,040 S 10/2011 Mathonet et al. D12/588
- D669,421 S 10/2012 Stuckey et al. D12/588
- D693,290 S * 11/2013 Yonetsu D12/586



(56)

References Cited

U.S. PATENT DOCUMENTS

D738,813 S	9/2015	Wang	D12/584
D762,161 S *	7/2016	Wang	D12/594
D763,784 S	8/2016	Mathonet et al.	D12/603
D770,371 S	11/2016	Mathonet et al.	D12/601
D786,785 S	5/2017	Mathonet et al.	D12/595
D789,277 S	6/2017	Dixon et al.	D12/518
D794,550 S *	8/2017	Schimmoeller	D12/594
D794,551 S *	8/2017	Schimmoeller	D12/594
D801,260 S *	10/2017	Seo	D12/594
D816,021 S *	4/2018	Hiser	D12/601

* cited by examiner

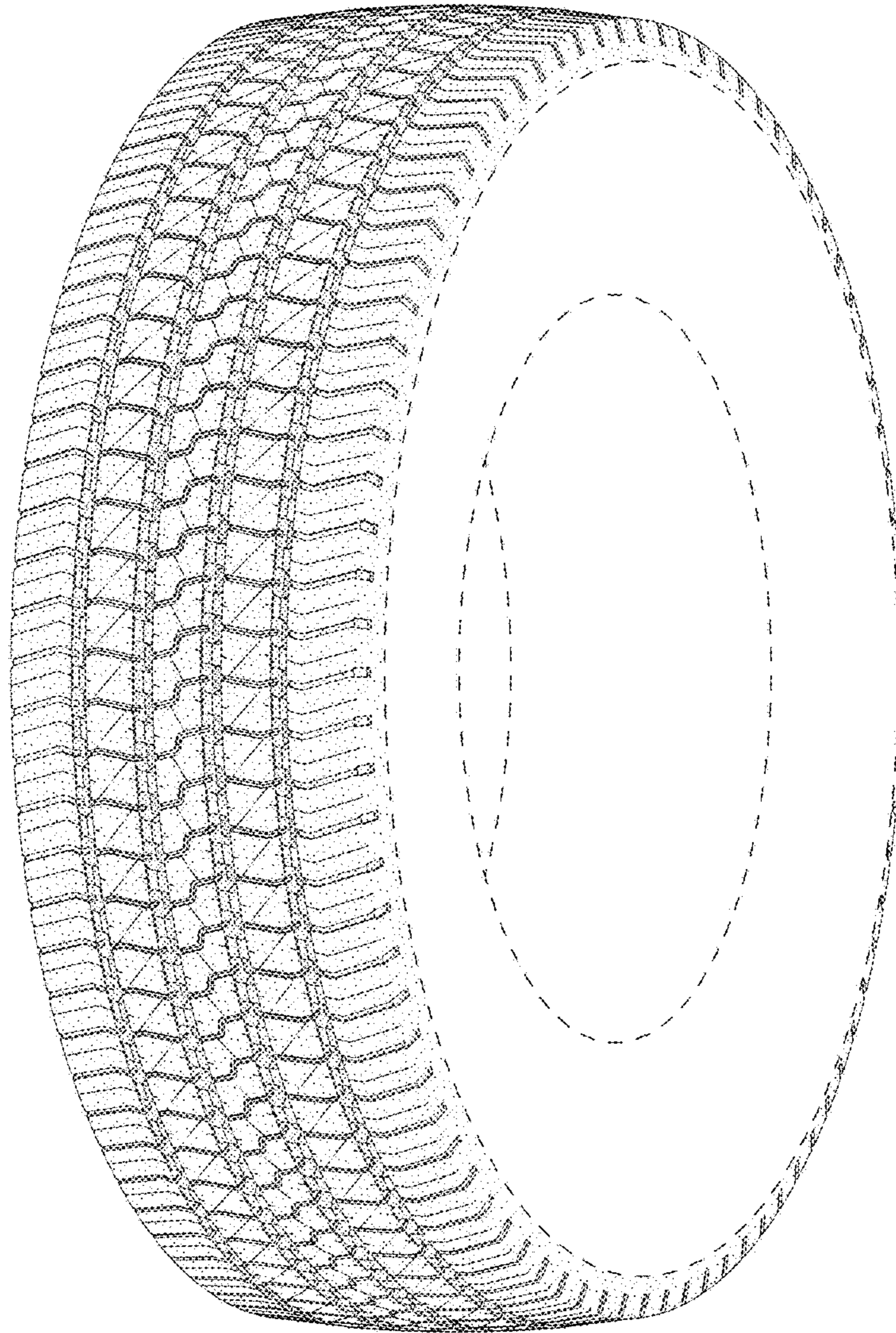


FIG - 1

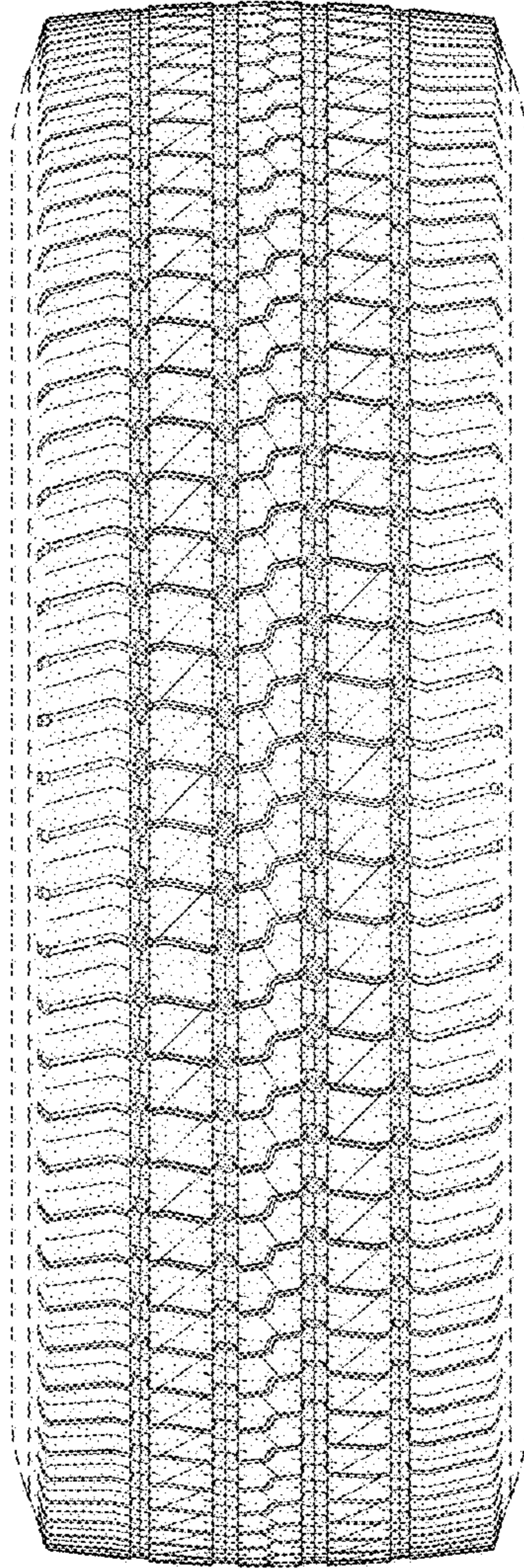


FIG - 2

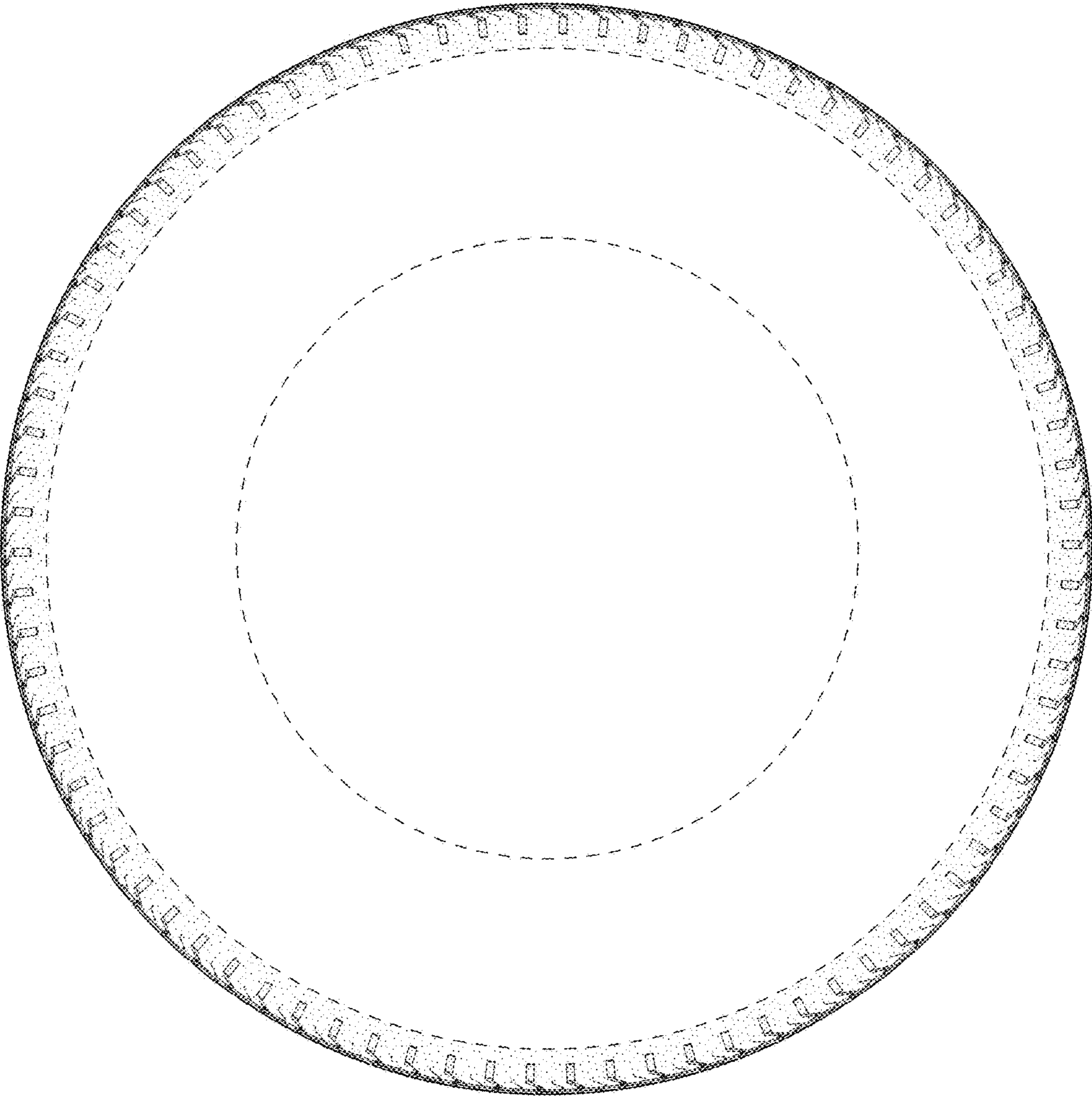


FIG - 3

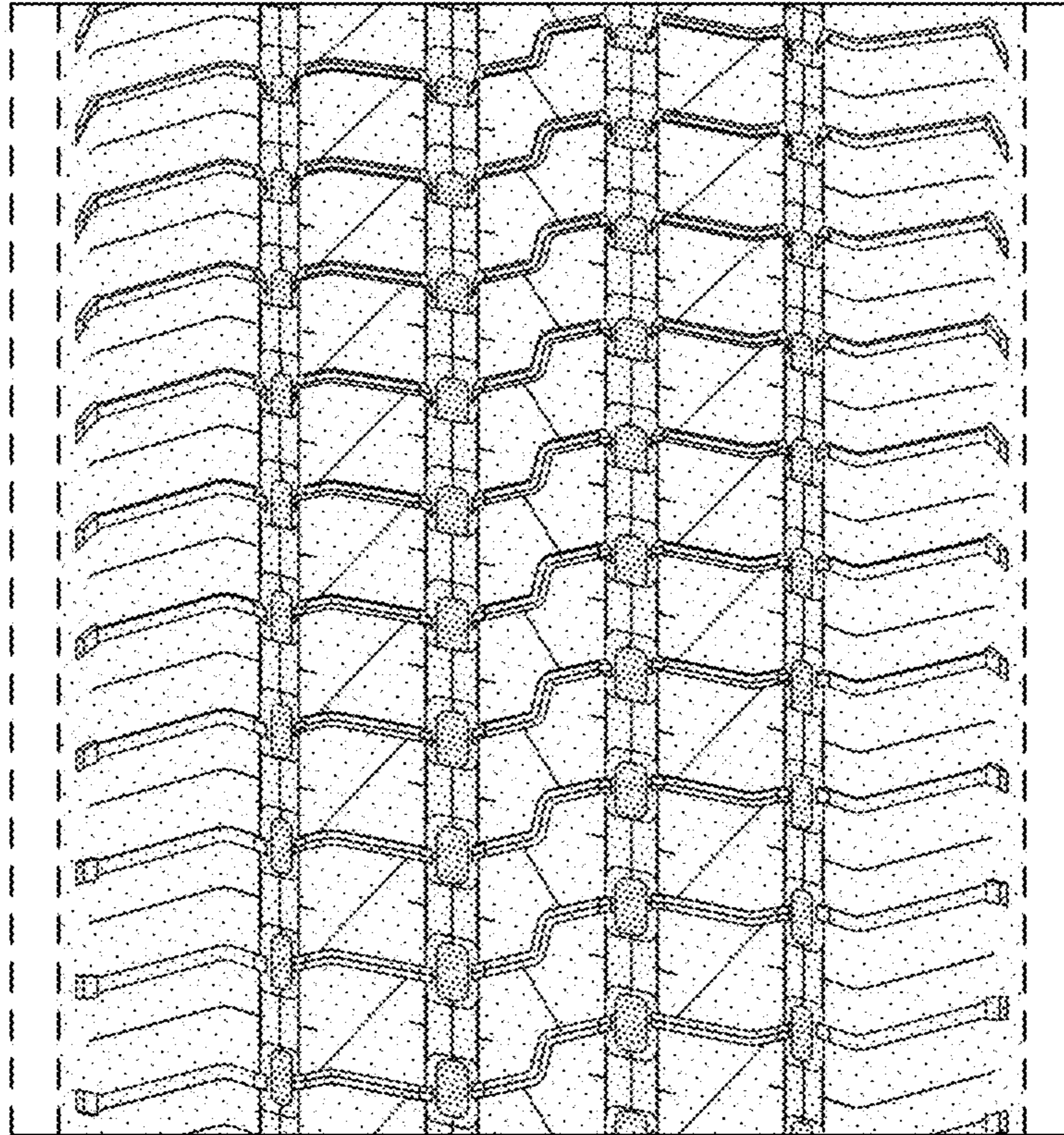


FIG - 4

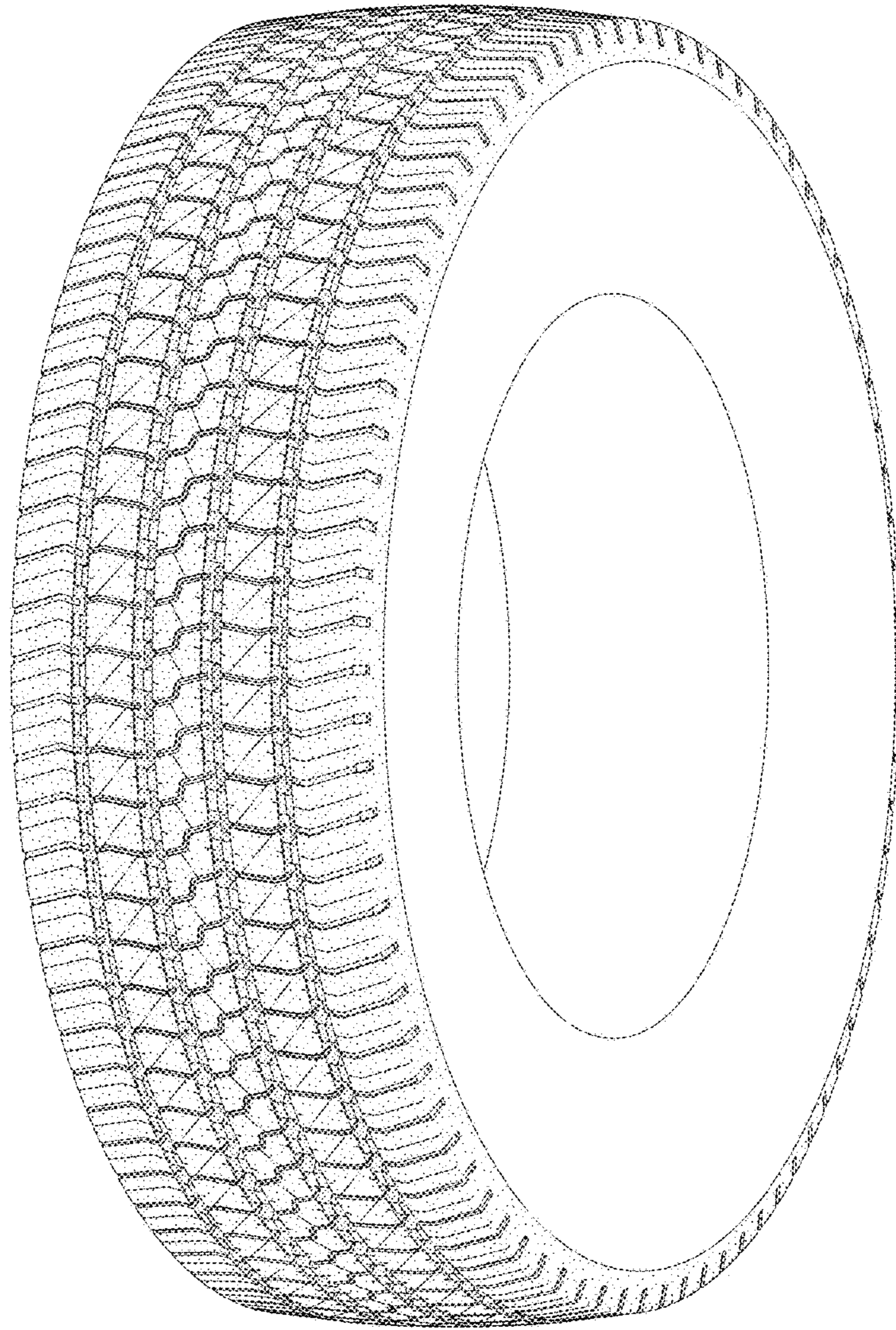


FIG - 5

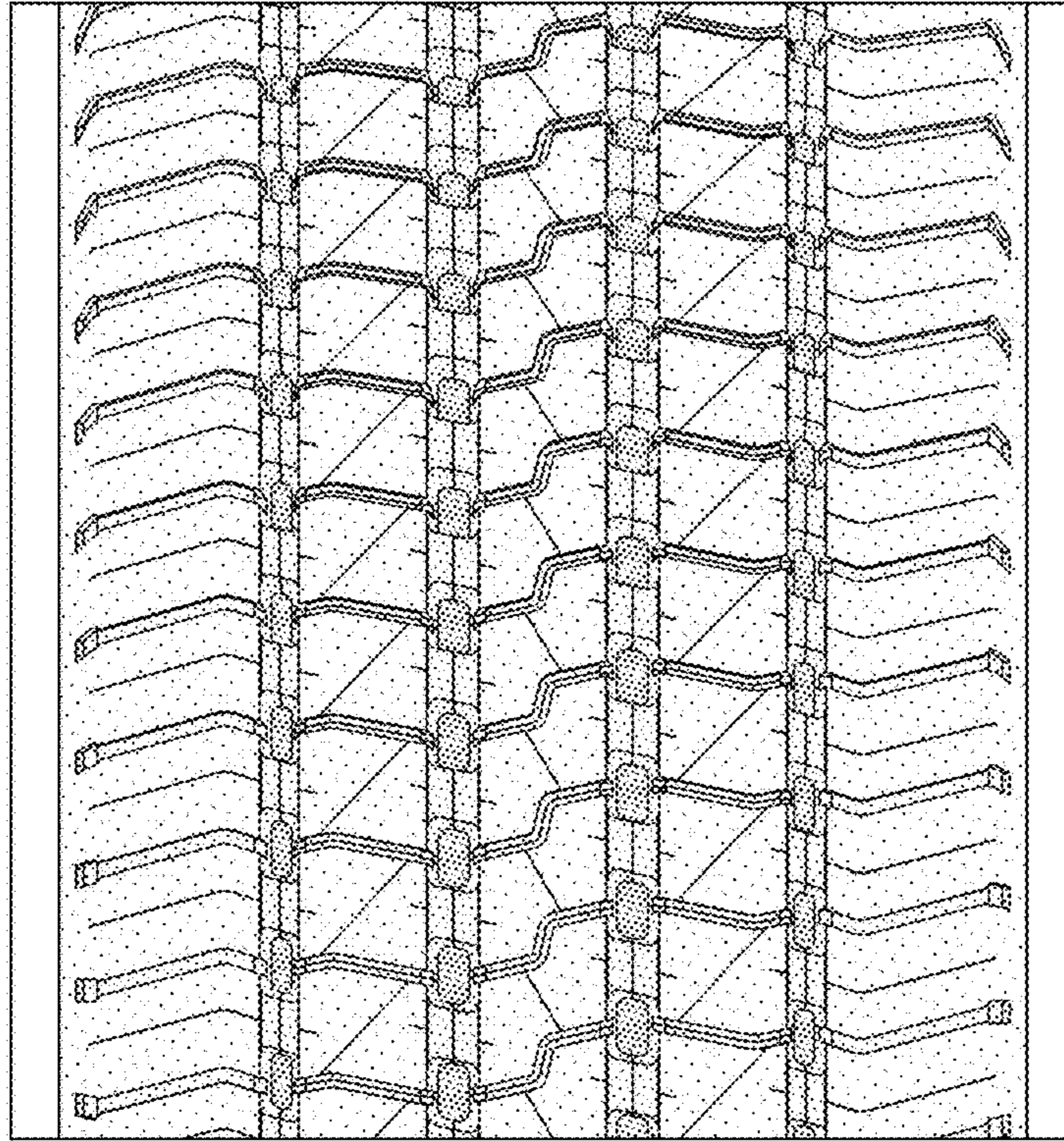


FIG - 6