



US00D849656S

(12) **United States Design Patent**
Peat

(10) **Patent No.:** **US D849,656 S**

(45) **Date of Patent:** **** May 28, 2019**

(54) **WHEEL**

(71) Applicant: **Jaguar Land Rover Limited**, Whitley,
Coventry (GB)

(72) Inventor: **Anthony Peat**, Coventry (GB)

(73) Assignee: **Jaguar Land Rover Limited**, Whitley,
Coventry (GB)

(**) Term: **15 Years**

(21) Appl. No.: **29/613,174**

(22) Filed: **Aug. 8, 2017**

Related U.S. Application Data

(62) Division of application No. 29/538,451, filed on Sep.
3, 2015, now Pat. No. Des. 795,152.

(30) **Foreign Application Priority Data**

Mar. 16, 2015 (EM) 002656405

(51) **LOC (11) Cl.** **12-16**

(52) **U.S. Cl.**
USPC **D12/211**

(58) **Field of Classification Search**
USPC D12/204–213; D9/453, 452, 443
See application file for complete search history.

(56) **References Cited**

U.S. PATENT DOCUMENTS

D587,177 S * 2/2009 Scheu D12/209
D670,632 S * 11/2012 Schweizer D12/211
D718,206 S * 11/2014 Song D12/211

D744,402 S * 12/2015 Watkin D12/211
D749,029 S * 2/2016 Wheel D12/211
D753,572 S * 4/2016 Juergens D12/211
D753,574 S * 4/2016 Mielke D12/211
D761,182 S * 7/2016 Valencia Pollex D12/211
D762,155 S * 7/2016 Juergens D12/211
D767,466 S * 9/2016 Juergens D12/211
D770,957 S * 11/2016 Chung D12/211
D777,074 S * 1/2017 Valencia Pollex D12/211
D778,801 S * 2/2017 Bucher D12/211
D784,898 S * 4/2017 Setter D12/211
D795,152 S * 8/2017 Peat D12/211
D797,023 S * 9/2017 Rueckheim E03C 1/262
D12/209
D801,905 S * 11/2017 Rueckheim D12/211
D826,824 S * 8/2018 Platto D12/209
D835,559 S * 12/2018 Langhals D12/209

* cited by examiner

Primary Examiner — Stacia A Cadmus

(74) *Attorney, Agent, or Firm* — Wood Herron & Evans
LLP

(57) **CLAIM**

The ornamental design for a wheel, as shown and described.

DESCRIPTION

FIG. 1 is a front left perspective view of a wheel for a vehicle
according to the present invention.

FIG. 2 is a front right perspective view thereof.

FIG. 3 is a rear right perspective view thereof.

FIG. 4 is a front view thereof.

FIG. 5 is a rear view thereof; and,

FIG. 6 is a left side view thereof, the right side being a mirror
image thereof.

1 Claim, 6 Drawing Sheets







FIG. 1



FIG. 2



FIG. 3




FIG. 4



FIG. 5




FIG. 6