



US00D849647S

(12) **United States Design Patent** (10) **Patent No.:** **US D849,647 S**
Mielke (45) **Date of Patent:** **** May 28, 2019**

(54) **VEHICLE WHEEL, TOY VEHICLE WHEEL,
AND/OR REPLICAS THEREOF**

(71) Applicant: **Bayerische Motoren Werke
Aktiengesellschaft, Munich (DE)**

(72) Inventor: **Gerrit Roland Udo Mielke, Munich
(DE)**

(73) Assignee: **Bayerische Motoren Werke
Aktiengesellschaft, Munich (DE)**

(**) Term: **15 Years**

(21) Appl. No.: **29/632,370**

(22) Filed: **Jan. 8, 2018**

(30) **Foreign Application Priority Data**

Jul. 17, 2017 (DE) 40 2017 100 829

(51) **LOC (11) Cl.** **12-16**

(52) **U.S. Cl.**
USPC **D12/209**

(58) **Field of Classification Search**
USPC D12/204-213; D21/551, 563
CPC B60B 7/00; B60B 7/02; B60B 7/04; B60B
7/06; B60B 3/02; B60B 3/04; B60B 3/06;
B60B 3/10
See application file for complete search history.

(56) **References Cited**

U.S. PATENT DOCUMENTS

D402,951 S 12/1998 Wechner
D593,022 S 5/2009 Forster et al.
D727,828 S * 4/2015 Amezketa D12/211
D754,050 S * 4/2016 Rueckheim D12/211

D760,636 S * 7/2016 Kolb D12/211
D776,594 S 1/2017 Rueckheim
D777,639 S 1/2017 Krause
D781,204 S * 3/2017 Peat D12/211
D784,892 S 4/2017 Groth
D795,774 S * 8/2017 Valencia Pollex D12/209
D803,128 S * 11/2017 Svensson D12/209
D809,447 S * 2/2018 Wolff D12/211
D822,576 S * 7/2018 Austin D12/211
D828,267 S * 9/2018 Badstuebner D12/209
D833,941 S * 11/2018 Chung D12/209

FOREIGN PATENT DOCUMENTS

EM 000976881-0001 10/2008
EM 001636978-0012 11/2010
WO WO DM/042080 11/1997

* cited by examiner

Primary Examiner — Sheryl Lane

(74) *Attorney, Agent, or Firm* — Crowell & Moring LLP

(57) **CLAIM**

The ornamental design for a vehicle wheel, toy vehicle wheel, and/or replicas thereof, as shown and described.

DESCRIPTION

FIG. 1 is a perspective view of a vehicle wheel, toy vehicle wheel, and/or replicas thereof according to the design;
FIG. 2 is an additional perspective view thereof;
FIG. 3 is an additional perspective view thereof;
FIG. 4 is a front view thereof;
FIG. 5 is a rear view thereof in a lighter gray scale, representing environmental features that form no part of the claimed design; and,
FIG. 6 is a side view thereof.
The drawing of FIG. 5 forms no part of the claimed design.

1 Claim, 6 Drawing Sheets






Fig. 1



Fig. 2



Fig. 3



Fig. 4




Fig. 5




Fig. 6