



US00D849642S

(12) **United States Design Patent**
Kraljevic

(10) **Patent No.:** **US D849,642 S**

(45) **Date of Patent:** **** May 28, 2019**

(54) **VEHICLE WHEEL, TOY VEHICLE WHEEL,
AND/OR REPLICAS THEREOF**

(71) Applicant: **Bayerische Motoren Werke
Aktiengesellschaft, Munich (DE)**

(72) Inventor: **Dinko Kraljevic, Munich (DE)**

(73) Assignee: **Bayerische Motoren Werke
Aktiengesellschaft, Munich (DE)**

(**) Term: **15 Years**

(21) Appl. No.: **29/626,842**

(22) Filed: **Nov. 21, 2017**

(30) **Foreign Application Priority Data**

May 30, 2017 (DE) 40 2017 100 647

(51) **LOC (11) Cl.** **12-16**

(52) **U.S. Cl.**
USPC **D12/209**

(58) **Field of Classification Search**
USPC D12/204–213
See application file for complete search history.

(56) **References Cited**

U.S. PATENT DOCUMENTS

D585,354 S	1/2009	Powell et al.	
D615,018 S *	5/2010	Truebsbach	D12/211
D658,102 S *	4/2012	Nissl	D12/209
D671,473 S	11/2012	Zurian	
D683,681 S	6/2013	Juergens et al.	
D686,130 S *	7/2013	Elmitt	D12/209
D686,131 S	7/2013	Nissl	
D696,178 S *	12/2013	Amezketa	D12/211

D697,008 S *	1/2014	Juergens	D12/209
D743,865 S *	11/2015	Rueckheim	D12/209
D775,575 S *	1/2017	Kippes	D12/209
D788,676 S	6/2017	Payne	
D792,315 S	7/2017	Mielke	
D792,830 S	7/2017	Groth	
D799,395 S *	10/2017	Chung	D12/209
D818,927 S *	5/2018	Valencia Pollex	D12/209
D821,952 S *	7/2018	Khachatryan	D12/209
D822,573 S *	7/2018	Juergens	D12/209

FOREIGN PATENT DOCUMENTS

EM	000934468-0003	10/2009
EM	002015602-0002	8/2013
EM	002015602-0004	8/2013
EM	002156554-0009	12/2014

* cited by examiner

Primary Examiner — Stacia A Cadmus

(74) *Attorney, Agent, or Firm* — Crowell & Moring LLP

(57) **CLAIM**

The ornamental design for a vehicle wheel, toy vehicle wheel, and/or replicas thereof, as shown and described.

DESCRIPTION

FIG. 1 is a perspective view of a vehicle wheel, toy vehicle wheel, and/or replicas thereof according to the design; FIG. 2 is an additional perspective view thereof; FIG. 3 is an additional perspective view thereof; FIG. 4 is a front view thereof; FIG. 5 is a rear view thereof in a lighter gray scale, representing environmental features that form no part of the claimed design; and, FIG. 6 is a side view thereof.

1 Claim, 6 Drawing Sheets







Fig. 1



Fig. 2




Fig. 3



Fig. 4




Fig. 5




Fig. 6