



US00D849638S

(12) **United States Design Patent**
Ranum

(10) **Patent No.:** **US D849,638 S**

(45) **Date of Patent:** **** *May 28, 2019**

- (54) **VEHICLE WHEEL FRONT FACE**
- (71) Applicant: **MOBILE HI-TECH WHEELS,**
Rancho Dominguez, CA (US)
- (72) Inventor: **Yuri Ranum,** Rancho Palos Verdes, CA
(US)
- (73) Assignee: **Mobile Hi-Tech Wheels,** Rancho
Dominguez, CA (US)
- (*) Notice: This patent is subject to a terminal dis-
claimer.
- (**) Term: **15 Years**
- (21) Appl. No.: **29/605,083**
- (22) Filed: **May 23, 2017**
- (51) **LOC (11) Cl.** **12-16**
- (52) **U.S. Cl.**
USPC **D12/209**
- (58) **Field of Classification Search**
USPC D12/204–213; D21/533, 561, 563
CPC B60B 7/00; B60B 7/02; B60B 7/04; B60B
7/06; B60B 3/02; B60B 3/04; B60B 3/06;
B60B 3/10; B60B 1/00; B60B 1/08;
B60B 1/10; B60B 1/12
See application file for complete search history.

| | | | |
|--------------|---------|------------------|---------|
| D578,947 S * | 10/2008 | Arora | D12/209 |
| D635,903 S * | 4/2011 | Zhang | D12/209 |
| D709,020 S * | 7/2014 | Chung | D12/211 |
| D731,946 S * | 6/2015 | Chung | D12/211 |
| D738,280 S * | 9/2015 | Hale | D12/209 |
| D748,555 S * | 2/2016 | Hale | D12/209 |
| D753,046 S * | 4/2016 | Liffick | D12/209 |
| D788,677 S * | 6/2017 | Licklitter | D12/209 |
| D805,455 S * | 12/2017 | Kong | D12/209 |
| D810,649 S * | 2/2018 | Licklitter | D12/211 |

* cited by examiner

Primary Examiner — Sheryl Lane

Assistant Examiner — Calvin E Vansant

(74) *Attorney, Agent, or Firm* — Lewis Roca Rothgerber
Christie LLP

(57) **CLAIM**

The ornamental design for vehicle wheel front face, as
shown and described.

DESCRIPTION

FIG. 1 is a perspective view of a vehicle wheel front face
according to my new design;
FIG. 2 is a front elevational view thereof;
FIG. 3 is a side elevational view thereof;
FIG. 4 is a perspective view of a second embodiment of a
vehicle wheel according to my new invention;
FIG. 5 is a front elevational view of the second embodiment;
and,
FIG. 6 is a side elevational view of the second embodiment.
The broken lines represent portions of the vehicle wheel face
that form no part of the claimed design.

1 Claim, 6 Drawing Sheets

(56) **References Cited**
U.S. PATENT DOCUMENTS

| | | | |
|--------------|---------|--------------|---------|
| D531,564 S * | 11/2006 | Martin | D12/209 |
| D542,206 S * | 5/2007 | Evans | D12/209 |

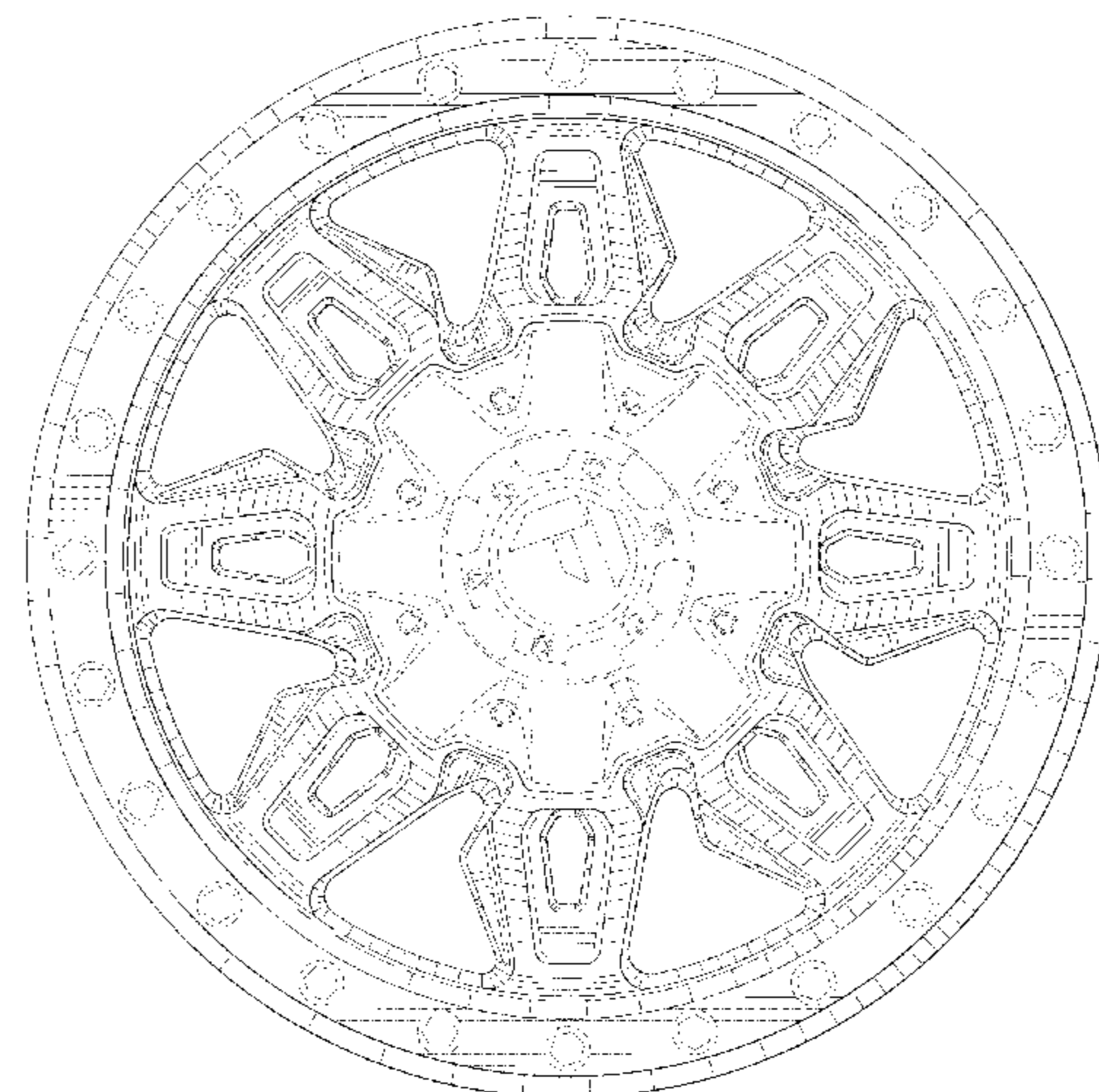
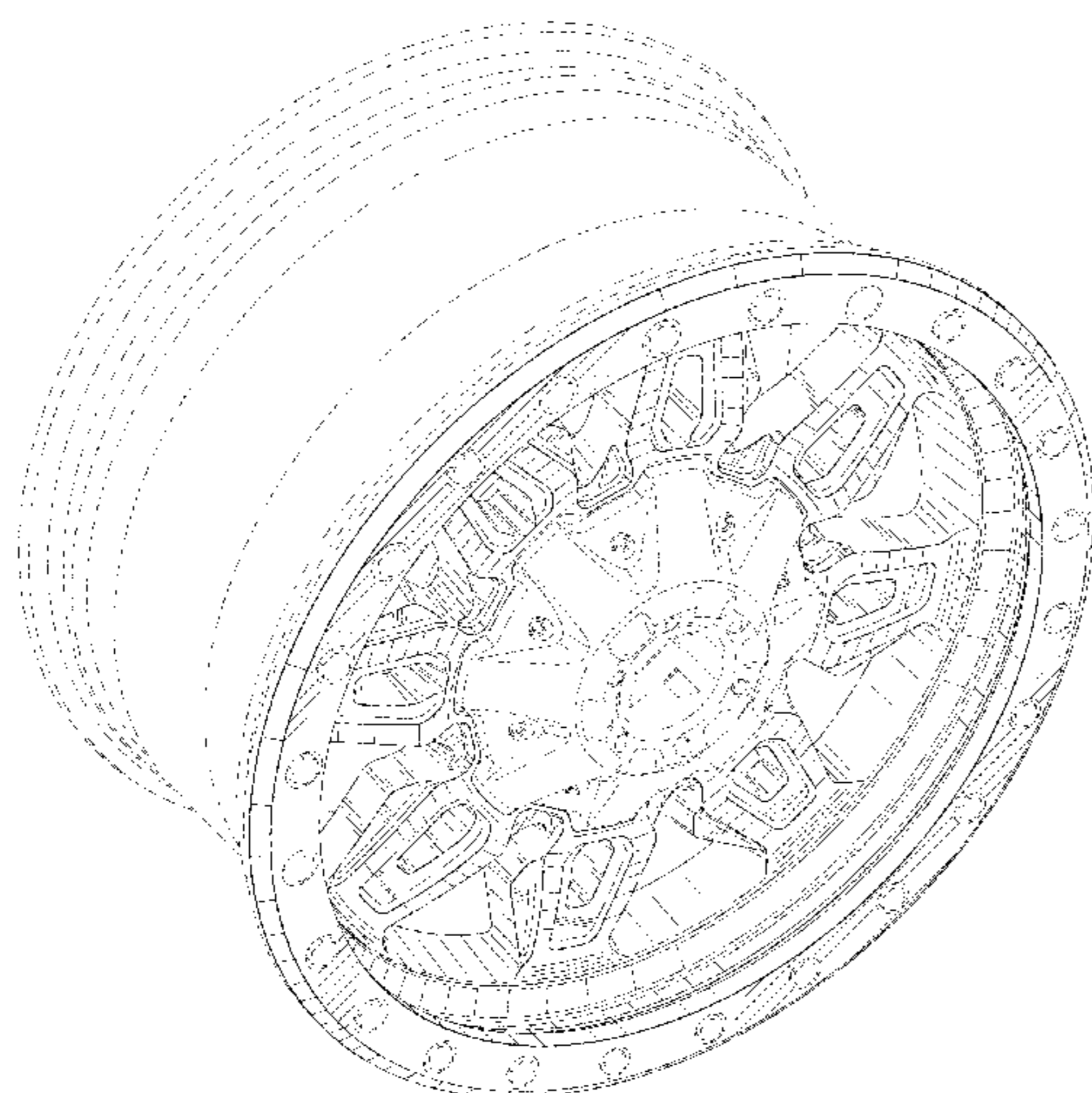


FIG. 1




FIG. 2




FIG. 3




FIG. 4

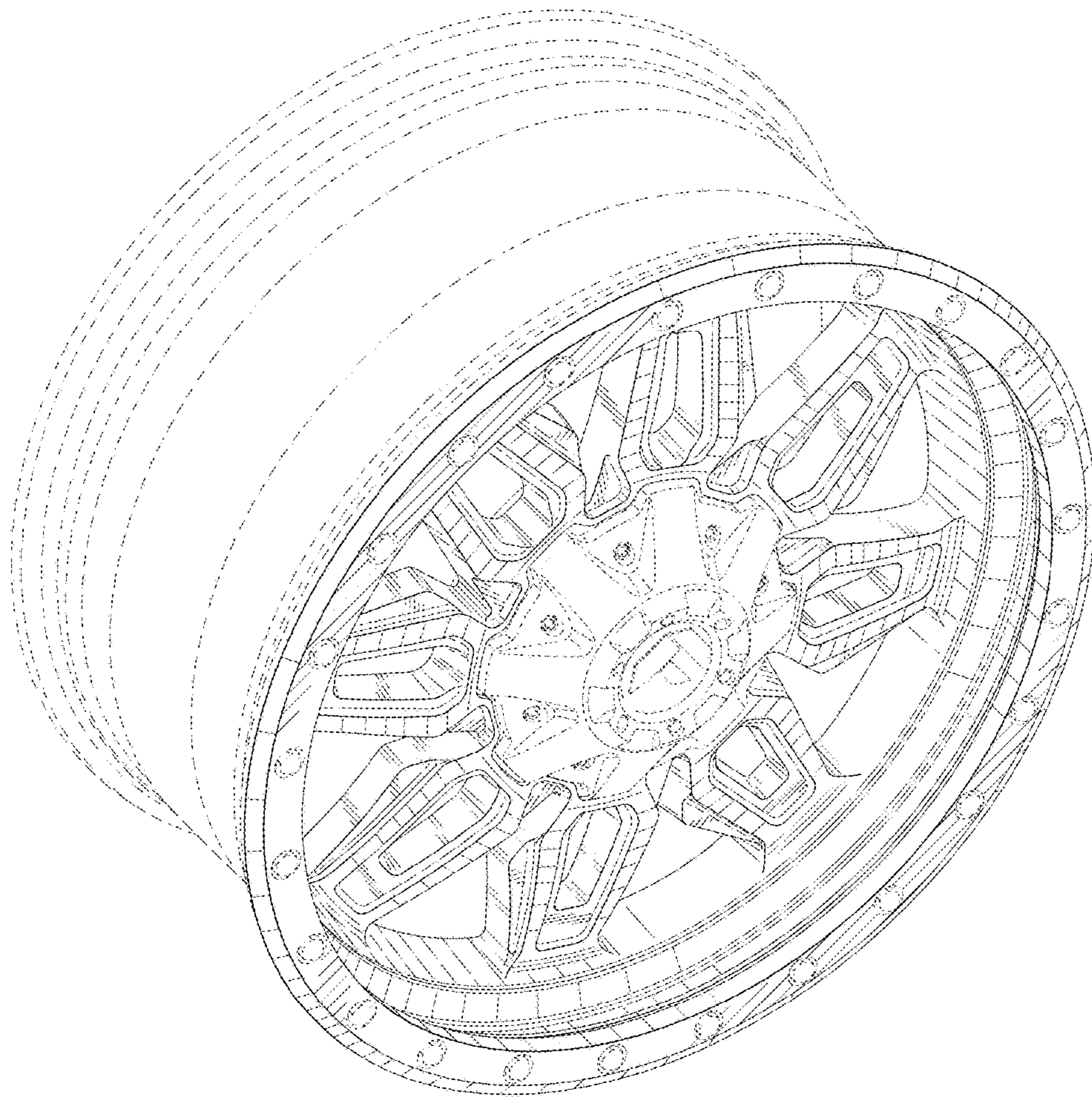


FIG. 5




FIG. 6

