



US00D849624S

(12) **United States Design Patent** (10) **Patent No.:** **US D849,624 S**
Von Holzhausen et al. (45) **Date of Patent:** **** May 28, 2019**

(54) **PANEL**

- (71) Applicant: **Tesla, Inc.**, Palo Alto, CA (US)
- (72) Inventors: **Franz Von Holzhausen**, Malibu, CA (US); **Ivan Lampkin**, Redondo Beach, CA (US); **Pascal Grappey**, Rancho Palos Verdes, CA (US)
- (73) Assignee: **Tesla, Inc.**, Palo Alto, CA (US)
- (**) Term: **15 Years**
- (21) Appl. No.: **29/619,038**
- (22) Filed: **Sep. 26, 2017**
- (51) **LOC (11) Cl.** **12-16**
- (52) **U.S. Cl.**
USPC **D12/195**
- (58) **Field of Classification Search**
USPC D12/93, 96, 190, 195, 221, 416, 426
CPC B62D 33/042
See application file for complete search history.

(56) **References Cited**

U.S. PATENT DOCUMENTS

- 7,318,614 B2 * 1/2008 Steiger B62D 33/042
296/24.4
- D566,649 S * 4/2008 Panasewicz D12/426
- D818,921 S * 5/2018 Pelletier D12/195

FOREIGN PATENT DOCUMENTS

- CN 304150727 * 5/2017

OTHER PUBLICATIONS

- <https://www.youtube.com/watch?v=zrOTyqsKhAc> Nov. 24, 2017 (Year: 2017).*
- <https://www.artstation.com/artwork/gNmnQ> Dec. 2017 (Year: 2017).*

* cited by examiner

Primary Examiner — Leanne Was-Englehart

(74) *Attorney, Agent, or Firm* — Haynes & Boone, LLP

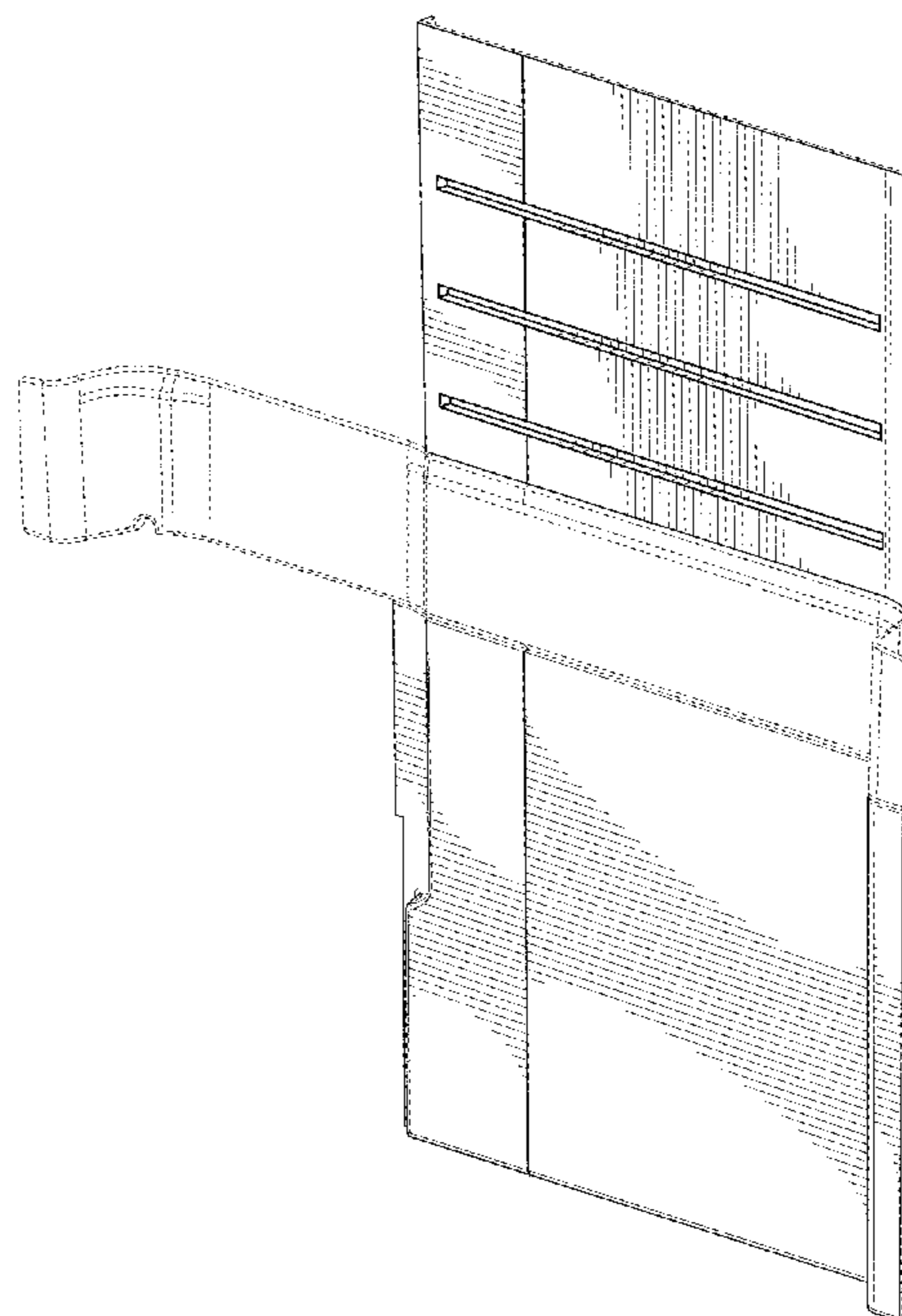
(57) **CLAIM**

The ornamental design for a panel, as shown and described.

DESCRIPTION

FIG. 1 is a perspective view of a panel.
 FIG. 2 is a front elevational view of the panel of FIG. 1.
 FIG. 3 is a back elevational view of the panel of FIG. 1.
 FIG. 4 is a side elevational view of the panel of FIG. 1.
 FIG. 5 is a side elevational view of the panel of FIG. 1 from the opposite side from FIG. 4.
 FIG. 6 is a top plan view of the panel of FIG. 1.
 FIG. 7 is a bottom plan view of the panel of FIG. 1; and,
 FIG. 8 is a perspective view of the panel of FIG. 1 sitting within the interior of a semi-truck cab.
 The broken lines in FIGS. 1-7 depict portions of the panel that form no part of the claimed design. The broken lines in FIG. 8 showing the interior of a semi-truck cab, depict environment that forms no part of the claimed design.

1 Claim, 6 Drawing Sheets



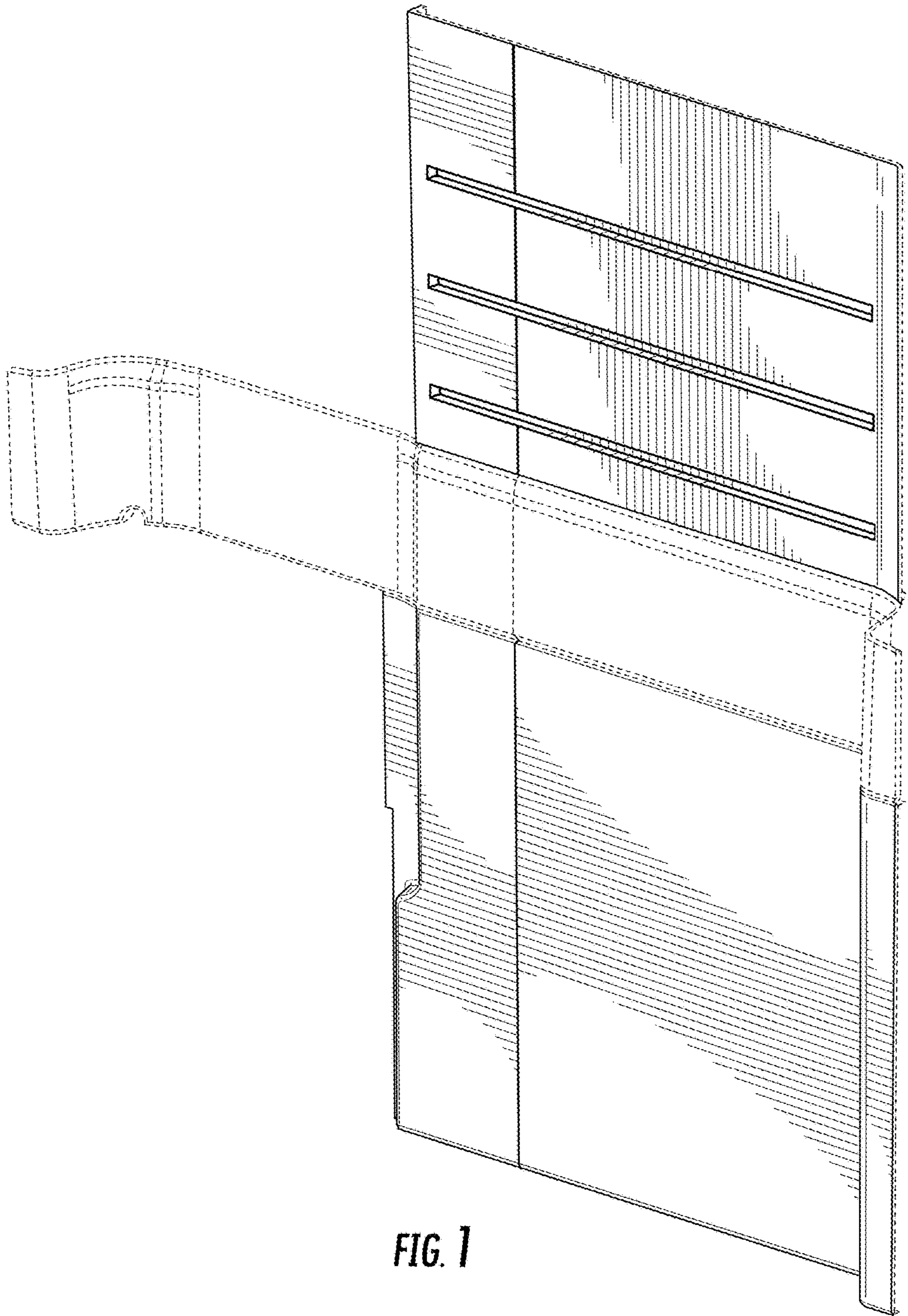
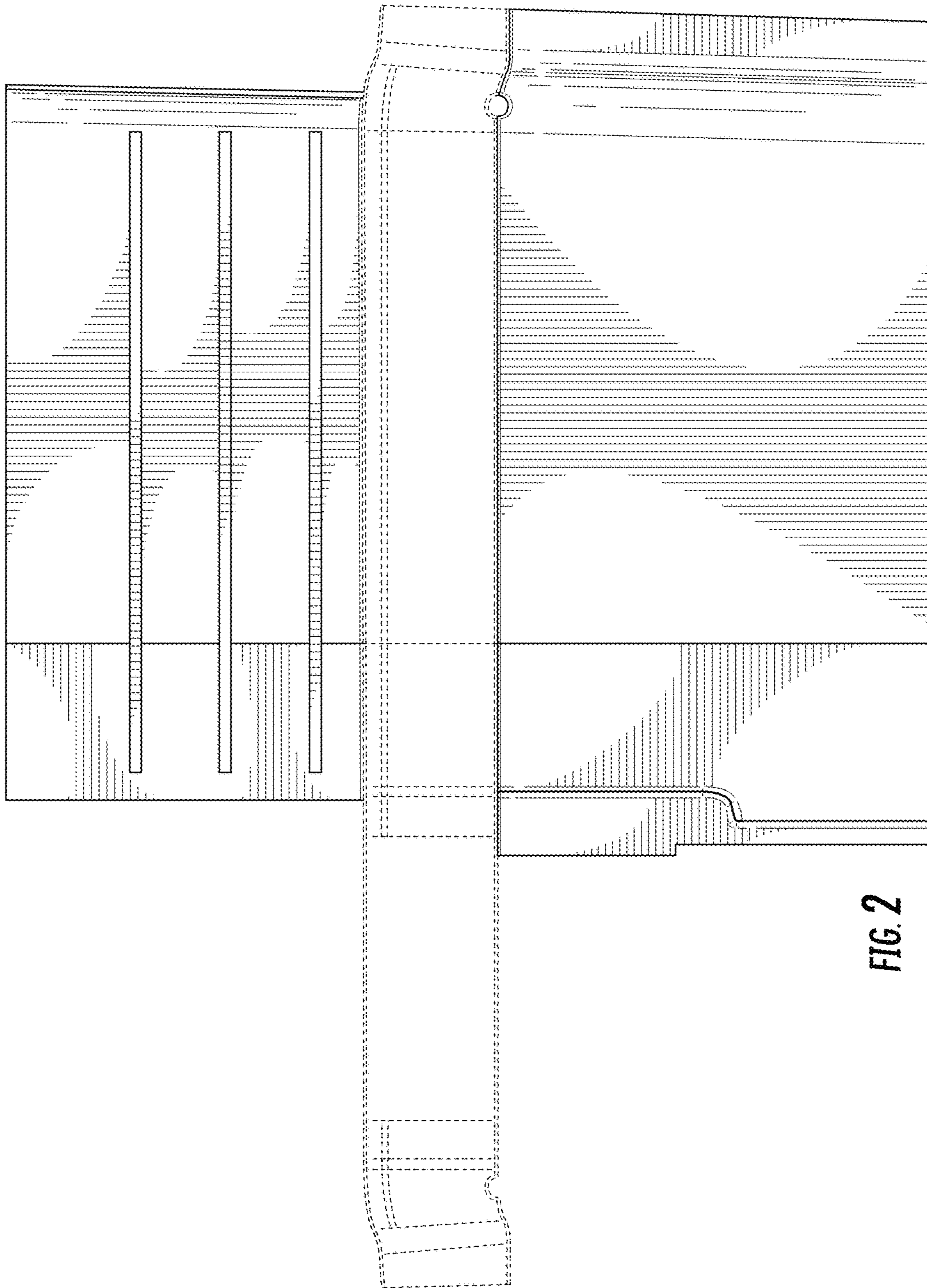


FIG. 1



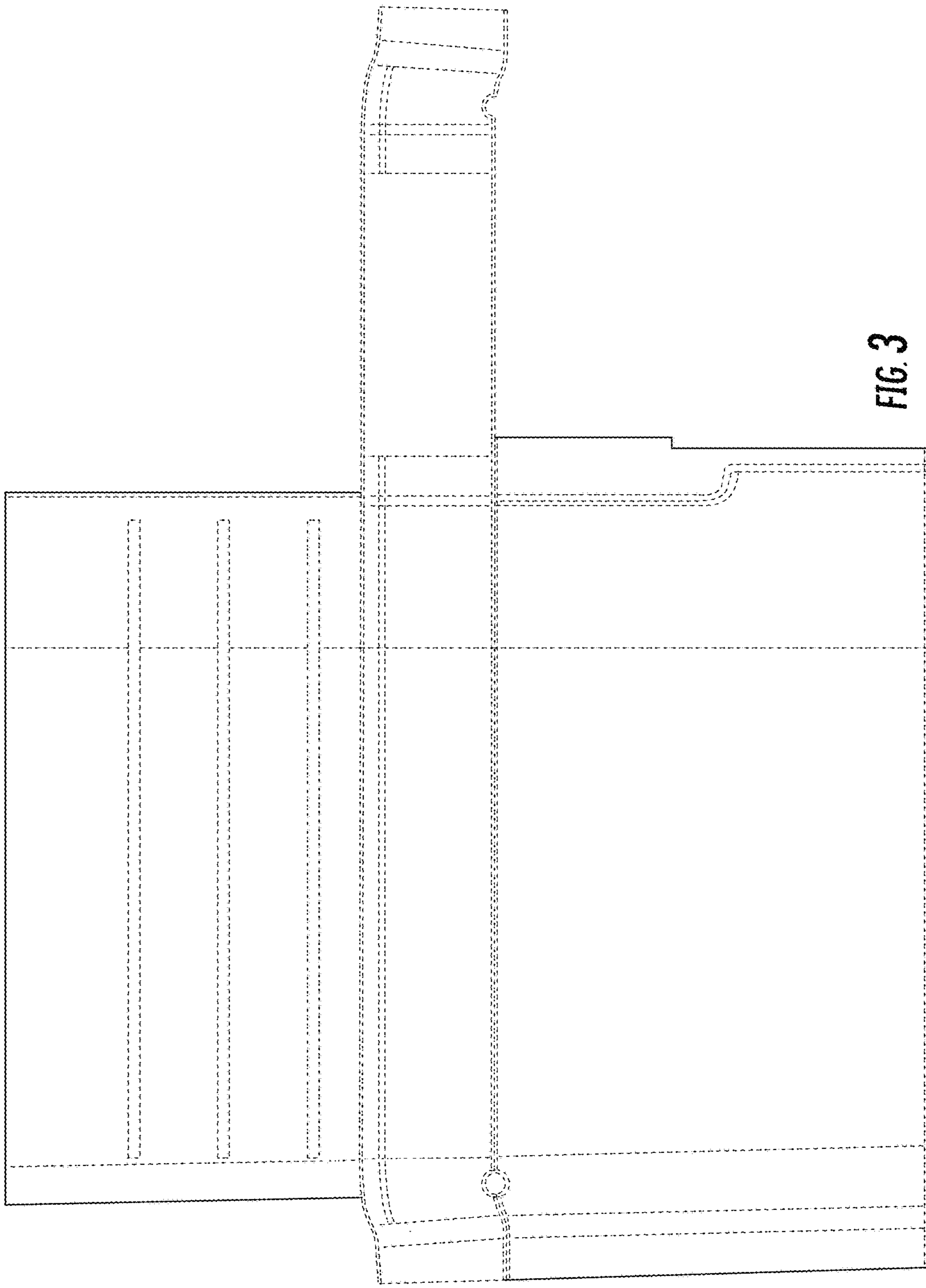


FIG. 3




FIG. 4



FIG. 5

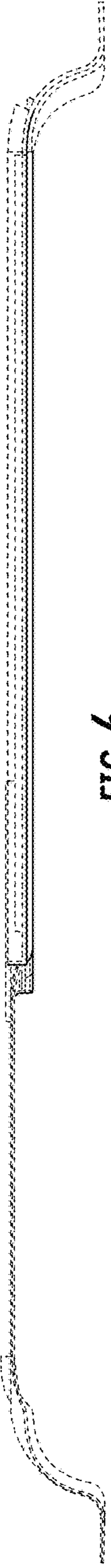


FIG. 6




FIG. 7

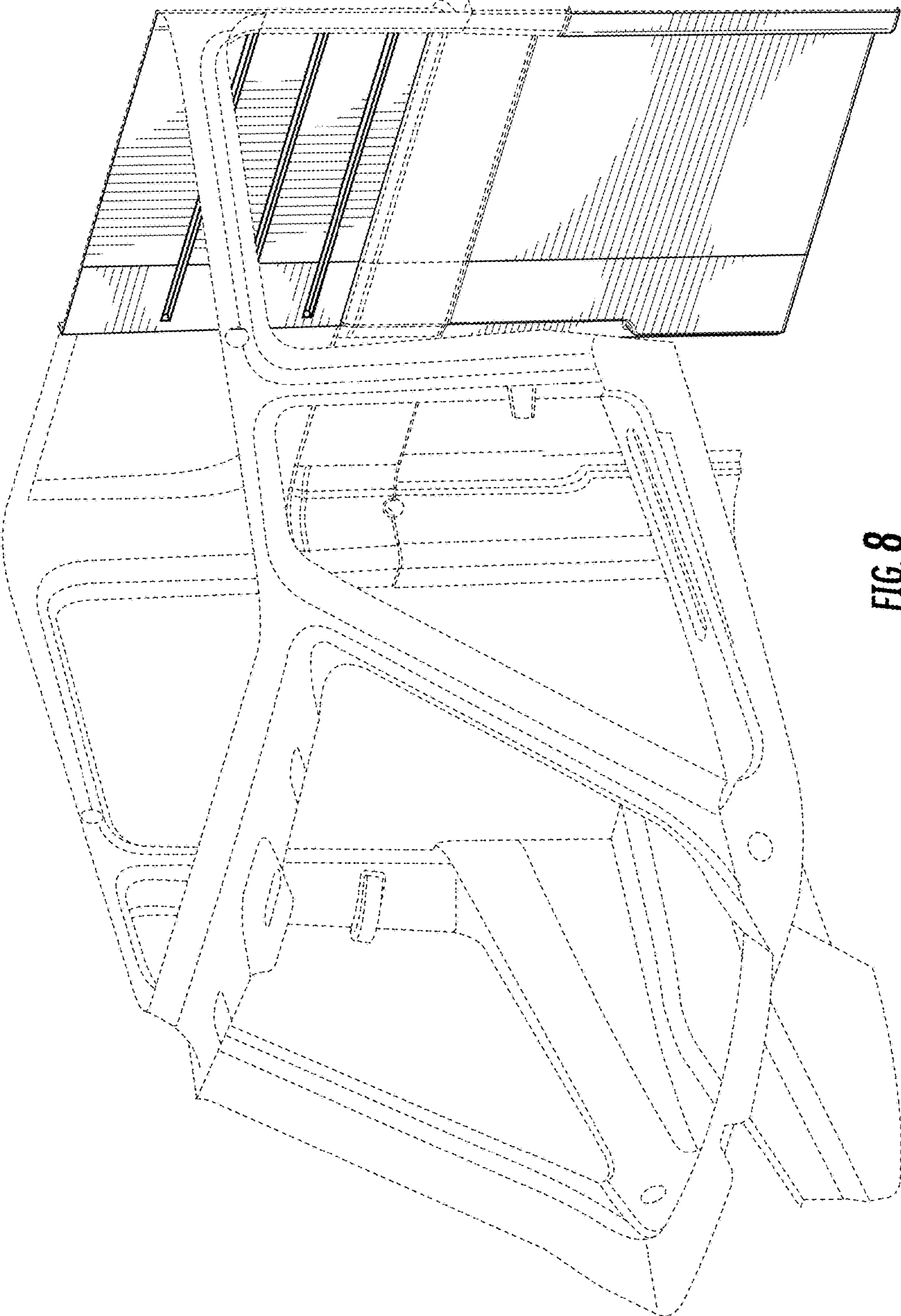


FIG. 8