



US00D849623S

(12) **United States Design Patent** (10) **Patent No.:** **US D849,623 S**
Wilczynski et al. (45) **Date of Patent:** **** May 28, 2019**

(54) **CEILING TRANSITION WITHIN AN INTERNAL CABIN OF A VEHICLE**

(71) Applicant: **THE BOEING COMPANY**, Chicago, IL (US)

(72) Inventors: **Paul Joseph Wilczynski**, Seattle, WA (US); **David Andrew Young**, Bellingham, WA (US)

(73) Assignee: **The Boeing Company**, Chicago, IL (US)

(**) Term: **15 Years**

(21) Appl. No.: **29/579,889**

(22) Filed: **Oct. 4, 2016**

(51) **LOC (11) Cl.** **12-08**

(52) **U.S. Cl.**
USPC **D12/195**

(58) **Field of Classification Search**
USPC D12/195, 193, 414, 190, 196, 345, 319, D12/16.1, 323, 418; D15/17, 28;
(Continued)

(56) **References Cited**

U.S. PATENT DOCUMENTS

D233,660 S * 11/1974 Gollwitzer et al. D12/195
D244,442 S * 5/1977 Greiss D12/195
(Continued)

Primary Examiner — Katrina A Betton

(74) *Attorney, Agent, or Firm* — Joseph M. Butscher; The Small Patent Law Group LLC

(57) **CLAIM**

The ornamental design of a ceiling transition within an internal cabin of a vehicle, as shown and described in FIGS. 1-6.

DESCRIPTION

FIG. 1 is a central longitudinal axis perspective internal view of a ceiling transition within an internal cabin of a vehicle, according to a first embodiment of the present disclosure.

FIG. 2 is an offset left from a central longitudinal axis perspective internal view of a ceiling transition within an internal cabin of a vehicle, according to a second embodiment of the present disclosure.

FIG. 3 is a central longitudinal axis perspective internal view of a ceiling transition proximate to a monument within an internal cabin of a vehicle, according to a third embodiment of the present disclosure.

FIG. 4 is a central longitudinal axis perspective internal view of a ceiling transition proximate to a monument within an internal cabin of a vehicle, according to a fourth embodiment of the present disclosure.

FIG. 5 is an offset left from a central longitudinal axis perspective internal view of a ceiling transition proximate to a monument within an internal cabin of a vehicle, according to the third embodiment of the present disclosure shown in FIG. 3; and,

FIG. 6 is an offset left from a central longitudinal axis perspective internal view of a ceiling transition proximate to a monument within an internal cabin of a vehicle, according to the fourth embodiment of the present disclosure shown in FIG. 4.

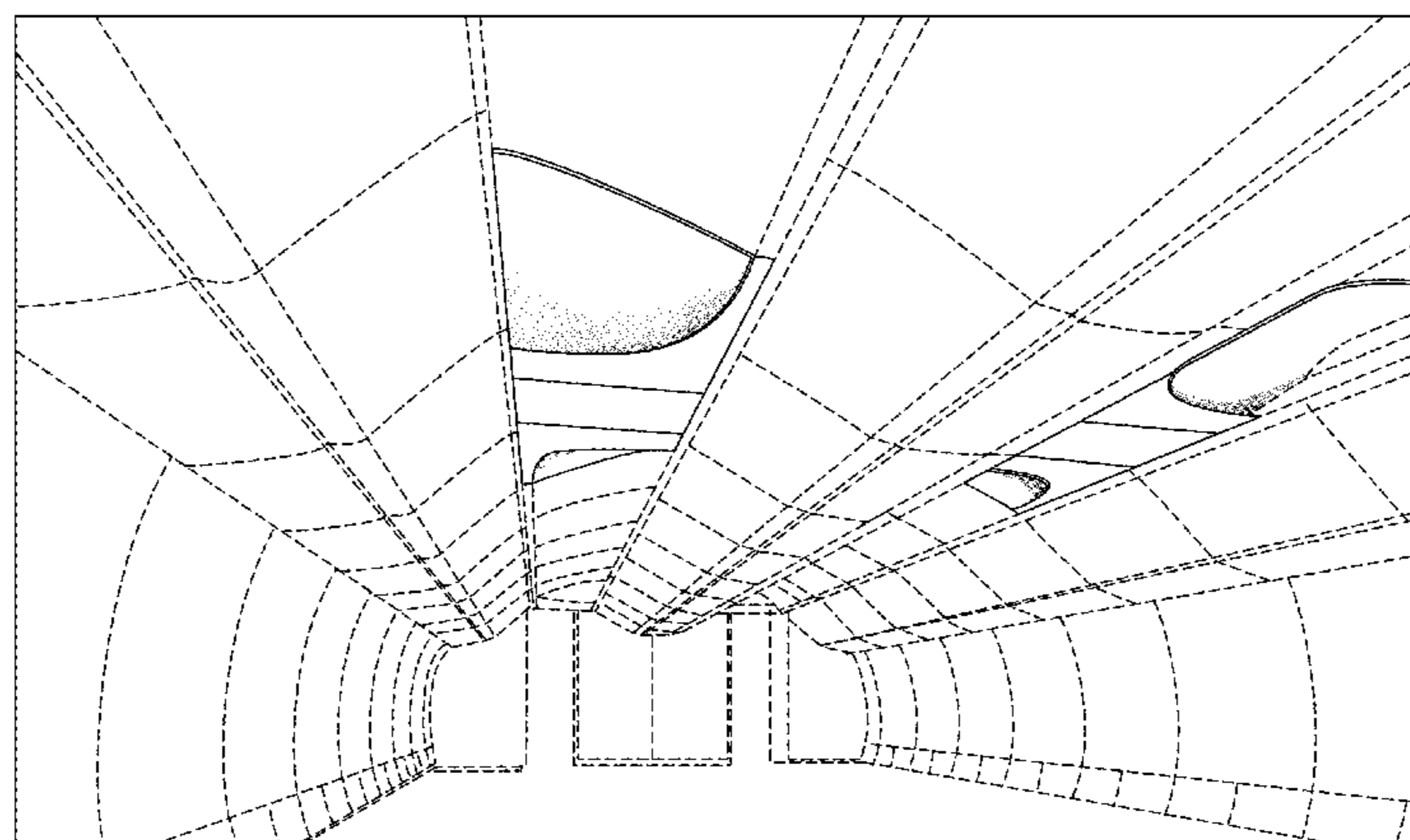
Central longitudinal axis perspective internal views of a ceiling transition within an internal cabin of a vehicle from a fore-to-aft perspective and an aft-to-fore perspective, respectively, according to an embodiment of the present disclosure, may be mirror images of one another.

Offset right and offset left from a central longitudinal axis perspective internal views of a ceiling transition within an internal cabin of a vehicle, according to an embodiment of the present disclosure, may be a mirror images of one another.

Any broken lines shown in the drawings illustrate environmental structure only and form no part of the claimed design.

The ceiling transition within an internal cabin of a vehicle shown herein is used to provide an ornamental and aesthetically-pleasing transition between different ceiling panel configurations within the internal cabin.

1 Claim, 6 Drawing Sheets



(58) **Field of Classification Search**

USPC D10/46, 98, 102–103; D8/302–303;
D21/436, 438, 439, 440, 441, 447, 448,
D21/449, 450, 452, 453, 454, 455
CPC B64C 1/062; B64C 39/024; B64C 27/08;
B64D 11/0015; B64D 11/003; B64D
11/00

See application file for complete search history.

(56) **References Cited**

U.S. PATENT DOCUMENTS

D610,521 S	2/2010	Pirie	
D687,360 S *	8/2013	Gagnon	D12/195
D693,756 S *	11/2013	Stevens	D12/345
D761,187 S *	7/2016	Castanha	D12/345
D766,790 S *	9/2016	Sethapun	D12/195
D812,538 S *	3/2018	Lokers	D12/195
2008/0166544 A1 *	7/2008	Muller	B64C 1/1484 428/323
2014/0246886 A1 *	9/2014	Savard	B64D 11/06 297/62

* cited by examiner

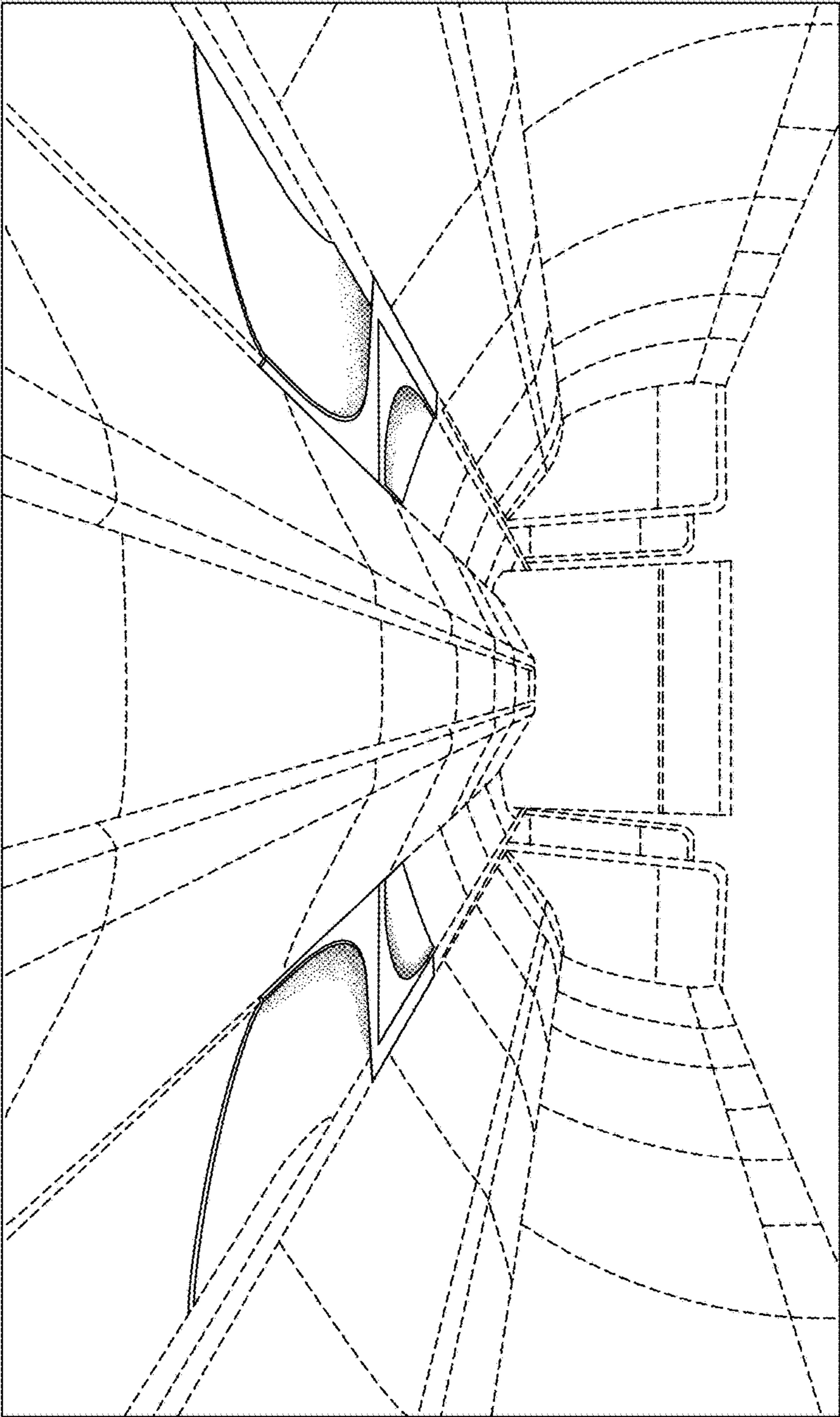


FIG. 1

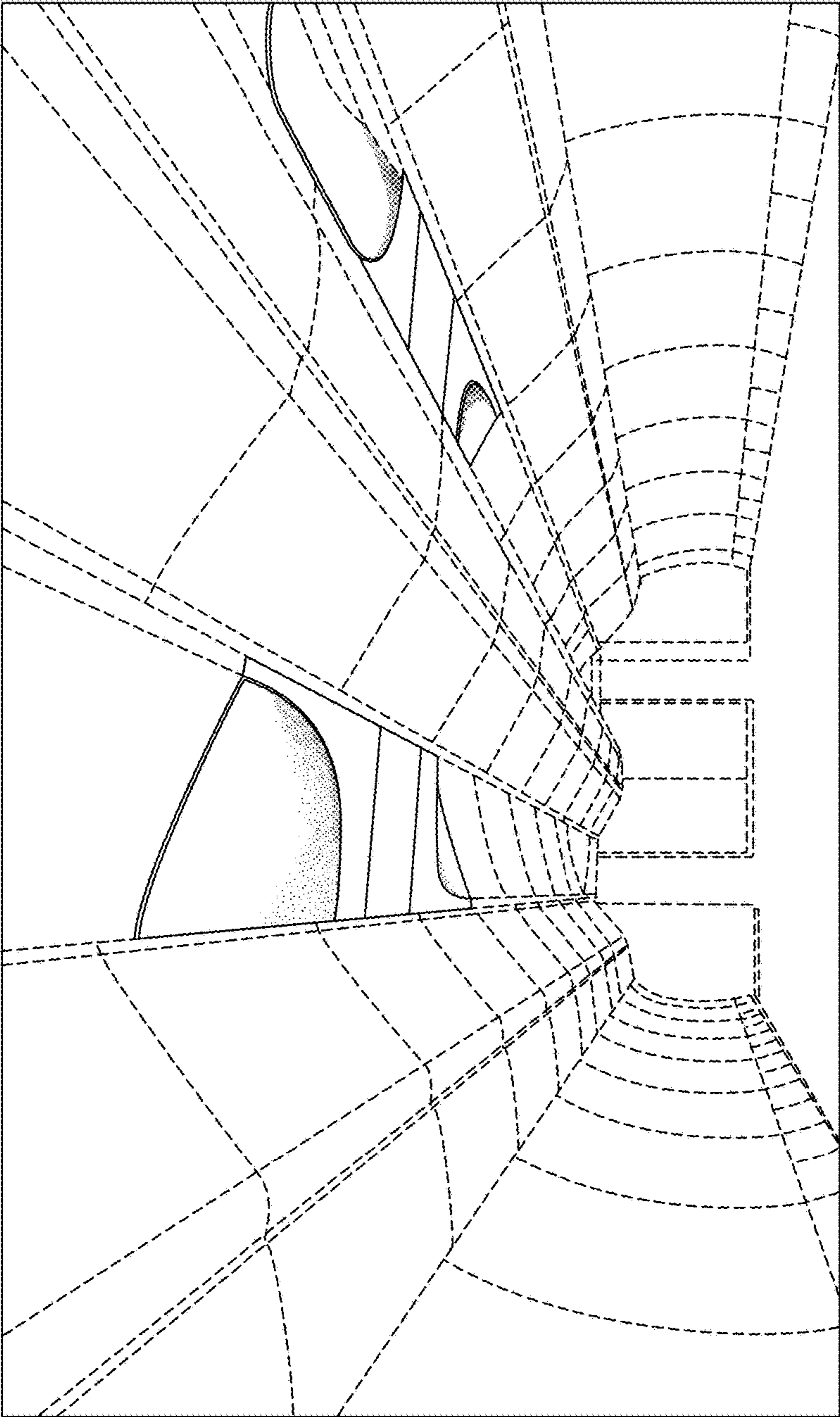


FIG. 2

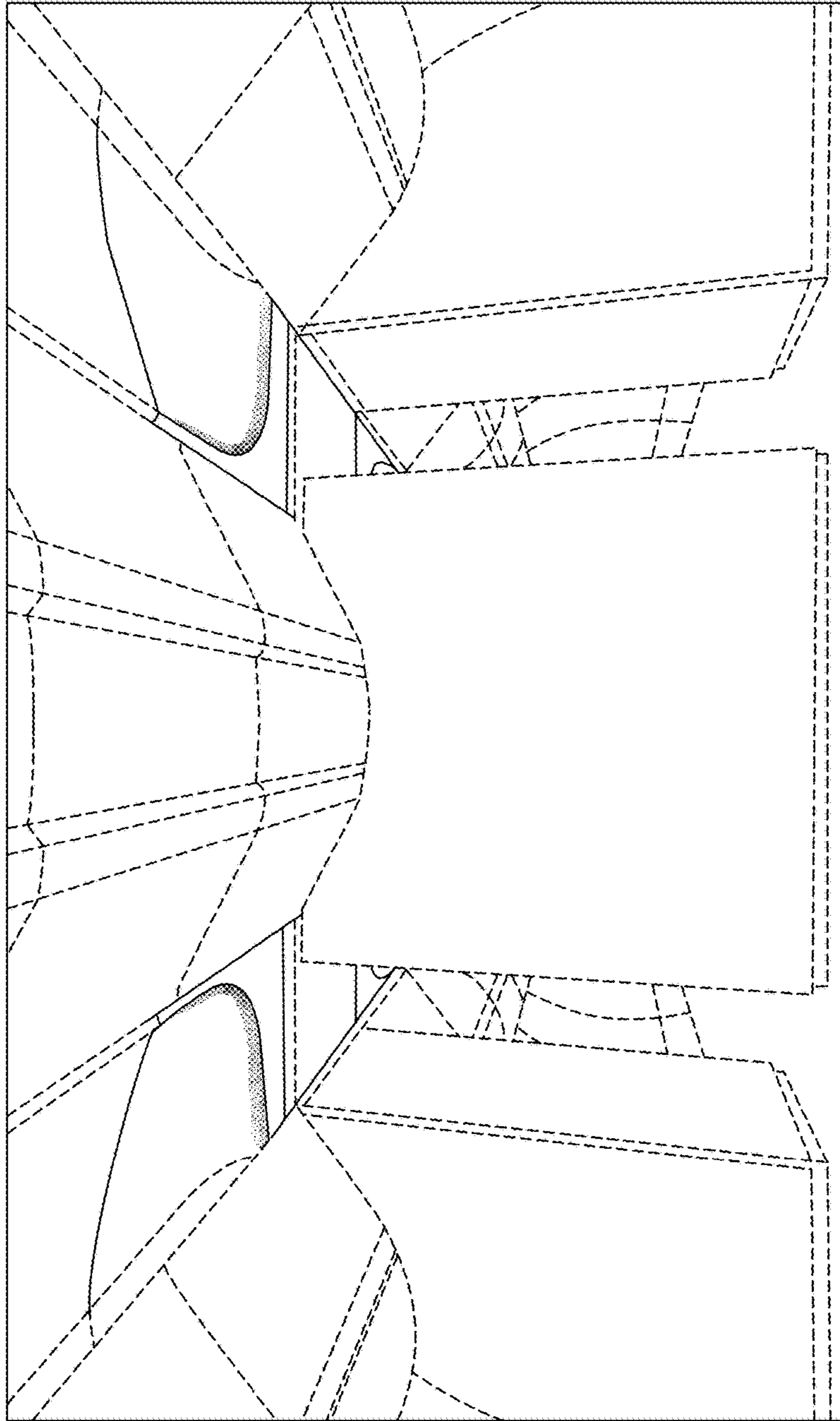


FIG. 3

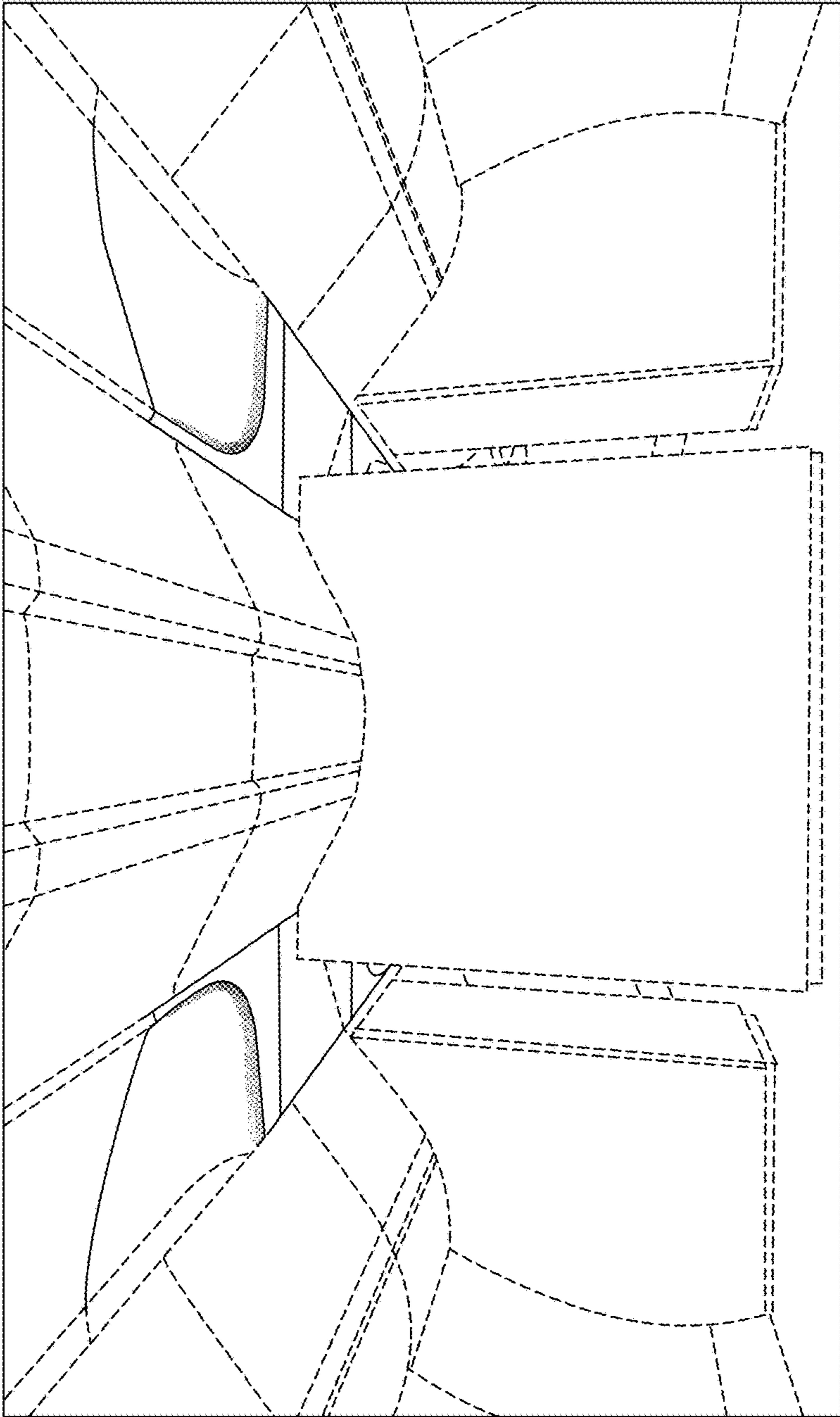


FIG. 4

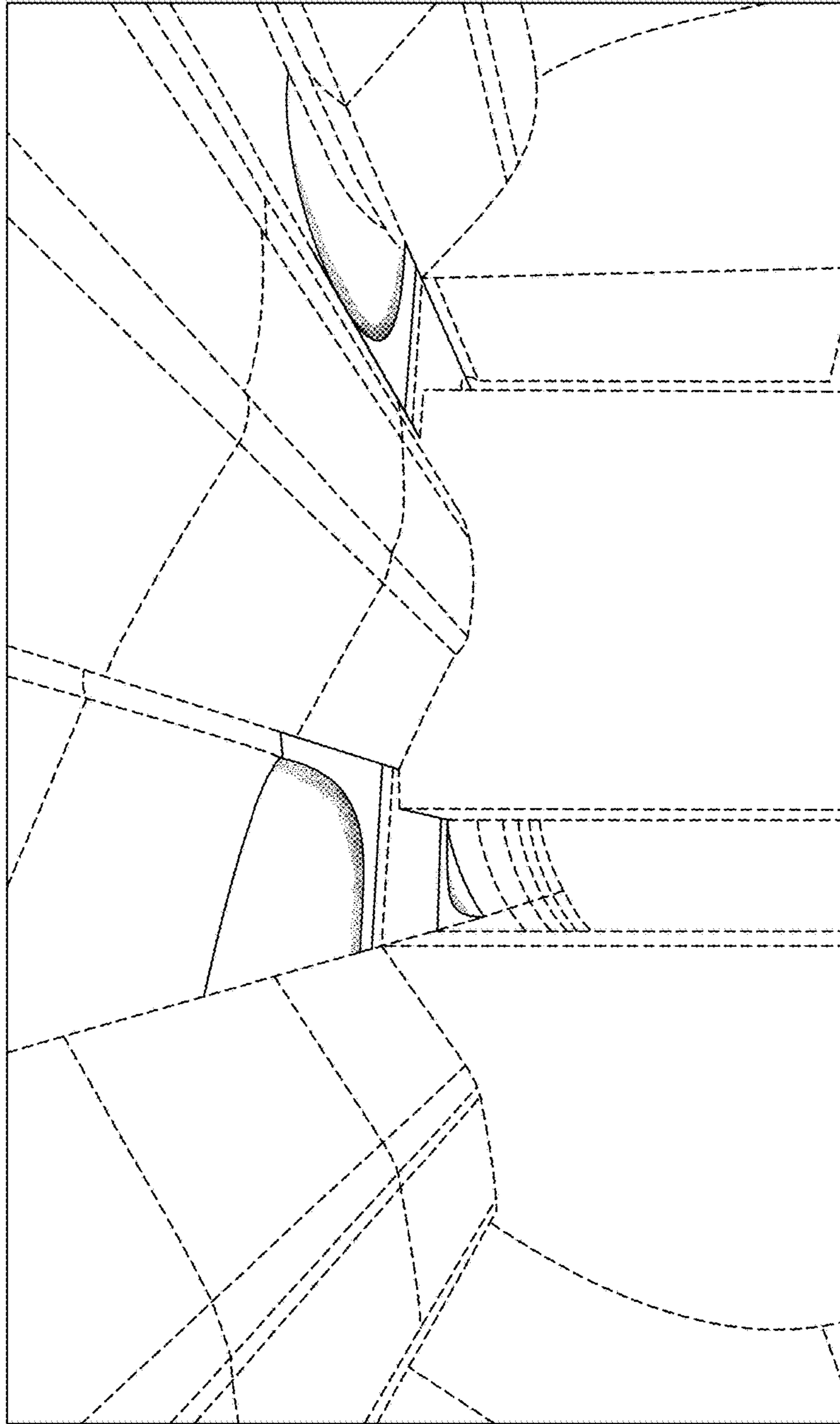


FIG. 5

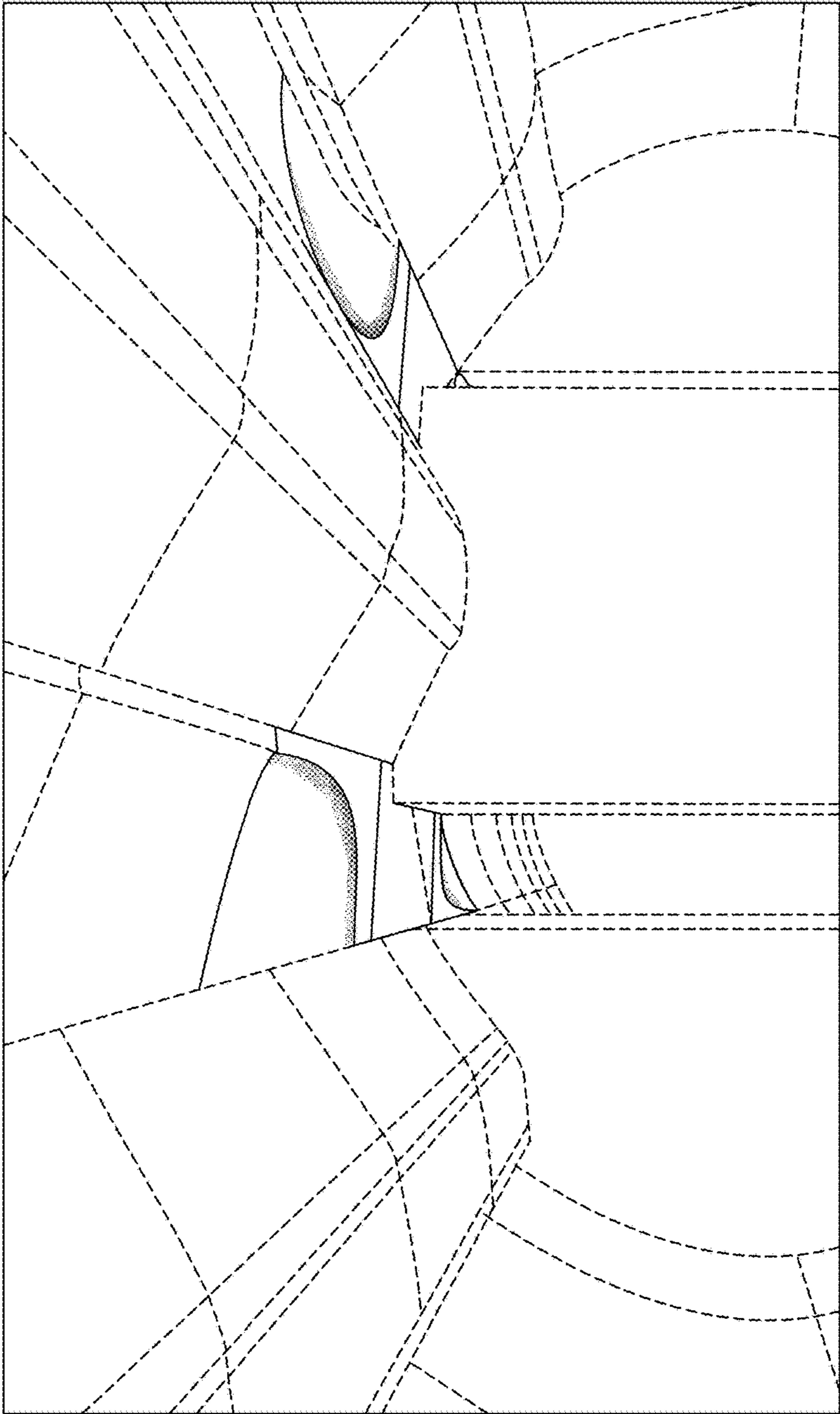


FIG. 6