



US00D849617S

(12) **United States Design Patent** (10) **Patent No.:** **US D849,617 S**
Peat (45) **Date of Patent:** **** May 28, 2019**

(54) **FRONT AND REAR DOOR TRIM FOR A VEHICLE**

D832,168 S * 10/2018 Platto D12/190
D836,508 S * 12/2018 Shinohara D12/190
2011/0187141 A1* 8/2011 Yanai B60R 13/04
296/1.08

(71) Applicant: **Jaguar Land Rover Limited**, Whitley, Coventry (GB)

* cited by examiner

(72) Inventor: **Anthony Peat**, Coventry (GB)

Primary Examiner — Katrina A Betton

(73) Assignee: **Jaguar Land Rover Limited**, Whitley, Coventry (GB)

(74) *Attorney, Agent, or Firm* — Wood Herron & Evans LLP

(**) Term: **15 Years**

(57) **CLAIM**

The ornamental design for a front and rear door trim for a vehicle, as shown and described.

(21) Appl. No.: **29/640,917**

DESCRIPTION

(22) Filed: **Mar. 19, 2018**

(30) **Foreign Application Priority Data**

Sep. 18, 2017 (EM) 004360550

(51) **LOC (11) Cl.** **12-16**

(52) **U.S. Cl.**
USPC **D12/190**

(58) **Field of Classification Search**
USPC D12/190, 192, 400, 90, 91, 196, 197,
D12/198, 199, 200, 171, 172, 163, 110,
D12/114
CPC ... B60R 13/005; B60R 13/02; B60R 13/0237;
B60R 13/04
See application file for complete search history.


FIG. 1 is a front left perspective view of a front and rear door trim for a vehicle according to the present invention.
FIG. 2 is a front right perspective view of the front and rear door trim shown in FIG. 1.
FIG. 3 is a rear right perspective view thereof.
FIG. 4 is a rear left perspective view thereof.
FIG. 5 is a front view thereof.
FIG. 6 is a rear view thereof.
FIG. 7 is a left side view thereof.
FIG. 8 is a right side view thereof.
FIG. 9 is a top view thereof.
FIG. 10 is a bottom view thereof; and,
FIG. 11 is a front view of the front and rear door trim shown in FIGS. 1-10, but with the front and rear door trim mounted on a vehicle, and the rest of the vehicle shown in de-emphasized and half-tone portions so as to illustrate environmental structure. These portions form no part of the claimed design. More particularly, in FIG. 11, the inventive front and rear door trim is shown within the broken line, and the elements shown outside the broken line form no part of the claimed invention, but are instead included to show environmental aspects thereof. The invention further contemplates a mirror image front and rear door trim on the opposite side of the vehicle.

(56) **References Cited**

U.S. PATENT DOCUMENTS

D470,088 S * 2/2003 Matsco D12/183
D692,358 S * 10/2013 Nakamuta D12/190
D787,397 S * 5/2017 Hatton D12/190
D787,398 S * 5/2017 Song D12/169
D790,419 S * 6/2017 Minami D12/190
D811,301 S * 2/2018 Peat D12/190
D818,408 S * 5/2018 Moran D12/190
D828,258 S * 9/2018 Zipfel D12/190

1 Claim, 9 Drawing Sheets






FIG. 1




FIG. 2




FIG. 3



FIG. 4




FIG. 5




FIG. 6




FIG. 7




FIG. 8




FIG. 9




FIG. 10




FIG. 11