



US00D849612S

(12) **United States Design Patent** (10) **Patent No.:** **US D849,612 S**
Grand (45) **Date of Patent:** **** May 28, 2019**

(54) **GRILLE**

(71) Applicant: **Jaguar Land Rover Limited**, Whitley, Coventry (GB)

(72) Inventor: **Simon Grand**, Coventry (GB)

(73) Assignee: **Jaguar Land Rover Limited**, Whitley, Coventry (GB)

(**) Term: **15 Years**

(21) Appl. No.: **29/622,408**

(22) Filed: **Oct. 17, 2017**

(30) **Foreign Application Priority Data**

Apr. 21, 2017 (EM) 003866961

(51) **LOC (11) Cl.** **12-16**

(52) **U.S. Cl.**
USPC **D12/163**

(58) **Field of Classification Search**
USPC D12/86, 90-92, 98, 163, 169, 171, 196, D12/216
CPC B60R 2019/525; B60R 19/52; B60K 11/85
See application file for complete search history.

(56) **References Cited**

U.S. PATENT DOCUMENTS

D551,145 S *	9/2007	Canitano	D12/196
D607,785 S *	1/2010	Walter	D12/163
D773,963 S *	12/2016	Battams	D12/163
D775,003 S *	12/2016	Pevovar	D12/163
D797,017 S *	9/2017	Henstridge	D12/164
D798,199 S *	9/2017	Henstridge	D12/163
D806,617 S *	1/2018	Wheel	D12/163
D828,242 S *	9/2018	Hill	D12/163

OTHER PUBLICATIONS

<https://www.landrover-me.com/en/vehicles/new-range-rover-sport/index.html> Available Oct. 14, 2017 (Year: 2017).*

* cited by examiner

Primary Examiner — Leanne Was-Englehart

(74) *Attorney, Agent, or Firm* — Wood Herron & Evans LLP

(57) **CLAIM**

The ornamental design for a grille, as shown and described.

DESCRIPTION

FIG. 1 is a front right perspective view of a grille according to the present invention.

FIG. 2 is a front left perspective view of the grille shown in FIG. 1.

FIG. 3 is a rear left perspective view thereof.

FIG. 4 is a rear right perspective view thereof.

FIG. 5 is a front view thereof.

FIG. 6 is a rear view thereof.

FIG. 7 is a left side view thereof.

FIG. 8 is a right side view thereof.

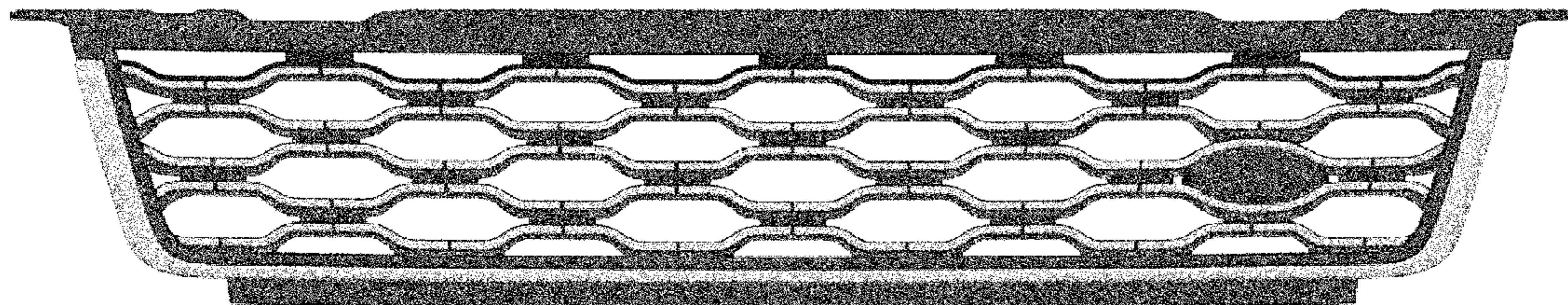
FIG. 9 is a top view thereof.

FIG. 10 is a bottom view thereof; and,

FIG. 11 is a front view of a grille, as shown in FIGS. 1-10, but mounted on a vehicle, with the rest of the vehicle shown in de-emphasized and half-tone portions so as to illustrate environmental structure.

More particularly, in FIG. 11, the inventive grille is shown within the broken line, and the elements shown outside the broken line form no part of the claimed invention, but are instead included to show environmental aspects thereof.

1 Claim, 11 Drawing Sheets






FIG. 1




FIG. 2




FIG. 3




FIG. 4

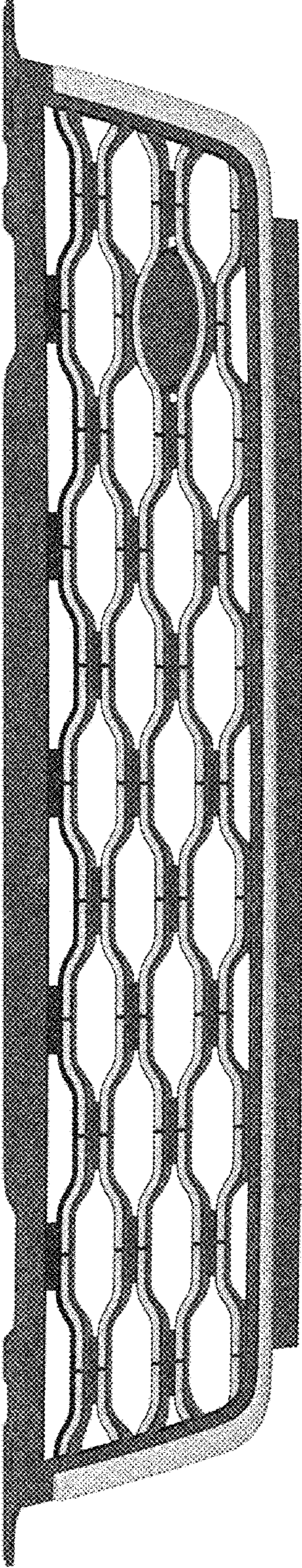


FIG. 5

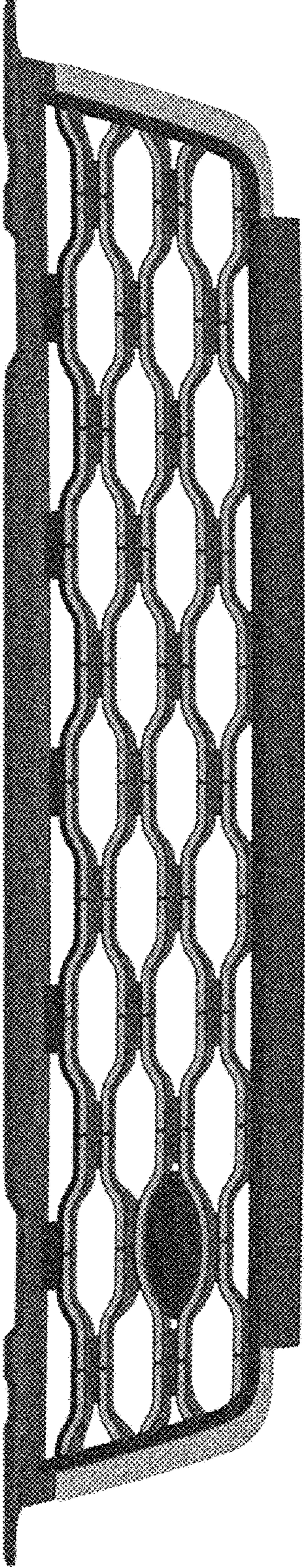


FIG. 6




FIG. 7




FIG. 8




FIG. 9




FIG. 10




FIG. 11