

US00D849563S

(12) **United States Design Patent**
Ohba

(10) **Patent No.:** **US D849,563 S**

(45) **Date of Patent:** **** May 28, 2019**

(54) **WATCHCASE**

(71) Applicant: **CITIZEN WATCH CO., LTD.**,
Nishitokyo-shi, Tokyo (JP)

(72) Inventor: **Haruya Ohba**, Kawagoe (JP)

(73) Assignee: **CITIZEN WATCH CO., LTD.** (JP)

(**) Term: **15 Years**

(21) Appl. No.: **29/638,616**

(22) Filed: **Feb. 28, 2018**

(51) **LOC (11) Cl.** **10-02**

(52) **U.S. Cl.**
USPC **D10/30**

(58) **Field of Classification Search**
USPC D10/30-32, 37-39, 122-124, 126, 128
See application file for complete search history.

(56) **References Cited**

U.S. PATENT DOCUMENTS

D300,807 S *	4/1989	Schneider	D10/32
D327,023 S *	6/1992	St. Dizier	D10/30
D333,101 S *	2/1993	Krieger	D10/10
D361,521 S *	8/1995	Koga	D10/30
D371,082 S *	6/1996	Oba	D10/39
D472,157 S *	3/2003	Takahashi	D10/32
D484,423 S *	12/2003	Takahashi	D10/32
D622,167 S *	8/2010	Jorst	D10/39
D694,656 S *	12/2013	Inoue	D10/38
D740,696 S *	10/2015	Monachon	D10/126

D782,336 S *	3/2017	White	D10/39
D793,253 S *	8/2017	Christian	D10/30
D795,711 S	8/2017	Yamamoto		
D799,989 S *	10/2017	Ohba	D10/38
D831,509 S *	10/2018	Sasaki	D10/39

OTHER PUBLICATIONS

Citizen Eco-Drive One Super Titanium and Alticl citizenwatch-global.com posted Mar. 2018 [online]. © Citizen Watch Co., Ltd. [retrieved Dec. 4, 2018] from Internet: <<https://www.citizenwatch-global.com/news/2018/20180322-3/index.html>> (Year: 2018).*

* cited by examiner

Primary Examiner — Sandra S Snapp

Assistant Examiner — Katherine Glennon

(74) *Attorney, Agent, or Firm* — RatnerPrestia

(57) **CLAIM**

The ornamental design for a watchcase, as shown and described.

DESCRIPTION

FIG. 1 is an enlarged front perspective view of a watchcase showing my new design;

FIG. 2 is a front elevational view thereof;

FIG. 3 is a left side elevational view thereof;

FIG. 4 is a right side elevational view thereof;

FIG. 5 is a rear elevational view thereof;

FIG. 6 is a top plan view thereof;

FIG. 7 is a bottom plan view thereof; and,

FIG. 8 is a rear perspective view thereof.

1 Claim, 5 Drawing Sheets



FIG. 1



FIG. 2



FIG. 3




FIG. 4




FIG. 5




FIG. 6



FIG. 7




FIG. 8

