

US00D849562S

(12) **United States Design Patent** (10) **Patent No.:** **US D849,562 S**  
**Ohba et al.** (45) **Date of Patent:** **\*\* May 28, 2019**

(54) **WATCHCASE**

- (71) Applicant: **CITIZEN WATCH CO., LTD.**,  
Nishitokyo-shi, Tokyo (JP)
- (72) Inventors: **Haruya Ohba**, Kawagoe (JP);  
**Hirokuni Yamamoto**, Tama (JP)
- (73) Assignee: **CITIZEN WATCH CO., LTD.** (JP)
- (\*\*) Term: **15 Years**
- (21) Appl. No.: **29/638,597**
- (22) Filed: **Feb. 28, 2018**
- (51) **LOC (11) Cl.** ..... **10-02**
- (52) **U.S. Cl.**  
USPC ..... **D10/30**
- (58) **Field of Classification Search**  
USPC ..... D10/30–32, 37–39, 122–124, 126, 128  
See application file for complete search history.

(56) **References Cited**

U.S. PATENT DOCUMENTS

D300,807 S *	4/1989	Schneider	.....	D10/32
D361,521 S *	8/1995	Koga	.....	D10/30
D371,082 S *	6/1996	Oba	.....	D10/39
D474,696 S *	5/2003	Takahashi	.....	D10/30
D718,167 S *	11/2014	Yliluoma	.....	D10/128
D740,696 S *	10/2015	Monachon	.....	D10/126
D782,336 S *	3/2017	White	.....	D10/39
D793,253 S *	8/2017	Christian	.....	D10/30
D795,711 S	8/2017	Yamamoto		
D799,989 S *	10/2017	Ohba	.....	D10/38
D831,507 S *	10/2018	Sasaki	.....	D10/30
D831,509 S *	10/2018	Sasaki	.....	D10/39

OTHER PUBLICATIONS

Citizen Eco-Drive One | hodinkee.com posted May 2016 [online]. © 2009-2018, Hodinkee Inc. [retrieved Dec. 4, 2018] from Internet: <<https://www.hodinkee.com/articles/the-citizen-eco-drive-one-an-ultra-thin-light-powered-quartz-watch-with-a-one-mm-thick-movement>> (Year: 2016).\*

Citizen Eco-Drive One Super Titanium and Alticl citizenwatch-global.com posted Mar. 2018 [online]. © Citizen Watch Co., Ltd. [retrieved Dec. 4, 2018] from Internet: <<https://www.citizenwatch-global.com/news/2018/20180322-3/index.html>> (Year: 2018).\*

\* cited by examiner

*Primary Examiner* — Sandra S Snapp  
*Assistant Examiner* — Katherine Glennon  
 (74) *Attorney, Agent, or Firm* — RatnerPrestia

(57) **CLAIM**

The ornamental design for a watchcase, as shown and described.

**DESCRIPTION**

FIG. 1 is an enlarged perspective view of a watchcase showing our new design;  
 FIG. 2 is a front elevational view thereof;  
 FIG. 3 is a left side elevational view thereof;  
 FIG. 4 is a right side elevational view thereof;  
 FIG. 5 is a rear elevational view thereof;  
 FIG. 6 is a top plan view thereof; and,  
 FIG. 7 is a bottom plan view thereof.

**1 Claim, 4 Drawing Sheets**




FIG. 1




FIG. 2




FIG. 3



FIG. 4




FIG. 5

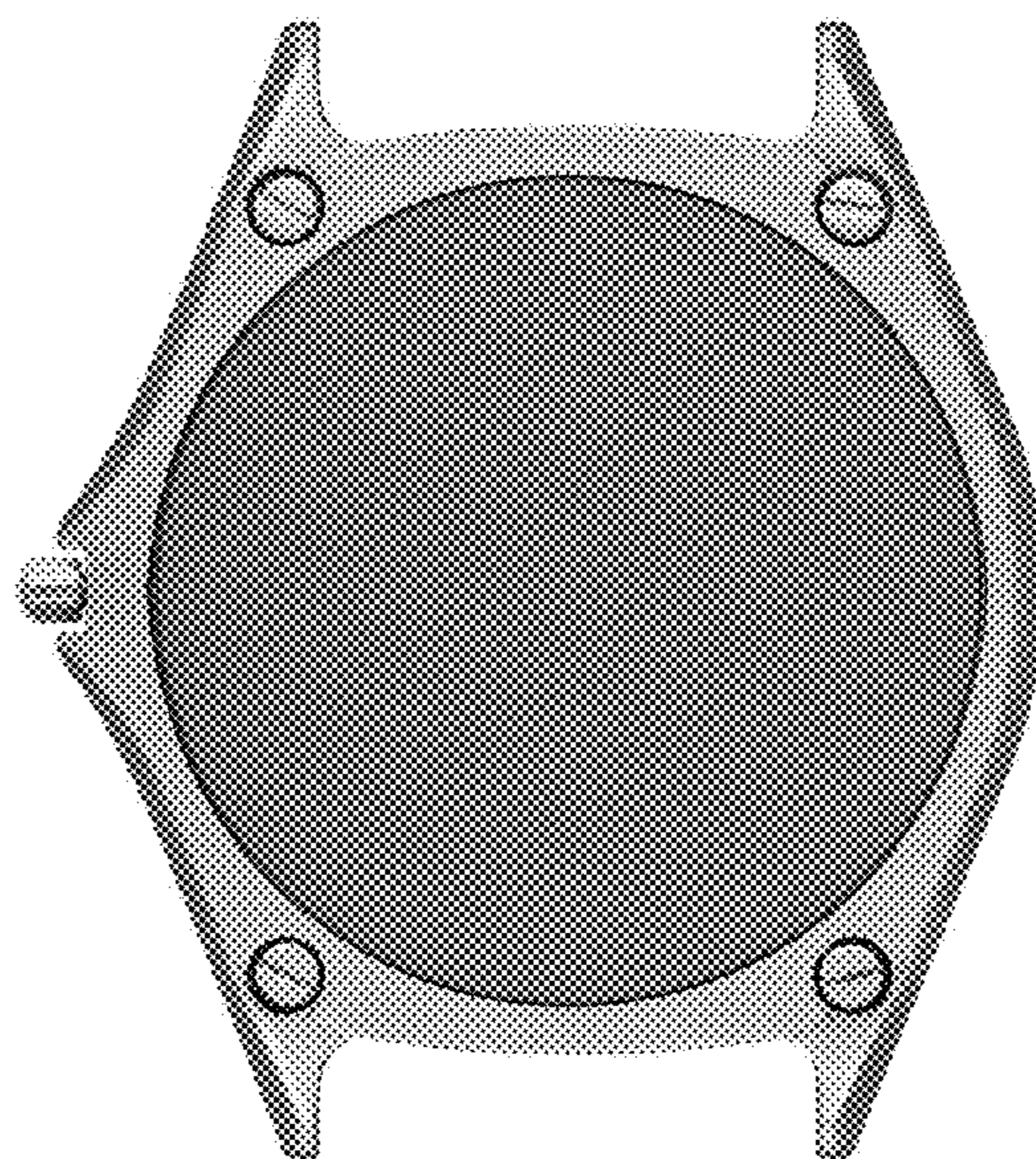


FIG. 6



FIG. 7

